

*The fun and easy way[®] to
start speaking Korean*

Korean

FOR

DUMMIES[®]

*Dialogues from
the book
on audio CD*

***A Reference
for the
Rest of Us!***

FREE eTips at dummies.com[®]

Jungwook Hong

Founder, Korean Studies Organization

Wang Lee

Korean translator



*The fun and easy way[®] to
start speaking Korean*

Korean FOR **DUMMIES[®]**

*Dialogues from
the book
on audio CD*

***A Reference
for the
Rest of Us![®]***

FREE eTips at dummies.com[®]

Jungwook Hong
Founder, Korean Studies Organization

Wang Lee
Korean translator



01_037188-ffirs.qxp 6/24/08 11:04 PM Page i

Korean

FOR

DUMmIES%

by Jungwook Hong and Wang Lee

01_037188-ffirs.qxp 6/24/08 11:04 PM Page ii

01_037188-ffirs.qxp 6/24/08 11:04 PM Page i

Korean

FOR

DUMmIES%

by Jungwook Hong and Wang Lee

01_037188-ffirs.qxp 6/24/08 11:04 PM Page ii

Korean For Dummies®

Published by

Wiley Publishing, Inc.

111 River St.

Hoboken, NJ 07030-5774

www.wiley.com

Copyright © 2008 by Wiley Publishing, Inc., Indianapolis, Indiana

Published simultaneously in Canada

No part of this publication may be reproduced, stored in a retrieval system, or transmitted in any form or by any means, electronic, mechanical, photocopying, recording, scanning, or otherwise, except as permitted under Sections 107 or 108 of the 1976 United States Copyright Act, without either the prior written permission of the Publisher, or authorization through

payment of the appropriate per-copy fee to the Copyright Clearance Center, 222 Rosewood Drive, Danvers, MA 01923, 978-750-8400, fax 978-646-8600.

Requests to the Publisher for permission should be addressed to the Legal Department, Wiley Publishing, Inc., 10475 Crosspoint Blvd., Indianapolis, IN 46256, 317-572-3447, fax 317-572-4355, or online at <http://>

www.wiley.com/go/permissions.

Trademarks: Wiley, the Wiley Publishing logo, For Dummies, the Dummies Man logo, A Reference for the Rest of Us!, The Dummies Way, Dummies Daily, The Fun and Easy Way, Dummies.com and related trade dress are trademarks or registered trademarks of John Wiley & Sons, Inc. and/or its affiliates in the United States and other countries, and may not be used without written permission. All other trademarks are the property of their respective owners. Wiley Publishing, Inc., is not associated with any product or vendor mentioned in this book.

LIMIT OF LIABILITY/DISCLAIMER OF WARRANTY: THE PUBLISHER AND THE AUTHOR MAKE NO REPRESENTATIONS OR WARRANTIES WITH RESPECT TO THE ACCURACY OR COMPLETENESS OF THE

CONTENTS OF THIS WORK AND SPECIFICALLY DISCLAIM ALL WARRANTIES, INCLUDING WITHOUT

LIMITATION WARRANTIES OF FITNESS FOR A PARTICULAR PURPOSE. NO WARRANTY MAY BE CREATED OR EXTENDED BY SALES OR PROMOTIONAL MATERIALS. THE ADVICE AND STRATEGIES CONTAINED HEREIN MAY NOT BE SUITABLE FOR EVERY SITUATION. THIS WORK IS SOLD WITH THE

UNDERSTANDING THAT THE PUBLISHER IS NOT ENGAGED IN RENDERING LEGAL, ACCOUNTING, OR

OTHER PROFESSIONAL SERVICES. IF PROFESSIONAL ASSISTANCE IS REQUIRED, THE SERVICES OF A COMPETENT

PROFESSIONAL PERSON SHOULD BE SOUGHT. NEITHER THE PUBLISHER NOR THE

AUTHOR SHALL BE LIABLE FOR DAMAGES ARISING HEREFROM. THE FACT THAT AN ORGANIZATION

OR WEBSITE IS REFERRED TO IN THIS WORK AS A CITATION AND/OR A POTENTIAL SOURCE OF FURTHER INFORMATION DOES NOT MEAN THAT THE AUTHOR OR THE PUBLISHER ENDORSES THE

INFORMATION THE ORGANIZATION OR WEBSITE MAY PROVIDE OR RECOMMENDATIONS IT MAY

MAKE. FURTHER, READERS SHOULD BE AWARE THAT INTERNET WEBSITES LISTED IN THIS WORK

MAY HAVE CHANGED OR DISAPPEARED BETWEEN WHEN THIS WORK WAS WRITTEN AND WHEN IT

IS READ.

For general information on our other products and services, please contact our Customer Care Department within the U.S. at 800-762-2974, outside the U.S. at 317-572-3993, or fax 317-572-4002.

For technical support, please visit www.wiley.com/techsupport.

Wiley also publishes its books in a variety of electronic formats. Some content that appears in print may not be available in electronic books.

Library of Congress Control Number: 2007925982

ISBN: 978-0-470-03718-8

Manufactured in the United States of America

10 9 8 7 6 5 4 3 2 1

About the Author

Wang Lee was born in Seoul, Korea, and he moved at an early age to the Middle East. He spent two years in Kuwait and another six and a half in Saudi Arabia. At the age of 13, he moved with his family to the United States and has been there ever since. He graduated from Shimer College in 2000, with a B.A. in Humanities. Since then, he's been working as an interpreter and a translator. He has worked for various school districts helping children with disabilities and has worked as a translator in many different fields ranging from the medical profession to the auto industry. He tutors Korean children in English and writes in his spare time.

Dedication

This book is dedicated to my parents, Sang Gil and Tae Kyun Lee, and my sister, Eun Jung. I am forever in their debt for all the love and support they were kind enough to show. None of this would have been possible without their help and guidance.

Author's Acknowledgments

When I was a little kid, I was fortunate enough to travel the world and live in many different places. It had a large part in shaping the person that I became.

I was only three or four when my family moved to Kuwait. My sister, being a couple years older than myself, attended school while we were there. She went to a British school and I first learned English looking over her shoulders. I didn't learn to read then; I just memorized what she was reading and correlated that with the pictures that were on the pages. Later,

when my family moved to Saudi Arabia, I continued to learn English from a British lady named Mrs. Brodure. For the first few years of my English-speaking career, I said things like “parcels” instead of “packages,” “bonnet” instead of “hood,”

“lift” instead of “elevator,” and the like.

When I moved to the States, I quickly learned that my bilingual skills were a valuable asset. It was a very marketable skill, in fact. I quickly realized that something that came quite naturally to me was something that many people struggled with. I knew that I was fortunate to learn English at an early age, which enabled me to communicate with perfect pronunciation and pass myself off as a native speaker. Then, I would raise a few eyebrows by turning around and speaking perfect Korean as well. My parents at home made sure I spoke Korean very well.

So my first set of thanks goes out to my parents, who taught me Korean and made sure I read and spoke it well. To my father, who always brought home a Korean newspaper for me to read, and for my mother, who was always there for me and pushed me to test my limits.

A most sincere thanks to my sister, Eun, and my brother-in-law, Jin Won Jung, who helped me maintain my sanity while I was sick and in the hospital. A special thanks to my sister, without whom this project would not have been possible.

To my nephew Miles, though he’s just 14 months old, he taught me to smile and take delight in the little things, like pointing and laughing, and putting things in your mouth.

To Mike Grossinger, for coming through for me time and time again, no matter what I needed. He has been a sympathetic ear as well as a sounding board for my ideas and rough translations, even though he doesn’t speak a word of Korean.

To Eric Hoch, for fixing my computer when it was on the fritz and I was freak-ing out, worried that I'd lost all my work. His calm patience and computer repair skills saved my hide more than once.

To Tom Cyr, who was always there to help me take the edge off, who also seemed to know exactly when I needed to take a break.

A sincere thanks goes out to Barb Doyen, my agent, who found this work for me. Without her, I would have never been involved with the *For Dummies* project and the fine folks at Wiley. I have to thank her also for having faith in me even when I doubted myself. Her steadfastness, like fuel, allowed me to keep going.

To Jennifer Connolly, my project manager, whose seemingly unending patience I tested time and time again, with one delay after another, and who was a tremendous help to me every step of the way.

To Stacy Kennedy, Acquisitions Editor at Wiley, who along with Jennifer, showed an incredible amount of patience with me and stuck with me through all the hassles, problems, and delays. I owe both of you a great deal of gratitude.

01_037188-ffirs.qxp 6/24/08 11:04 PM Page viii

Publisher's Acknowledgments

We're proud of this book; please send us your comments through our Dummies online registration form located at www.dummies.com/register/.

Some of the people who helped bring this book to market include the following:

Acquisitions, Editorial, and

Composition Services

Media Development

Project Coordinator: Patrick Redmond

Project Editors: Jennifer Connolly,

Layout and Graphics: Claudia Bell,

Natalie Harris

Melanee Habig, Stephanie D. Jumper

Acquisitions Editor: Stacy Kennedy

Proofreaders: Melissa Bronnenberg,

Copy Editors: Jennifer Connolly,

Mildred Rosenzweig, Amanda Steiner

Sarah Faulkner

Indexer: Joan K. Griffiths

Technical Editors: Sung-Eun Won, Teresa Lee

Special Help: Constance Carlisle

Media Development Coordinator:

Jenny Swisher

Assistant Producer: Shawn Patrick

Quality Assurance: Angie Denny

Senior Editorial Manager: Jennifer Ehrlich

Editorial Supervisor: Carmen Krikorian

Media Development Manager:

Laura VanWinkle

Editorial Assistants: Erin Calligan Mooney,

Joe Niesen, Jennette Einaggar,

Leeann Harney, David Lutton

Cartoons: Rich Tennant

(www.the5thwave.com)

Publishing and Editorial for Consumer Dummies

Diane Graves Steele, Vice President and Publisher, Consumer Dummies

Joyce Pepple, Acquisitions Director, Consumer Dummies

Kristin A. Cocks, Product Development Director, Consumer Dummies

Michael Spring, Vice President and Publisher, Travel

Kelly Regan, Editorial Director, Travel

Publishing for Technology Dummies

Andy Cummings, Vice President and Publisher, Dummies

Technology/General User **Composition Services**

Gerry Fahey, Vice President of Production Services

Debbie Stailey, Director of Composition Services

02_037188-ftoc.qxp 6/24/08 11:05 PM Page ix

Contents at a Glance

Introduction1

Part I: Getting Started7

| | |
|---|-----|
| Chapter 1: Getting Down the Basics | 9 |
| Chapter 2: The Nitty-Gritty: Basic Korean Grammar and Numbers | 25 |
| Chapter 3: Introductions and Greetings | 49 |
| Part II: Korean in Action | 69 |
| Chapter 4: Getting to Know You: Making Small Talk | 71 |
| Chapter 5: Eating and Drinking | 93 |
| Chapter 6: Shopping Made Easy | 111 |
| Chapter 7: Exploring the Town | 125 |
| Chapter 8: Enjoying Yourself: Recreation and Sports | 139 |
| Chapter 9: Making Connections: Phone, Mail, Fax, and Internet | 151 |
| Chapter 10: At the Office and Around the House | 165 |
| Part III: Korean on the Go | 189 |
| Chapter 11: Money, Money, Money | 191 |
| Chapter 12: Asking Directions | 203 |

| | |
|--|-----|
| Chapter 13: Staying at a Hotel..... | 215 |
| Chapter 14: Transportation | 233 |
| Chapter 15: Planning a Trip..... | 247 |
| Chapter 16: Handling an Emergency | 263 |
| Part IV: The Part of Tens | 277 |
| Chapter 17: Ten Ways to Get a Quick Handle on Korean | 279 |
| Chapter 18: Ten Things to Avoid Doing in Korea | 283 |
| Chapter 19: Ten Favorite Korean Expressions..... | 289 |
| Chapter 20: Ten Phrases That Make You Sound Korean | 293 |
| Part V: Appendixes | 301 |
| Appendix A: Korean Verbs | 303 |
| Appendix B: Mini-Dictionary..... | 307 |
| Appendix C: Answer Key | 331 |
| Appendix D: On the CD | 337 |

| | |
|-------------|-----|
| Index | 341 |
|-------------|-----|

02_037188-ftoc.qxp 6/24/08 11:05 PM Page x

02_037188-ftoc.qxp 6/24/08 11:05 PM Page xi

Table of Contents

| | |
|-------------------|---|
| Introduction..... | 1 |
|-------------------|---|

| | |
|-------------------------|---|
| About This Book..... | 1 |
|-------------------------|---|

| | |
|--|---|
| Conventions Used in This Book | 2 |
|--|---|

| | |
|------------------------------|---|
| Foolish Assumptions | 3 |
|------------------------------|---|

| | |
|------------------------------------|---|
| How This Book Is Organized..... | 3 |
|------------------------------------|---|

| | |
|-------------------------------|---|
| Part I: Getting Started | 4 |
|-------------------------------|---|

| | |
|---------------------------------|---|
| Part II: Korean in Action | 4 |
|---------------------------------|---|

| | |
|----------------------------------|---|
| Part III: Korean on the Go | 4 |
|----------------------------------|---|

| | |
|--------------------------------|---|
| Part IV: The Part of Tens..... | 4 |
|--------------------------------|---|

| | |
|-------------------------|---|
| Part V: Appendixes..... | 4 |
|-------------------------|---|

| | |
|---------------------------------|---|
| Icons Used in This Book..... | 5 |
|---------------------------------|---|

| | |
|-------------------------------|---|
| Where to Go From Here..... | 5 |
|-------------------------------|---|

| | |
|-------------------------------|---|
| Part I: Getting Started | 7 |
|-------------------------------|---|

Chapter 1: Getting Down the Basics9

Getting the Basic Sounds

.....10

The Basic Vowel

Sounds.....10

Distinguishing among vowel sounds12

Pronouncing eu and ui.....12

The Basic Consonant Sounds

.....13

Pronouncing jj, kk, pp, and tt.....14

Telling the difference between s and ss15

Pronouncing the Korean r,l sound16

Muting consonants at the end of a syllable16

Sounding

Fluent.....17

Don't stress17

Pronounce each syllable17

Speak in a steady rhythm18

Basic phrases18

Saying It with Body

Language.....21

Beckoning21

| | |
|---------------------|----|
| Bowing | 21 |
| Nodding | 22 |
| Shaking hands | 22 |

Chapter 2: The Nitty-Gritty: Basic Korean Grammar and Numbers . . .25

| | |
|--|----|
| Speaking Politely | 25 |
| Knowing the Basic Parts of Speech | 27 |
| Nouns | 28 |
| Pronouns | 29 |

02_037188-ftoc.qxp 6/24/08 11:05 PM Page xii

Korean For Dummies

xii

| | |
|--------------------------|----|
| Verbs | 31 |
| Adjectives | 36 |
| Suffixes..... | 37 |
| Adverbs..... | 37 |
| Particles..... | 38 |
| Asking Questions..... | 40 |

| | |
|---|------------|
| Counting Korean Style | 41 |
| Native Korean numbers | 42 |
| Sino-Korean numbers..... | 43 |
| Counters | 44 |
| Chapter 3: Introductions and Greetings | .49 |
| Making Introductions..... | 49 |
| Greetings and salutations..... | 50 |
| Bowing and shaking hands..... | 51 |
| Getting formal or informal..... | 51 |
| Introducing yourself..... | 55 |
| Introducing a friend or a peer..... | 57 |
| Introducing a senior or your parents..... | 58 |
| Asking for Names | 61 |
| Giving Thanks and Saying Sorry | 64 |
| Saying Goodbye..... | 65 |
| Part II: Korean in Action..... | 69 |

Chapter 4: Getting to Know You: Making Small Talk
.71

Asking Questions with Essential Words and Formal Usages71

“Where Are You From?”
.....73

Describing your home community.....74

Talking about where someone lives76

Discussing ethnicity and citizenship77

The Weather, the Seasons, and Everything In Between80

Talking About Jobs and Occupations83

Describing the Members of Your Family
.....87

Exchanging Contact
Information.....90

Chapter 5: Eating and Drinking
.93

Dig In! Let’s Eat!
.....93

Understanding meal time94

Satisfying your hunger.....95

Sitting down to eat95

Practicing good table manners.....98

Table of Contents

xiii

| | |
|--|-------------|
| Getting to Know Korean Cuisine | 98 |
| Popular dishes | 99 |
| Setting time for a meal | 100 |
| Liking and disliking with adjectives | 100 |
| Dining Out | 101 |
| Understanding what's on the menu | 101 |
| Ordering at a restaurant | 102 |
| Ordering at a roadside shop | 103 |
| Chatting with the waitstaff | 106 |
| Finding restrooms | 106 |
| Paying for your meal | 106 |
| Drinking, Korean style | 107 |
| Chapter 6: Shopping Made Easy | .111 |
| Navigating Stores | 111 |
| Visiting department stores, markets, and small shops | 112 |
| Browsing around | 114 |

| | |
|--|-----|
| Asking for help..... | 115 |
| Comparing Merchandise | 116 |
| Comparing several items..... | 117 |
| Pointing out the best item..... | 117 |
| Shopping for Clothes | 117 |
| Checking for sizes | 118 |
| Asking about colors | 119 |
| Trying on clothes | 120 |
| Shopping for Specific Items | 121 |
| Groceries | 122 |
| Electronics..... | 122 |
| Antiques and souvenirs | 122 |
| All About Buying: Pricing, Bargaining, Purchasing, Refunding | 123 |
| Chapter 7: Exploring the Town125 | |
| Knowing the Time and Day | 125 |
| Days, weeks, months | 126 |
| Telling time..... | 126 |

| | |
|--|-----|
| Telling time relative to now..... | 127 |
| Exploring Fun Places | 129 |
| Visiting museums and galleries | 130 |
| Going to concerts, theatres, and performances..... | 130 |
| Korean films | 130 |
| Korean noraebang | 132 |
| Bar-and club-hopping | 134 |
| Giving and Receiving Invitations..... | 135 |
| Getting something started | 135 |
| Inviting your friends to your house | 136 |

02_037188-ftoc.qxp 6/24/08 11:05 PM Page xiv

Korean For Dummies

xiv

Chapter 8: Enjoying Yourself: Recreation and Sports139

| | |
|---|-----|
| Naming Your Hobbies | 139 |
| Exploring Nature | 142 |
| Admiring and discovering the landscape..... | 144 |

| | |
|--|-------------|
| Korean seasons..... | 145 |
| Talking about the Arts | 147 |
| Playing Sports and Gaming | 148 |
| Playing games | 148 |
| Gaming at a Korean PC bang..... | 148 |
| Chapter 9: Making Connections: Phone, Mail, Fax, and Internet . . . | 151 |
| Phoning Made Easy..... | 151 |
| Finding a phone | 152 |
| Making the call..... | 152 |
| Asking for someone..... | 155 |
| Leaving a message..... | 157 |
| Buying stamps | 160 |
| Asking for special services..... | 160 |
| Sending a Fax | 161 |
| Looking for an Internet Connection..... | 161 |
| Chapter 10: At the Office and Around the House | .165 |
| Getting Down to Work..... | 166 |

| | |
|--|-----|
| Finding things at the office..... | 166 |
| Using computers | 169 |
| Finding people at the office..... | 170 |
| Asking for directions..... | 171 |
| Attending Meetings | 173 |
| Making introductions..... | 173 |
| Speaking up in a meeting..... | 173 |
| Making the Rounds: Business Dinners | 174 |
| Drinking politely | 175 |
| Declining drinks..... | 176 |
| Making Yourself at Home | 176 |
| The place where you live..... | 176 |
| The smallest room..... | 177 |
| Visting Koreans at Home | 178 |
| Taking the tour..... | 178 |
| Chilling out | 179 |
| Eating and drinking | 181 |
| Staying over | 184 |

Cleaning up.....186

Table of Contents

xv

Part III: Korean on the Go189

Chapter 11: Money, Money, Money
.191

Knowing Korean Currency
.....191

Changing Currency
.....192

Working the ATM
.....196

Paying for Your Purchases
.....197

Using cash197

Using plastic.....199

Using personal checks201

Chapter 12: Asking Directions
.203

Asking for Directions
.....203

Finding your way with “where?”204

| | |
|--|-----|
| Specifying which direction..... | 207 |
| Specifying distance | 209 |
| Giving Directions..... | 210 |
| Referring to locations on the street | 210 |
| Providing actions with directions | 210 |
| Making directions flow..... | 211 |

Chapter 13: Staying at a Hotel **.215**

| | |
|---|-----|
| Sorting Out the Accommodation Options | 215 |
| Traditional hotels | 216 |
| Motels | 216 |
| Korean motels and B&Bs..... | 217 |
| Hostels | 217 |
| Saunas and public baths | 217 |
| Finding Accommodations | 218 |
| Making Reservations | 220 |
| Asking for details..... | 223 |
| Checking out the room | 224 |

| | |
|------------------------|-----|
| Complaining 101 | 226 |
| Broken machinery | 226 |
| Noisy neighbors..... | 227 |
| Other problems | 228 |
| Checking Out | 228 |

Chapter 14: Transportation **.233**

| | |
|---|-----|
| Getting Around at the Airport | 233 |
| Making it past the checkin counter..... | 234 |
| Getting past Immigration and Customs..... | 238 |
| Leaving the airport..... | 238 |

02_037188-ftoc.qxp 6/24/08 11:05 PM Page xvi

Korean For Dummies

xvi

| | |
|--------------------------|-----|
| Getting Around Town..... | 239 |
| Hailing a cab..... | 239 |
| Taking a bus | 240 |
| Riding the subway | 240 |

Getting on the train244

Chapter 15: Planning a Trip
.247

Picking a Good Time for Travel
.....247

Checking out the seasons.....247

Naming months and counting days248

Korean holidays.....252

Naming off the years254

Specifying dates and times.....255

Choosing Your Destination
.....256

Packing for Your
Trip.....259

Getting the Help of a Travel Agency
.....259

Chapter 16: Handling an Emergency
.263

Shouting for Help
.....263

Calling the
Police.....264

Reporting an accident to the police.....264

Finding the lost and found266

| | |
|---|-------------|
| Getting Medical Help | 267 |
| Finding a doctor | 267 |
| Describing what ails you | 269 |
| Discussing your medical history..... | 272 |
| Making a diagnosis | 272 |
| Following the prescription | 273 |
| Getting Legal Help | 274 |
| Part IV: The Part of Tens | 277 |
| Chapter 17: Ten Ways to Get a Quick Handle on Korean | .279 |
| Find Koreans (or Other Korean Speakers) Near You..... | 279 |
| Use Korean Language Tapes, CDs, and Other Multimedia Resources.... | 280 |
| Visit Korean Restaurants and Bars | 280 |
| Sing Korean Songs..... | 280 |
| Watch Korean Movies | 280 |
| Watch Korean Drama | 281 |
| Surf the Net for Korean Web Sites..... | 281 |

| | |
|--|-----|
| Look Up Words in a Korean Dictionary | 281 |
| Make Korean Word and Phrase Lists..... | 282 |
| Go to Korea! | 282 |

02_037188-ftoc.qxp 6/24/08 11:05 PM Page xvii

Table of Contents

xvii

Chapter 18: Ten Things to Avoid Doing in Korea283

| | |
|--|-----|
| Bragging or Accepting Compliments | 283 |
| Making Someone Lose Face in Public..... | 284 |
| Sitting or Eating Before the Seniors in the Group | 284 |
| Calling Your Boss or Teachers by Their First Names | 285 |
| Saying “Ssi” After Your Own Name | 285 |
| Walking into a House with Your Shoes on..... | 285 |
| Crossing Your Legs When You Sit | 286 |
| Kissing in Public | 287 |

Taking the First “No, Thank You”
Literally.....287

Picking Up Your Rice Bowl and Using Your Spoon to Eat
.....287

Chapter 19: Ten Favorite Korean Expressions
.289

ppalli
.....289

gwaenchanayo
.....289

jeongmal, jinjja,
cham.....290

a,
geuraeyo.....290

jamkkanmanyoy
.....291

mwo
haeyo.....291

mollayo
.....291

joayo
.....291

jal doetneyo
.....292

jeoreon,
ireon.....292

Chapter 20: Ten Phrases That Make You Sound Korean293

akkapda
.....293

eojujeol su eopgun
.....294

geureonde itjanayo
.....294

jom
.....295

jjajeungnanda
.....295

jukgetda
.....296

kkeunnaejunda
.....297

neukkihada.....2
97

siwonhada
.....298

sugohaeyo
.....299

Part V: Appendixes301

Appendix A: Korean Verbs
.303

Appendix B: Mini-Dictionary
.307

Korean For Dummies

xviii

Appendix C: Answer Key
.331

Appendix D: On the CD
.337

Tracks on the CD
.....337

System Requirements
.....340

Customer
Care.....340

Index.....341

Introduction

You probably know more about Korean than you think you do. Maybe you own a Korean-made cellphone or car. You may have had some Korean food or watched a Korean film, and maybe you’ve even heard something interesting about Korea in the news. But if you want to learn how to speak Korean, you’re probably interested in speaking and interacting with Korean people. Perhaps you’re doing business with a company in Korea, or perhaps you’re planning to travel to Korea. Whatever the case, *Korean For Dummies* will go a long way toward helping you get a handle on the Korean language.

Some people say that speakers of different languages perceive things differently. If that's truly the case, perhaps learning a bit of Korean will help you see things the way a Korean does. Regardless of whether the language changes your perception, however, Koreans will perceive *you* differently when you try speaking some Korean. Speaking their language will certainly give them a good first impression! If you want to befriend people at school, on the job, or while traveling, show them that you're not only interested in them, but also that you're trying to understand and live by their culture.

Korean For Dummies helps you take those first steps toward understanding some Korean and tells you about some Korean mannerisms. As with anything, the first few steps can be the hardest to take, but they're worthwhile.

After you make some friends using the Korean that you pick up from this book, you'll know that learning Korean is rewarding and fun!

About This Book

If you don't like memorizing tables upon tables of grammatical rules and declensions, or if you love it but don't have much time, this book is for you.

Each chapter is organized so that you can look up and say a little something in the many situations that you may encounter while shopping, traveling, eating, and so on.

03_037188-intro.qxp 6/24/08 11:05 PM Page 2

Korean For Dummies

2

Learn a few words and sentences as you go along through this book, and surprise Koreans with a few well-placed phrases. Pick up this book when you need it, and flip through the sections that you find useful. Each section has a few phrases and cultural pointers that are meant to give Koreans a "Where did you learn that from?" sort of reaction. And if you're interested, you can learn a few sentence structures that you can add to as you become

more comfortable with the language. The chapters are structured so that you can take away the bits that you need when you need them, so get ready to learn by speaking a little bit at a time as opposed to memorizing a whole lot at once.

Conventions Used in This Book

I use a few conventions in this book to help your reading go smoothly:

Web addresses appear in monofont.

Korean terms are in **boldface** to make them stand out.

Korean words are spelled out phonetically, so that you see how to pronounce them.

Definitions, which are shown in parentheses, follow the phonetically spelled Korean words the first time they appear in a section.

Throughout the book, I give a nonliteral translation of the dialogues and phrases and, when necessary, I add a literal translation to help you

better understand not only the phrase that you're saying, but also how and when to use it.

Degrees of politeness are very important in Korean phrases. For important sentences, the formal polite, informal polite, intimate, and plain degrees of politeness are pointed out as necessary.

Verb and adjective conjugations are given in the following order:

dictionary stem and informal polite stem.

Anytime you're learning a language, you want to reinforce the material that you're learning by putting your lessons in the correct context. I use the following elements to help you do just that:

Talkin' the Talk: These dialogues include bits and pieces of material from each lesson. They put the material in a daily context and show you the situations in which they may happen. Each dialogue has a brief introduction to the scenario in which the conversation takes place and often

03_037188-intro.qxp 6/24/08 11:05 PM Page 3

Introduction

3

includes cultural tidbits. Each dialogue has the Korean words spelled

out phonetically so that you can see their English pronunciations, so

reading through them should be a breeze. If they're not so easy to read at first, look for dialogues that have a CD icon next to them — you can listen to those dialogues on the CD that comes with the book. In no time, you'll get the hang of speaking Korean!

Words to Know: On the blackboards in this section, important words are highlighted for you to have at your disposal. I include the informal polite form of the verbs. (Chapter 2 has more information on verb forms and their various endings.) **Fun & Games:** These sections include a few exercises to help jog your memory and reinforce what you learn in the chapter. The exercises help you gauge your performance, so make sure you give them a try.

Foolish Assumptions

Here are a few foolish assumptions that I made about you while writing this book:

You don't know much Korean aside from a phrase or two that you picked up from films or from your friends.

You're not planning to take a proficiency test any time soon, nor are you trying to start translating literature or begin interpreting. All you want to do is learn a few bits of Korean here and there in order to communicate with some Koreans around you.

You don't want to wake up in a cold sweat after memorizing tables upon tables of grammatical rules and conjugations.

You want to have fun while learning Korean.

How This Book Is Organized

This book is organized thematically into four parts and a set of appendixes.

Each part focuses on a particular theme, such as shopping, introductions, or eating out at a restaurant.

03_037188-intro.qxp 6/24/08 11:05 PM Page 4

Korean For Dummies

4

Part I: Getting Started

This portion of the book introduces you to Korean pronunciation and gives you an overview of basic Korean grammar. If you can, make sure that you go through Part I carefully, because it will significantly help your understanding of what's happening throughout the rest of the book.

Part II: Korean in Action

Here, you begin learning Korean — and Korean culture — for everyday life.

Meeting someone? Eating? Shopping? Look through this section if you want to look for information and expressions that you can use with your friends.

Part III: Korean on the Go

This part of the book gives you more task-specific expressions to use when you want to travel. If you need to exchange currency, book a hotel room, or ask for directions, go through this chapter.

Part IV: The Part of Tens

Even if you're really strapped for time, you should go through Part IV. Here I include ten ways to learn Korean quickly, ten phrases to make you sound more Korean, ten expressions that Koreans like to use, and ten things you shouldn't do in front of Koreans. These sections are short and easy to remember, so go through them when you can.

Part V: Appendixes

This part contains various references that you may want to turn to while flipping through the rest of the chapters. You can find verb tables that show the conjugations of regular and irregular verbs, and a mini-dictionary for Korean-to-English and English-to-Korean words. In addition, check the answers to the Fun & Games sections at the end of each chapter, and look for the list of tracks that appear on the audio CD.

Introduction

5

Icons Used in This Book

Throughout the book, I use icons in the margins and sidebars to help you find information quickly. Here are the icons to look for:

This icon highlights tips that make learning Korean easier.

This icon is used to point out information that bears repeating and remembering.

Avoid saying or doing things that have this warning sign icon. It marks the faux pas that you may make while speaking or interacting with Koreans.

Throughout the text, these icons mark bits about Korean culture and travel.

The audio CD that accompanies this book gives you a chance to listen to native speakers of Korean. You may have a few Korean friends at your

disposal to pronounce various phrases, but when they're not there, use the CD to learn Korean faster. This icon lets you know what's on the CD.

Where to Go from Here

To get a sense of what's going on behind the scenes in terms of grammar, read Chapter 2. Korean grammar is very different from English grammar. I don't present all there is to know about Korean grammar, because that's beyond the scope of this book. You can, however, find enough grammar info to figure out what's going on and possibly figure out which words are playing what role when you listen to your Korean friends.


Chapter 2 aside, listening and speaking are the focus of this book. And although I try to provide you with as much information on specific topics as I can, the best way to learn is by trial and error. Learning a language involves learning how to interact with people, and no book or language course — however well designed — can trump actual conversation with someone. Go on and read a topic that strikes your fancy, listen to the audio CD, try using a Korean phrase here and there, but most importantly try speaking with a Korean speaker whenever you can. You'll undoubtedly form friendships and fond memories along the way.

03_037188-intro.qxp 6/24/08 11:05 PM Page 6

Korean For Dummies

The 5th Wave

By Rich Tennant



Part I

Getting Started

04_037188-pp01.qxp 6/24/08 11:05 PM Page 8

In this part . . .

If you've never been introduced to the Korean language

before now, this part is for you. You can become familiar with Korean pronunciation and get an overview of

basic Korean grammar. Try to go through Part I carefully

because it lays the foundation for understanding the rest

of the book.

05_037188-ch01.qxp 6/24/08 11:06 PM Page 9

Chapter 1

Getting Down the Basics

In This Chapter

Sounding off with Korean phonetics

Pronouncing the basic vowels and consonants

Working on sounding fluent

Practicing some Korean phrases

Using Korean gestures

Surprising a **woneomin** (*won-uh-min*; native speaker) of Korea by perfectly pronouncing a **mungu** (*moon-goo*; phrase) or a **munjang** (*moon-jang*; sentence) of their language can be **jaemi** (*jae-mee*; fun). And the purpose of this chapter is to help you do exactly that. Here you will learn how to pronounce Korean and get a hang of a few common **haengdong** (*hang-dong*; gestures). It shouldn't take long for you to begin fooling your Korean **chingudeul** (*chin-goo-deul*; friends) into thinking that you've secretly been spending time mastering the language.

Like **unjeon** (*oon-jun*; driving), riding a **jajeongeo** (*ja-juhn-guh*; bike) or tightrope **geotgi** (*gut-gee*; walking), the only way to get better at pronouncing Korean is by practicing. And the only way to fix your mistakes is by making them. So in this chapter, I introduce words like **chimdae** (*chim-dae*; bed), **angyeoung** (*an-gyoung*; eye glasses), **chitsol** (*chi-sol*; toothbrush), and **keopi** (*kuh-pee*; coffee) so you can practice saying words throughout your daily routine, and also teach you some basic sentences and phrases so you can start communicating in Korean. The more Korean you incorporate into your daily routine and **daehwa** (*dae-hwa*; conversations) you have, the better your understanding of Korean will become. Try to get a

Korean friend to work with you. Practicing accurate pronunciation will not only help you **deutgi** (*deut-*

gee; listen) and **malhagi** (*mal-ha-gee*; speak), but it will also win you brownie points, as Koreans will think highly of you for taking the time to master the finer points of their native language.

In the following sections, I present the sounds in their Romanized alphabeti-cal order. Although it might take a while to get used to Korean sounds, there are no new concepts to learn such as tone or pitch.

Part I: Getting Started

10

Getting the Basic Sounds

Korean, like English, is a phonetic **eoneo** (*un-uh*; language). Each character of the Korean **sseugi** (*sseu-gee*; writing) system represents a sound, be it a vowel or a consonant. Although Korean has its own writing system, Hangeul, learning Korean using Korean script will require that you learn various sound change rules. So instead throughout this book, I will Romanize (write the sounds of Korean out in English) Korean phonetics, or sounds, using the English alphabet.

The Romanization method that I have chosen is the revised Romanization of Korean approved by the Korean government in year 2000. Using Romanization, I will write out how the characters sound so you can jump into conversation immediately without learning these rules. In addition, I have also included the pronunciation of the Korean words in brackets with English translation.

If you have the time, I highly recommend that you learn the Korean script, Hangeul. Hangeul was developed in the mid 1400s by the King Sejong's mandate to create a writing system that could easily be learned by commoners.

Today, almost all of Korea relies on Hangeul for written communication, and Romanization is used exclusively for foreigners. Learning Hangeul will give you access to a wealth of online resources, so if you want to learn Korean more effectively, make sure you eventually take the time to learn Korean script.

Pronounce Korean words as though you are British, Scottish, or Australian rather than an American. For example, pronounce *angyeong* as

ahn-gyoung not *an-gyoung*. Pronounce the *an* as *ahn* rather than *an*.

The Basic Vowel Sounds

Every Korean consonant must be accompanied by a vowel. Sometimes a

group of vowels can form a word, as in the case of **uyu** (oo-yoo) which means *milk*, and **yeoyu** (yuh-yoo) which means *leisure/ease*. You should have little difficulty pronouncing most of the vowels, but some will sound almost indis-tinguishable from one another, and some will simply be tricky to pronounce.

First, try going over the sounds listed in Table 1-1. Don't worry if you have trouble figuring out how to pronounce some of the sounds. I go over how to distinguish and pronounce some of the trickier ones later in this chapter.

Chapter 1: Getting Down the Basics

11

Phonetically, *ae* and *e* are two different sounds. Hence, they should be distinguished as such, although their difference may be blurred by most native speakers in causal speech.

Table 1-1

Vowel Sounds

Vowel

English Word with the Sound

Korean Word with the Sound

a

ah-ha

jadongcha (ja-dong-cha; car)

ae

hand

chaek (chaek; book)

e

get

gagye (ga-ge; store)

eo

uh

geoul (guh-ool; mirror)

eu

gull

oneul (o-neul; today)

i

eat

i (ee; teeth)

o

so

chitsol (chi-ssol; toothbrush)

oe

wet

hoesa (hwae-sa; company, corporation)

u

boo

mul (mool ; water)

ui

boy

uija (ui-ja; chair)

wa

water

hwajangsil (hwajang-shil; bathroom)

wae

wet

wae (whae; why)

we

wet

wigyeyang (we-gae-yang; stomach ulcer)

wi

we

wiheom (wee-hum; danger)

wo

won

mwo (mwo; what)

ya

yam

chiyak (chi-yak; toothpaste)

yae

yesterday

yae (yae; that person; informal)

ye

yeti

jipye (jee-pae; dollar bills)

yeo

yuck

angyeong (an-gyoung; eye glasses)

yo

yo

yokjo (yog-jo; bathtub)

yu

you

hyusik (hyoo-sheeg; rest)

In Korean, pronounce *a* as *ah* (like *spa*) as in British English instead of *ae* (like *day*) in U.S. English.

Part I: Getting Started

12

Distinguishing among vowel sounds

Can Koreans tell the difference among the following three groups of sounds?

ae (sounds like the *a* in hand), *e* (sounds like the *e* in get), and *oe* (sounds like the *o* in hope)

The answer is **ye** (*yae*; yes) and **aniyo** (*a-ni-yo*; no). If native Korean speakers were to **anjas** (*an-ja*; sit down) and split hairs over the **bareum** (*ba-reum*; pronunciation) of the three groups of sounds, they most likely could. But for the most part, especially in **maeil** (*mae-ill*; daily) conversation, they don't. So do not worry if you cannot distinguish between the sounds *ae*, *e*, and *oe*, because most Koreans do not worry either. The only way to distinguish between them is when you see them written down. Therefore, just by hearing them, most Koreans cannot tell the difference between above sounds.

Try these examples:

wae (sound like the *we* in *wet*) **waegeurae** (*wae-geu-rae*; what is it) *oe* (also sound like *we* in *wet*) **oetori** (*wae-to-ree*; alone) *yae* (sound like *ye* in *yeah*) **yaeya** (*yae-ya*; hey, kid) *ye* (sound like the *ye* in *yesterday*) **ye** (*yae*; yes) As you can see with the pronunciations written in brackets, above words are very difficult to distinguish just by hearing the words itself. It is more important to listen to the words used in sentences.

Pronouncing eu and ui

The *eu* sound does not exist in English. Fortunately, it isn't that **eoryoepda** (*uh-ryup-da*; hard) to **baeuda** (*bae-oo-da*; learn). Imagine that a friend or

a sibling has hit you hard in the **bae** (*bae*; stomach) and you've just had the wind knocked out of you. Most likely you'll be clenching your **i** (*ee*; teeth) and groaning. Keep imagining the pain that you are in, but now focus on your groaning. Your teeth should be clenched tightly and your **mom** (*mohm*; body) should be tense. Now, try groaning a few times, and focus on the sound that you make. Keep your **ip** (*eep*; mouth) in the same position. Now try making a clear sound while keeping your mouth in that same shape.

The *ui* sound is a combination of the *eu* sound and the *i* sound. You start off with an *eu* sound, then quickly shift into an *i* sound. It might have been easier to remember if *ui* were written as *eui*, but I'd like you to learn standard Romanization so just keep this in mind.

By this point, you should have the *eu* and *ui* sounds down. I hope that wasn't too painful.

Chapter 1: Getting Down the Basics

13

The Basic Consonant Sounds

Try saying the words *ski*, *gas*, and *kid*. You should notice that you let more air out when you pronounce *gas* than when you do *ski*, and again that you let even more air out when you say *kid* than you do when you say *gas*. Korean pronunciation relies heavily on how much air you let out when you pronounce consonants.

As you listen to the CD, try to focus on how much air is being let out for each letter.

Table 1-2 lists some basic consonant sounds. Please note that when a same consonant has two different sounds, I have **bolded** the consonant in question to differentiate between examples being used. *Note:* The revised form of Romanization no longer uses apostrophes.

Table 1-2

Consonant Sounds

Consonant

English Word with the Sound

Korean Word with the Sound

ch

chat

chimdae (chimdae; bed)

h

hat

haneul (ha-neul; sky)

j

chose

jigeum (jee-geum; now)

jj

match

jeo jjok (juh-jjok; that way)

k

cap

kal (kal; knife)

k,g

kooky

gukgi (gook-gee; national flag)

k, g

good

gilga (geel-ga; roadside)

kk

ski

kkeut (kkeut; end)

m

mom

meori (muh-ree; head)

n

no

namu (na-moo; tree)

ng

sung

sang (sang; table)

p

pass

pal (pal; arm)

b, p

paper

japida (ja-pee-da; get caught

b, p

baby

babo (ba-bo; dummy)

pp

happy

ppang (ppang; bread)

r, l

roll

ramyum (ra-myun; instant noodle)

(continued)

05_037188-ch01.qxp 6/24/08 11:06 PM Page 14

Part I: Getting Started

14

Table 1-2 (continued)

Consonant

English Word with the Sound

Korean Word with the Sound

s

so

sul (sool; alcohol)

ss

boss

ssal (ssal; rice)

t

tada

tada (ta-da; to burn or to ride

[depends on the context])

t, d

tone

datda (dat-da; to close)

t, d

ed

badak (ba-dag; floor)

tt

star

ttokttok (ttog-ttog; knock knock)

k, g and *d, t* are read as *g* and *d* before a vowel, as in **gilga** (*geel-ga*; street), **gagu** (*ga-goo*; furniture), **doldam** (dol- *dam*; stone wall) and **don** (*don*; money), and as *k* and *t* when followed by another consonant or form the final sound of a word, as in **dokdo** (*dok-do*; dokdo island), **yokjo** (*yog-jo*; bathtub), **chaek** (*chaeg*; books), **geotda** (*guht-da*; to walk) and **datda** (*dat-da*; to close).

The *r, l* sound differs in that it is pronounced as *r* before a vowel, as in **baram** (*ba-ram*; wind), **ramyun** (*ra-myun*; instant noodles) and as *l* everywhere else as in **balral** (*bal-ral*; energetic).

Pronouncing *jj*, *kk*, *pp*, and *tt*

Most people have little trouble pronouncing *j* and *ch*, but the *jj* sound is often a source of frustration. To understand first how the *jj* sound is pronounced (and later, the *kk*, *pp*, and *tt* sounds), try saying *jazz*, *match*, and *champ*. You should notice that the *ch* sound has the most air coming out of your mouth and *j* the next. It should seem as though you are trying to prevent any air from coming out. For this reason, the *j*, *ch*, and also *jj* sounds are called *affricates*. They are phonetically a combination of a stop and a fricative, hence the term *affricate*, which involves a friction of airflow as well as the obstruction of airflow at different stages of its production.

In fact, the *jj*, *kk*, *pp*, and *tt* sounds are actually stops of the *ch*, *k*, *p*, and *t* sounds. So when you pronounce *jj*, *kk*, *pp*, and *tt*, try letting less air rush out

of your mouth than you would when you are saying *ch*, *k*, *pp*, and *t*. Try these examples: 05_037188-ch01.qxp 6/24/08 11:06 PM Page 15

Chapter 1: Getting Down the Basics

15

chong (*chong*; gun)

jeojjok (*juh-jjok*; over there)

jjok-jii (*jjok-jee*; memo)

kkeut (*kkeud*; end)

kkot (*kkot*; flower)

kong (*kong*; bean)

pal (*pal*; arm)

ppalli (*ppal-li*; fast)

ppang (*ppang*; bread)

tang (*tang*; bang)

ttang (*ttang*; ground)

tteok (*tteog*; rice cake)

Telling the difference between s and ss

Again, the name of the game in pronouncing the s and ss sounds is airflow.

However, the defining characteristic of these two sounds is that they involve hissing sounds when they are produced, hence their name ‘sibilant.’ The ss sound involves more friction of airflow compared to the s sound.

The *s* sound in the words *sound* and *cinema* is like the Korean *ss* sound. Try saying the words **ssal** (*ss al*; rice) and **ssada** (*ssa- da*: cheap) .

On the other hand, the Korean *s* sound is closer to an English *z* sound compared to the *ss* sound. But, *s* is quite different from *z* in English in that the former is voiceless and the latter voiced. Try saying *zada* first, but then say the *z* sound imagining that you've lost your voice. You should have an *s* sound that is significantly softer, and also longer, than what you are used to.

If you have trouble differentiating the two, try pronouncing the *s* sound twice as long as you would the *ss* sound. Try these examples:

ssal (*ss-al*; rice), **sal** (*sal*; skin)

ssada (*ssa-da*; cheap), **sada** (*sa-da*; buy) One more thing to know about the *s* and the *ss* sound is that when they are combined with an *i* sound, as *si* and *ssi*, they are read *shi* and *sshi*, as in these examples: **ssi** (*sshi*; Mr., Mrs., Miss), **si** (*shi*; poem) 05_037188-ch01.qxp 6/24/08 11:06 PM Page 16

Part I: Getting Started

16

Pronouncing the Korean *r,l* sound

If you **gullida** (*gool-lee-da*; roll) your **hyeo** (*hyuh*; tongue) across the **cheonjang** (*chun-jang*; roof) of your mouth, you should notice a flat hard part near the teeth and a ridge where you should notice an incline. When you say *d* as in *day* and *dog*, or *l* as in *lamb* and *log*, your tongue stays on the hard part near your **i** (*ee*; teeth). In the case of *l* in English, the tip of your tongue touches the alveolar ridge, but when you pronounce an *r* sound as in *run* and *rock*, the tip of your tongue stays behind the ridge on the roof of your mouth, somewhere on the incline.

The key to pronouncing the Korean *r,l* sound is to keep only the tip of your tongue on the ridge between the *r* and *l* sounds. If you have trouble pronouncing the *r,l* sound, just think of it as the *l* sound pronounced by putting the tip of your tongue on the ridge that I was talking about earlier. Try these examples.

chitsol (*chi- ssol*; toothbrush)

hangari (*hang-a-ree*; jar, pot)

nara (*na-ra*; country)

pal (*pal*; arm)

ramyun (*ra- myun*; instant noodles)

uri (*oo-ree*; us, we)

Muting consonants at the end of a syllable

When Korean syllables or **daneo** (*da-nuh*; words) end in a *g* or a *d* sound, Koreans will mute the *g* or *d* sound. More specifically speaking, syllable-final *g* and *d* are unreleased sounds. When pronouncing these sounds, the airflow is closed very rapidly. Koreans do this by not letting as much air rush out of their mouths as they would when they would pronounce a *g* or a *d* sound at the beginning of a syllable. As **isanghan** (*ee- sanghan*; strange) as this may sound, even English speakers do this when they say the *d* in *good morning*.

For practice, try these examples (*kkeut* should sound a lot like *good*):
kkeut (*kkeud*; end)

chitsol (*chi-ssol*; toothbrush)

chaek (*chaeg*; book)

yok-jo (*yog-jo*; bathtub)

Chapter 1: Getting Down the Basics

17

hyu-sik (*hyu-sheeg*; rest)

jeojjok (*juh-jjog*; over there)

ttokttok (*ttog-ttog*; knock knock)

badak (*ba-dag*; floor)

Sounding Fluent

Once you have a grasp of the basic Korean **sori** (*so-ree*; sounds), mimicking the intonation, and cadence of a Korean speaker should take just a **jogeum** (*jo- geum*; little) more work. But this does not mean that path to excellent Korean pronunciation is one without **yuhok** (*yoo-hok*; temptations). In this section, I provide three tips for mastering Korean pronunciation and making your Korean sound even more natural.

Koreans use many English words on a daily basis. A few of them sound similar to the original English words but for others you might have to use your imagination. Most of these words should be easy to memorize and help you better understand Korean pronunciation.

Don't stress

English words and sentences are full of stressed and unstressed syllables. For example, the sentence “Ko- rean pro-nun-ci- a-tion is sim-ple” is stressed at three points. The same sentence in Korean, “**Hangugeo bareumeun swiwoyo** (*han-goo-guh ba-reum-eun shee-wo-yo*; Korean pronunciation is easy),” is said with no stress at all. It is possible to emphasize a particular word in a sentence by saying each syllable in that word **cheoncheonhi** (*chun- chun- hee*; slowly) and **keuge** (keu-gae ;

loudly), but if you ever feel tempted to put stress on a syllable within a word in Korean, resist.

Pronounce each syllable

In this book, I provide the Romanization for the Korean word and sentences, then I write out how each word is pronounced breaking words up into syllables. Although it may be tempting read each syllable quickly, if you enunciate each syllable clearly it will be easier for you to pronounce words accurately, and easier for Koreans to understand you. Remember to speak like an Australian or British person, such as pronouncing *a* as *ah*.

Part I: Getting Started

18

Puzzling English words in Korean

Some English words have had their meanings changed over the course of their assimilation into the Korean language. Don't be surprised if your male co-worker says he prefers boxer—style **sa-gag-paen-tee** to briefs.

into the Korean language. Don't be surprised

Training: **Choo-ree-ning** does not mean

when you hear familiar English words used with training. Instead, it refers to the gym pants different meanings.

that you wear when you train.

Panties: **Paen-tee** does not only refer to

Villa: **Beel-la** is not a house in the countryside, women's underwear; it also refers to men's but a condominium or apartment complex. underwear. Do not get the wrong idea if

Speak in a steady rhythm

At times, English sentences can sound like a waltz, a minuet, a serenade or sometimes even like a jazz piece. This is all because speakers of English can vary the rhythm of the words within a sentence. Although Koreans may raise or lower the tone of their **moksori** (*mok-so-ree*; voices), the best rhythm of Korean speech is a steady one, almost like a march. It might even help if you clap your hands at a steady beat and pronounce each syllable as you clap.

Remember, if you feel the **piryo** (*pee-ryo*; need) to vary the rhythm of a Korean sentence, resist.

Basic phrases

Table 1-3 provides some basic phrases that you can begin practicing now so that even if you don't sound fluent, you can show that you're trying.

Table 1-3

Basic Korean Phrases

Korean

Pronunciation

Translation

cheoncheonhi

chun-chun-hee

Speak slowly please.

malhaejusaeyo

mal-hae-joo-sae-yo

[some word] eui tteutsi

[some word] eui tteut-shee What does [some word]

hangugeoro/yeongeoro

han-goo-guh-ro/ young—

mean in Korean/English?

mwoyaeyo?

uh-ro mwo-yae-yo?

[some word] eul

[some word] rul ba-reum—

Please pronounce [some

bareumhae jusaeyo

hae-joo-sae-yo

word].

Chapter 1: Getting Down the Basics

19

Korean

Pronunciation

Translation

gomawoyo

go-ma-wuh-yo

Thank you.

anieyo

a-ni-yae-yo

No, or No thank you.

gwaenchanayo

gwenchan-a-yo

It's all right.

joayo

jo-a-yo

Good, I agree.

byeolmalsseumeseyo

byeolmal-sseum-e-se-yo

Don't mention it.

silyaehaeyo

shil-lae-hae-yo

Excuse me.

mianhaeyo

mee-an-hae-yo

Sorry.

Talkin' the Talk

Jessica and Jewu are friends. Jessica has learned some Korean and surprises Jewu.

Jessica: jaeussi

annyeonghaseyo

jae-woo-sshi an-nyoung-ha-sae-yo?

Jae-Woo, are you doing well? [literal translation: Are you in peace?]

Jewu:

ye. geureondae jaessikassi hangugeo gongbuhaeyo?

ye. geu-ruhn-dae jae-ssi-ka sshi han-goo-guh gong-boo-hae-yo?

Yes. By the way, Jessica, are you studying Korean?

Jessica:

**ye. jinanjuae babodeuleulwihan hangukeochaekkeul
saseo bwaseoyo.**

*ye. jee-nan-joo-ae ba-bo-deuleul-wee-han han-goo-
guh chaeg-eul sa-suh bwa-ssuh-yo.*

Yes. Last week, I bought *Korean For Dummies*, then
started reading it.

Jewu:

jeongmaryo? bareumi cham jeonghwakhaneyo.

jeongmal-yo? ba-reum-ee cham-jung-hwak-ha-nae-yo.

Really? Your pronunciation is very accurate.

Part I: Getting Started

20

Jessica:

anieyo. ajik mani bujokhaeyo. jaeussi, “eoryeowoyo”

reul hangugmallo eotteoke bareumhaeyo?

a-nee-ae-yo. a-jeek man-ee boo-jok-hae-yo. jaeu sshi,

“uh-ryuh-wo-yo”-reul han-gug-mal-lo uh-ttuh-kae

ba-reum-hae-yo?

Not really. I’m still far from fluent. Jae-Woo, how do you pronounce *difficult* in Korean?

Jewu:

Eoryeowoyo. “Eoryeowoyo”ga eoryeowoyo? (Uh-

ryuh-wo-yo. “Uh-ryuh-wo-yo”-ga Uh-ryuh-wo-yo?)

Difficult. Is “difficult” difficult to pronounce?

Jessica:

ye, jaeussi gomawoyo.

ye, jae-woo sshi go-ma-wo-yo.

Yes. Thank you, Jae-Woo.

Words to Know

beoseu (buh-sseu)

Bus

haembeogeo (ham-buh-guh)

Hamburger

hompeiji (hom-pae-ee-jee)

Home

page

imeil (ee-mae-il)

E-mail

intenet (in-tuh-net)

Internet

kamera (ka-me-ra)

Camera

keopi (kuh-pee)

Coffee

keumpeuteo ma-u-seu (kum-peu-tuh

Computer

ma-oo-sseu)

mouse

neetai (nek-ta-ee)

Necktie

radio (ra-dee-o)

Radio

syechoeu (syuh-cheu)

Shirt

tel-le-bijyeon (te-rae-bee-juhn)

Television

Chapter 1: Getting Down the Basics

21

Saying It with Body Language

If actions speak louder than words, when in the company of Koreans, *respect* is the word that all your body should be saying. Although the repertoire of Korean has expanded to handshakes and sometimes even hugs, aside from bows, it is up to the person of seniority who initiates all of these activities.

Juniors are to keep their hands at their sides and listen attentively, unless their seniors initiate a hug or a handshake.

Amongst peers, Koreans will use a wide range of body language. Most body language will translate without any problems, but you should be careful about a few gestures. Before you try these gestures yourself, first try to observe the native Koreans around you and maybe even ask them to explain why they are doing what they are doing. Once you get a sense of what's going on try them yourself. Doing so will pleasantly surprise the people around you.

Beckoning

When Koreans beckon their peers or friends they will use an arm and make a scooping motion in the direction that they want the listener to go. When Koreans signal or beckon their superiors they will use both arms and at times it will seem as though they're trying to signal a fighter jet on a runway.

One thing you will most likely never see, and should avoid is beckoning anyone using a single finger. It is insulting and rude. Apologize immediately if you catch yourself doing so.

Bowing

There are two kinds of bows done in Korean culture:

An informal bow, in which you tilt your head slightly

A more formal bow, in which you bow with the upper half of your body

The informal bow is used when greeting a co-worker or an acquaintance. To your boss or anyone else you meet in a formal setting (or when addressing someone older than you, whom you respect), make sure you use the formal bow. And for your close friends, you can wave your hands, do an informal bow, or whatever else strikes your fancy like a high five, or even air guitar but expect to get some strange glances.

Part I: Getting Started

22

If you've taken taekwon-do, you were taught to look at the other person's feet, but there's no need to do this in social settings. In fact, it might be preferable to look a foot or two in front of your feet.

Nodding

When listening to a senior you will see Koreans put their hands to their side, tilt their body a bit forward and listen attentively while nodding slightly and saying **ye** (*ye*; yes) at appropriate intervals. The more frozen the listener seems, the more important the speaker is to the listener.

But even amongst friends you will see Koreans sometimes nod and say

geuraeyo (*geu-rae-yo*; Is that so?) or **jeongmal** (*jungmal*; really?) to show that they are paying attention to the speaker.

Shaking hands

As I had told you in the introduction, it is up to the senior to initiate a handshake. The grip of the handshake should be like any handshake anybody

from America should be used to, only if you are shaking hands with a senior or in a formal setting, put your left hand below your right elbow as if you were supporting your right arm. However, there is a gender difference when it comes to shaking hands. Generally speaking, Korean women do not shake hands that much, unless at a business setting. Even at that time, Korean women do not use two hands the way it's described here. However, there are always exceptions.

Chapter 1: Getting Down the Basics

23

Fun & Games

Fill in the blanks with equivalent Korean words:

1. Bicycle

2. Bed

3. Greetings

4. Shaking hands

5. Body

6. Danger

7. Friend

8. Over there

9. Toothbrush

10. Bread

Part I: Getting Started

24

06_037188-ch02.qxp 6/24/08 11:06 PM Page 25

Chapter 2

The Nitty-Gritty: Basic Korean

Grammar and Numbers

In This Chapter

Understanding the parts of speech

Knowing how to ask questions

Figuring out numbers

For most of us mere mortals, grammar is intimidating. And when faced with learning a new language, grammar can be a major turn-off. But the truth is, if you can read this textbook, you already know a lot of grammar even though you might not know exactly what rules you are using. You simply know what “feels” right.

In this chapter, I go over some simple tips and tricks on combining the ingredients of a sentence using the same parts that make up an English sentence, such as nouns, verbs, adjectives, and adverbs. Then I take concrete examples from everyday speech and eventually ease you into composing similar Korean sentences.

So be patient. Read over the text, go over the dialogues, and listen to the accompanying CD. By the end of the chapter, you should be able to string together and read a number of sentences. In no time, you’ll be able to understand others and express yourself with style.

Speaking Politely

Formal English is coming to a slow demise. The few times that we ever hear or use it is in situations that we’d rather avoid, such as during job

interviews, public speeches, and in conversations with police officers and judges. On the other hand, formal Korean is very much alive and well. In fact, there are four degrees of conversational politeness in Korean, formal polite, informal polite, intimate, and plain.

Part 1: Getting Started

26

Perhaps the number of polite forms that Korean has shows just how much emphasis Koreans place on showing the proper levels of respect to the listener or someone being talked about. But, showing too much respect is just as awkward as showing too little respect. And if one hopes to say they have mastered Korean, it is necessary to master the polite forms of the Korean language.

The good news is that you don't need to have a full understanding of all the different polite forms of Korean to carry on daily conversations. Informal polite form of speech is all that you need for daily conversations when you are just starting to learn Korean. As you become more fluent in the Korean language, you can worry about the other forms of politeness. However, for those of you who are more interested in grammar, in Korean, you set the degree of politeness that you use by changing the ending of the verb or adjective that comes at the end of the sentence. For those of you who are curious about when to use different degrees of politeness in Korean, Table 2-1 will provide general guidelines.

Table 2-1

Speech Styles

Form

Used With

Formal Polite

Someone much older than you, your teacher, your boss, customers of your business, your in-laws, a judge, and sometimes

your parents. Basically people who have seniority over you, and to whom you want to show respect.

Informal Polite

Your colleague, an acquaintance, church minister, shop keeper, people you do not know (e.g., people you meet on the street, bus, train, and park). Basically everyone who does not have seniority over you, but you want to show some respect to.

Intimate

Your close friends, your sibling, your children, your student.

Basically anyone really close to you.

Plain

In newspaper or magazine articles. Usually to an unknown audience.

In this book, I will stick with informal polite form of the Korean language. It is formal enough so that you never sound rude, and it is informal enough so that it can be used in a variety of situations. However, in incidences where formal polite form is necessary, I will tell you both formal polite and informal polite forms of Korean. When you say **jeoneun hangungmareul baewoyo** (*juh-neun han-goong-ma-reul bae-wo-yo*; I am learning Korean) you are using the informal polite form. This form is more than enough for everyday conversations.

06_037188-ch02.qxp 6/24/08 11:06 PM Page 27

Chapter 2: The Nitty-Gritty: Basic Korean Grammar and Numbers

I recommend starting off with the informal polite form, then eventually moving on to other degrees of politeness of speech as you become more fluent in Korean language.

Knowing the Basic Parts of Speech

English sentences are mostly made of nouns, verbs, adjectives, and adverbs.

Korean sentences are also mostly made up of these same parts. There are no outlandish grammatical terms that you have to learn or master in order to learn Korean. However, the order of the sentence in Korean is different from English sentences. The basic word order in English is subject-verb-object, whereas the basic word order for Korean is subject-object-verb. Please see examples of different grammatical orders in two languages below: English: I love you.

Korean: **naneun dangsineul saranghaeyo** (*na-neun dang-shin-enl saranghae-yo*; I love you). Literal translation: I you love.

English: I eat Kimchee.

Korean: **jeoneun gimchireul meogeoyo** (*juh-neun gim-chee-reul muh-guh-yo*; I eat Kimchee). Literal translation: I Kimchee eat.

English: I study Korean.

Korean: **jeoneun hangugeoreul gongbuhaeyo** (*juh-neun han-goo-guh-reul gong-boo-hae-yo*; I study Korean). Literal translation: I Korean study.

Here are a few other cool things to know about the Korean language:

There is no need to distinguish between singular and plural nouns. For example, in Korean, a person and people are both called **saram** (*sa-ram*; person, people).

There is no such a thing as subject-verb agreement (e.g., I am, It is, They are).

You don't have to change word order to ask a question. In Korean you would ask, "This is a cat?" instead of "Is this a cat?" Asking a question is indicated by raising the intonation at the end of the sentence.

Changing the tense of a verb follows a highly consistent pattern.

You don't have to worry about memorizing the genders of the nouns.

There are no masculine or feminine way of speech in Korean as in other languages such as Spanish, German, or French.

These points should help you on your path to learning Korean. Soon, you'll amaze your Korean friends with your new Korean language skills.

Part 1: Getting Started

28

Easy grammar, hard language?

You may now ask, “If Korean grammar is so behind nouns in Korean. In addition, depending easy, why is it considered such a difficult language—on the degree of respect you want to show to language?” Well, that’s a good question. The the subject of the conversation, these particles reason is most likely due to the many polite can change. These particles, however, are not forms of the Korean language and because of as bad as you may think; I provide concrete particle words like at, to, and from that are written—examples in the “Particles” section, later in this ten as separate words in English are attached chapter.

Nouns

Korean, like English, has several types of nouns:

Proper nouns for specific people, places, and things. For example,

hanguk (*han-goog*; Korea), **hangugeo** (*han-goo-guh*; Korean language), **Socrates** (*so-keu-ra-te-seu*; Socrates), and **Seoul** (*Suh-ool*; Seoul).

Common nouns for common things. For example, **jadongcha** (*ja-dong-cha*; car), **jip** (*jeeb*; house), **saram** (*sa-ram*; person, people), **gil** (*geel*; road).

Abstract nouns for things like **ideology** (*Ee-de-ol-lo-jee*; ideology), and **jeongui** (*jung-ee*; justice).

Mass nouns for non-discrete thing such as **mul** (*mool*; water), **sul** (*sool*; alcoholic beverages) and **bul** (*bool*; fire).

Some of your Korean friends might tell you that there are politer ways to refer to common nouns. See examples below:

Food: **jinji** (*jin-ji*) instead of **bap** (*bap*) Name: **seongham** (*sung-ham*) or **jonham** (*jon-ham*) instead of **ireum** (*ee-reum*)

Home: **daek** (*daek*) instead of **jip** (*jeeb*)

You can use the politer form of common nouns to people that you want to show respect. However, most of the time, you can get by without them. If there is a situation in which you should use the honorific form of the noun, I will make sure to bring it to your attention.

06_037188-ch02.qxp 6/24/08 11:06 PM Page 29

Chapter 2: The Nitty-Gritty: Basic Korean Grammar and Numbers

Pronouns take the place of nouns to reduce repetition in a sentence and are indispensable when asking questions. Here are a few examples of interrogative pronouns, demonstrative pronouns, and personal pronouns along with a few pointers.

Interrogative pronouns

Question words such as **nugu** (*noo-goo*; who), **mwo** (*muh*; what), **eoneu** (*uh-neu*; which), **otteon** (*uh-ttun*; what kind of), **eonje** (*un-jae*; when), and **odi** (*uh-dee*; where)

Demonstrative pronouns

In English, the difference between this and that, and here and there has to do with the relative location of a thing to the speaker. *This* is closer to the speaker than *that*, and *here* is closer than *there*. In Korean, the word for *here* is **yeogi** (*yuh-gee*), but for the word *there*, there are two options depending on whether or not the place is closer to the listener. If the place is closer to the listener, but far away from the speaker, then it is **geogi** (*guh-gee*; there), if it is far from both the speaker and the listener then it is **jeogi** (*juh-gee*; there).

Personal pronouns

Korean also has several personal pronouns, but they are used less extensively. This is especially true with the case of the pronoun *You*. It sounds more natural and more polite if you call someone by their name as opposed to addressing them using a personal pronoun. If you don't know the person's name, try using **jeogiyo** (*juh-gee-yo*; hey there).

I: **jeo** (*juh*; humble form of I, used with people you want to show respect to), **na** (*nah*; form of I used when talking with close friends and younger family members).

You: **seonsaeng** (*sun-saeng*; sir), **eoreusin** (*uh-reu-shin*; when referring to elderly), **jane**(*ja-nae*; to address younger people), **geudae** (*geu-dae*; to address your girlfriend/boyfriend/spouse), **yeoreobun** (*yuh-ruh-boon*; to address groups of people), **neo** (*nuh*; used in informal settings amongst peers).

Part 1: Getting Started

30

i (*ee*; this), **geu** (*geu*; that near the listener), and **jeo** (*juh*; that over there) are added before various nouns such as person and things to make them pronouns.

He: **i namja** (*ee-nam-ja*; this man), **geu namja** (*geu-nam-ja*; that man near the listener), **ju namja** (*juh-nam-ja*; that man over there) She: **i yeoja** (*ee-yeo-ja*; this woman), **geu yeoja** (*geu-yeo-ja*; that woman near the listener), **jeo yeoja** (*juh-yeo-ja*; that woman over there) However, using the **namja** (*nam-ja*; man/men) and **yeoja** (*yeo-ja*; woman/

women) to refer to someone, isn't that polite. Instead use **bun** (*boon*; no English translation. It is used when referring to a person you want to show respect to. Used for both genders.) to get **i bun** (*ee-boon*; this person), **geu bun** (*geu-boon*; that person near the listener) and **jeo bun** (*juh-boon*; that person over there) when you're referring to: a stranger, a person with seniority over you or when you are in a formal setting. Use **i saram** (*ee-sa-ram*; this person), **geu saram** (*geu-sa-ram*; that person near the listener) and **jeo saram** (*juh-sa-ram*; that person over there) when you are using informal polite Korean.

It: Use **geot** (*guht*; thing) or its contraction **geo** (*guh*; things). These are interchangeable. You can just pick one way and stick to it. Add **i** (*ee*; this), **geu** (*geu*; that), and **jeo** (*guh*; that) to get **i geot** (*ee-guht*; this thing), **geu geot** (*geu-guht*; that thing near the listener), **jeo geot** (*juh-guht*; that thing over there), or **i geo** (*ee-guh*; this thing), **geu geo** (*geu-guh*; that thing near the listener), **jeo geo** (*juh-guh*; that thing over there).

We: **uri** (*oo-ree*; we/us) used in casual conversation, **jeohui** (*juh-hee*; we/us) used when speaking in front of an authority figure or a crowd.

Them: **i deul** (*ee-deul*; these people), **geu deul** (*geu-deul*; those people near the listener), **jeo deul** (*juh-deul*; those people over there) when speaking of other people casually, **i bundeul** (*ee-boon-deul*; these people), **geu bundeul** (*geu-boon-deul*; those people) and **jeobundeul** (*juh-boon-deul*; those people) when speaking of people that you are trying to show respect for.

Depending on context, the sentence **geogi saram isseoyo** (*guh-gee sa-ram-ee-ssuh-yo*) can mean “there are people there.” or “there is a person there.” And, in most cases, you don’t have to explicitly indicate that there is more than one. But if you want to, just add **deul** (*deul*; it’s like adding ‘s’ at the end of a word to make things plural in English) behind a pronoun or even a noun to show there are more than one. For example, the word for this respected person is **i bun** (*ee-boon*), and these respected people is **i bundeul** (*ee-boon-deul*). Isn’t this easy?

06_037188-ch02.qxp 6/24/08 11:06 PM Page 31

Chapter 2: The Nitty-Gritty: Basic Korean Grammar and Numbers

31

Yours, mine, and (not necessarily) ours

In Korean, you might notice that people tend to

jib (nae-jeeb; my house), or **ne dongne** (nae—

use the word **uri** (woo-ri; we/us) and **jeohui**

dong-nae; my neighborhood).

(juh-hee; we/us when speaking to person with

This is also true when speaking of shared rela—

seniority over you), a lot more when talking

tionships. If you are a part of company, it is **uri**

about things they own, especially if they are **hoesa** (oo-ree-hwae-sa; our company). Koreans talking about a thing that they use communally will further say that their child is “**uri ai** (oo-ree— with other people, such as family members or a-ee; our child),” and yes, they even use the co-workers. Hence they refer to company prop— term, **uri nampyun** (oo-ree-nampyun; our hus— erty and homes as **uri jib** (oo-ree-jeeb; our band), and **uri jibsaram** (oo-ree-jeeb-sa-ram; house), **juhui mitingnum** (juh-hee-meeting-room; our wife) when referring to their own spouses. our meeting room), and **uri dongne** (oo-ree— Just because a Korean uses the word **uri** (uri; dong-nae; our neighborhood), as opposed to **ne** our), don’t get any wrong ideas.

Possessive pronouns

Whose is whose is about as important as what is what, and if you want to make the fact that this book, chair, or table belongs to you, add a **ui** (~ui; ~’s) after any pronoun or noun. For example ; **i geoseun jeoui chaegieyo** (ee-geoseun juh-ae chaeg-ee-ae-yo; this is my book). Just like in English,

the person that owns is placed to the left of the thing that is owned. The formula would be as follows: possessor + possessed.

However, Koreans will rather often omit the **ui** (~*ui*; ~'s) in everyday conversation. For example, Koreans will often use **uri hoesa** (*oo-ree-hwae-sa*; our company), **uri giji** (*oo-ree gee-jee*; our base camp) and **jon eomma** (*jon-um-ma*; John's mom) and omit the **ui**. Although **ui** maybe omitted in everyday conversations, it is important to know that **ui** reflects possession.

Verbs

In English, verbs conjugate according to person and number. In Korean, this doesn't happen. Verbs such as "to be" and "to have" are the same for him

[e.g., Tom] or her [e.g., Jane] and you and me.

This doesn't mean that verbs in Korean are a one size fits all kind of deal. Not only do verbs indicate whether or not you are speaking about the past, present, and show intent of future action, but they also show the level of respect that you hold for the subject in your sentence. Hence, if you want to effectively insult your enemy, or impress your in-laws, you must understand how to use verbs.

Part 1: Getting Started

32

Knowing the basic verb forms

The verbs of a sentence are conjugated using the stems of the dictionary and informal polite form.

Dictionary form: The dictionary form of the verb is what you use to look up a verb in the dictionary. Alone, they behave like English infinitives such as to see, to go. All the dictionary forms of verbs end in **da** (*da*; no English translation). Few examples are **boda** (*bo-da*; to see), **mannada** (*man-na-da*; to meet), and **itda** (*it-da*; to have).

Verb stem: The verb stem is simply the dictionary form minus the **da** at the end. The verb stem is never used by itself. The stems of the words used in the example above are: **bo** (*bo*; to see), **man** (*man*; to meet), and **it** (*it*; to have).

Informal polite form: The important thing to remember with informal polite form of the Korean language is that the sentence ends with **yo** (*yo*; no English translation). I.e., the Informal polite form of the verb always ends in a **yo**. For example, **bwayo** (*bwa-yo*; see), **mannayo** (*man-na-yo*; meet) and **iseoyo** (*ee-ssuh-yo*; have). **Yo** at the end of the sentence shows that you respect the person you are speaking to.

For example: **jeoneun chingureul mannayo** (*juh-neun chin-goo-reul mannayo*; I am meeting a friend).

When I introduce a new verb, I will present it in both the dictionary form and informal polite form. Just remember that the dictionary form ends with “**da**”

while the informal polite form ends with “**yo**”.

Conjugating verbs

The key to conjugating verbs lies in the final syllable of the stem. And in almost all regular conjugations, conjugating the verb depends on one of two things.

Whether or not the stem ends in a vowel or a consonant

Whether or not the last syllable contains one of the following two vowels, *a* and *o*, which are called *bright vowels* by many linguists. For example, the stems **meok** (*muk*; eat), **nol** (*nol*; play) and **it** (*it*; have), end in **eo**, **o**, and **i** vowels.

Some of you might find it odd that I am going to show you how to conjugate the dictionary form of the word to the informal polite form, especially when I am going to present the two forms anyway. But I am going to do this because learning how to conjugate the informal polite form from the dictionary form will make it easier to understand and memorize many of the irregular verbs.

06_037188-ch02.qxp 6/24/08 11:06 PM Page 33

Chapter 2: The Nitty-Gritty: Basic Korean Grammar and Numbers

33

1. First, take the dictionary form Stem and check whether or not the last vowel is an **a**, or **o**.

2. Next, if it is one of these two vowels, add a **ayo** (*a-yo*; no English translation) to the verb stem. If it isn't, add **eyo** (*uh-yo*; no English translation).

For example, from the dictionary forms **alda** (*al-da*; to know), **batda** (*bat-da*; to receive), **eopda** (*uhp-da*; to not have) and **itda** (*it-da*; to have) their stems are **al**, **bat**, **eop** and **it**. The last vowel of the stems are **a**, **a**, **eo** and **i** respectively.

Hence, the informal polite forms are **alayo** (*al-a-yo*; to know), **batayo** (*bat-a-yo*; to receive), **eopseoyo** (*eop-ssuh-yo*; to not have) and **itseoyo** (*ee-ssuh-yo*; to have). Table 2-2 gives you some examples.

Table 2-2

Conjugating Dictionary Forms of Verbs

Korean

Pronunciation

English

boda (dictionary)

bo-da

to see

bo (verb stem)

bo

to see

bwayo (informal polite)

bwa-yo

to see

doeda (dictionary)

dwae-da

to become

doe (verb stem)

dwae

to become

doeyo (informal polite)

dwae-yo

to become

hada (dictionary form)

ha-da

to do

ha (verb stem)

ha

to do

haeyo (informal polite)

hae-yo

to do

itda (dictionary)

it-da

have or to

it (verb stem)

it

be at some

iseoyo (Informal polite)

ee-ssuh-yo

location

juda (dictionary)

joo-da

to give

ju (verb stem)

joo

to give

jwoyo (informal polite)

jwo-yo

to give

Getting tense (past, present, and future)

Using verbs to modify nouns in English is a complicated ordeal. You need to pay attention to tense and agreement. In Korean, the only thing that you have to worry about is tense.

Part 1: Getting Started

34

In Korean, when it comes to tenses, all you really need is to know how to say things in the past and the present tense. Hence, you can say **oneul seoure dochakhaeyo** (*o-neul suh-oo-rae do-chak-hae-yo*; I'm arriving at Seoul today), and **naeil seoure dochakhaeyo** (*nae-il suh-oo-rae do-chak-hae-yo*; I'll be arriving at Seoul tomorrow) without having to worry about conjugating the verb.

Future tense is usually used when you are unsure of what will happen, or want to explicitly show intention.

Future: jeoneun naeil mannal salami iseoyo (*juh-neun nae-il man-nal ra-ram-ee ee-ssuh-yo*; There is someone I will meet tomorrow).

Present: jeoneun jigeum mannaneun salami iseoyo (*juh-neun jee-geum man-na-neun sa-ram-ee ee-ssuh-yo*; There is someone I am meeting now).

Past: jeoneun eoje mannan salami iseoyo (*juh-neun uh-jae man-nan saram-ee ee-ssuh-yo*; There is someone I met yesterday).

Changing a verb to a noun modifier is easy. You take the stem of the

dictionary form, check for whether the final syllable ends in a consonant or a vowel, then add the following markers or particles. Even when the verb modifying the noun is a part of a more complicated phrase, place it immediately to the left of the noun it modifies. For verbs whose action will and is going to happen: add a **l** for dictionary stems that end in vowels and **eul** for dictionary stems that end in consonants.

chareul tal saram iseoyo? (*chareul tal-sa-ram ee-ssuh-yo?*; Is someone going to ride the car?) For example: **gachi georeul saram iseoyo?** (*ga-chee guh-reul sa-ram ee-ssuh-yo?*; Is anyone going to walk with you?) For

verbs whose actions are happening and are ongoing: Add **neun** to the dictionary stem regardless of what it ends in.

For example: **ganeun saram iseoyo?** (*ga-neun sa-ram ee-ssuh-yo?*; Is anybody leaving?) For example: **gachi geonneun saram iseoyo?** (*ga-chee geun-neun sa-ra ee-ssuh-yo?*; Is someone walking with you?) For verbs whose actions have happened or took place : add a **n** to a verb stem whose final syllable ends in a vowel and **eon** for dictionary stems with consonant endings.

For example: **i yeonghwa bon saram iseoyo?** (*ee young-hwa bon sa-ram ee-ssuh-yo?*; Has anyone seen this film?) For example: **noriteoeseo nold-eon saramiseoyo?** (*noree-tuh-ae-suh nol-deun-sa-ram ee-ssuh-yo?* ; Was anyone playing at the playground?) Making Korean verbs with English verbs and adjectives

Many Koreans will add **haeyo** (~ *hae-yo*; it is~) onto an English verb or adjective and use it as if it were a Korean word. Look at the following sentences.

06_037188-ch02.qxp 6/24/08 11:06 PM Page 35

Chapter 2: The Nitty-Gritty: Basic Korean Grammar and Numbers

35

Oh~ dress-**ga** elegant-**haeyo**. (Oh the dress is elegant)

[Some situation in a Korean soap opera]-**ga** dramatic-**haeyo**. [Oh, (the situation in the drama) is dramatic]

Plato-**ga** Memorial gym-**esu** work-out-**haeyo**. (Plato works out at Memorial Gym)

Jeo-**neun** swimming pool-**esu**, warm-up-**haeyo** (I warm up in the swimming pool.)

In fact you can use English verbs and adjectives to make Korean ones. If you put **haeyo** after an English verb or adjective and incorporate it into a

Korean sentence, you can speak a grammatically correct sentence that one of your Korean friends will most likely understand. So if you say something like, John-i television-**eul** living-room-**esu** watch-**haeyo**, or This meatloaf-**ga** rock-hard-haeyo, your Korean friends will be able to respond accordingly. Try practicing using particles, adjective, and verbs in this manner, and you'll be speaking Korean in no time.

Talkin' the Talk

Jason and Alice are friends. Jason is asking Alice if she'll go to the movies with him.

Jason:

aelliseussi, gachi yeonghwa bol saram iseoyo?

al-li-sseu-sshi, ga-chi young-hwa bol sa-ram ee-ssuh-yo?

Alice, do you have someone to watch movies with?

Alice:

aniyo jeiseunssi gachi bolsarami eopseoyo

a-ni-yo, jei-son-sshi. ga-chi bol sa-ram-ee uhp-ssuh-yo

No, Jason. I don't have someone to watch movies with.

Jason:

geureom jeorang gachi bosillaeyo

geu-rum, juh-rang ga-chi bo-shil-lae-yo?

Then, would you like to watch a movie with me?

Alice: jeongmaryo?

geureom

jochyo

jungmal-yo? geu-rum jo-cho

Really? I'd like that.

Jason:

geureom naeil 12sie yeonghwagwan apeseo

mannayo

geu-rum, nae-il 12shi-ae young-hwa-gwan a-pae-suh

man-na-yo

Then, let's meet in front of the movie theater at

12 noon.

06_037188-ch02.qxp 6/24/08 11:06 PM Page 36

Part 1: Getting Started

36

Alice:

gomawoyo jeiseunssi, naeil bwayo

go-ma-wo-yo, jei-son-sshi. nae-il-bwa-yo.

Thank you, Jason. See you tomorrow.

Words to Know

ap

ap

Front

eoje

uh-jae

Yesterday

gachi ga-chi

Together

jigeum

jee-geum

Now

maeil

mae-il

Everyday

naeil

nae-il

Tomorrow

pyo

pyo

Ticket

saram

sa-ram

Person/people

yeonghwa

young-hwa

Movies

yeonghwagwan

young-hwa-gwan

Movie theater

Adjectives

In English, adjectives can come before a noun and function as the “good” in

“good wine,” or they can function as the “is good” in “the wine is good.” Here in this section, let’s go over how to use adjectives as descriptive verbs and as noun modifiers.

Using adjectives like verbs

Korean adjectives have a dictionary form and conjugate just like verbs. Using adjectives in Korean may be strange at first because Korean adjectives mimic much of the behavior of verbs.

06_037188-ch02.qxp 6/24/08 11:06 PM Page 37

Chapter 2: The Nitty-Gritty: Basic Korean Grammar and Numbers

37

aiga eoryeoyo (*a-ee-ga uh-ryuh-yo*; child is young)

jeoneun bappayo (*juh-neun ba-ppa-yo*; I’m busy)

doni manayo (*do-nee ma-na-yo*; there is lots of money)

hwajangpumi bissayo (*hwajang-poom-ee bee-ssa-yo*; make up is expensive)

Notice that there are only two Korean words in each sentence: the subject and the adjective.

There is no linking verb such as *is* or *was*. To use an adjective all you need is the subject, and the conjugated form of the adjective placed at the end of the sentence. If you want to say “the apple is red,” in Korean, all you have to say is **sagwaga ppalgaeyo** (*sa-gwa-ga ppalgae-yo*) “apple red.”

Suffixes

Enhancing verbs and adjectives with suffixes is a lot like changing tenses because all you are doing is adding an additional suffix to an informal polite or dictionary stem. And, if you learn how to enhance verbs by using

suffixes, you can use the same suffixes to a wide range of adjectives and verbs. Hence, your range of expression increases extremely quickly.

In Table 2-2, I use English nouns (refer to “Making Korean verbs with English verbs and adjectives,” earlier in this chapter) so you focus more on how the suffixes are used. Also, I write the endings of the suffixes in dictionary form so you can conjugate to whichever tense or form of politeness you need. And for suffixes that require minor changes according to whether the stem ends in a consonant or in a vowel, I first write the form of the suffix that comes after a consonant and then the one that comes after a vowel.

One final thing to remember is that you can “stack” suffixes. For example, you can add the suffix **eul geosida** (*eul-guh-shi-da*)/**reul geosida** (*reul-guh-shi-da*)

“to probably be” and **eul suitda** (*eul-soo-it-da*)/**reul suitda** (*reul-soo-it-da*)

“can” on the verb “eat” to get **meogeulsu isseul geosida** (*muh-geul-boo-ee-sseul-guh-shi-da*) “can probably eat.” So if you think that someone is using more than one suffix, you are most likely right.

Adverbs

You don’t need to worry about conjugating adverbs or worry about tinkering around with stems. Adverbs don’t conjugate.

Part 1: Getting Started

38

There are largely two types of adverbs in Korean. The first is the type of adverbs that are meant to modify the sentence as a whole such as *accordingly*, *also*, *besides*, *however*, and *hence*. These adverbs are placed at the beginning of a sentence or phrase. The other type of adverbs are those that modify the adjectives, verbs, and other adverbs of a sentence or phrase.

A few examples are *very*, *less*, *more*, *sometimes*, and *often*. Although some of these adverbs can be placed almost anywhere within a sentence or a phrase, the safest way to use adverbs is to place them immediately to the left of the word they modify.

Two adverbs that are important are **mot** (*mot*; can't) and **an** (*an*; won't). **mot** and **an** implies that the subject of the sentence, usually the speaker, cannot do or be something. Both **mot** and **an** are placed to the immediate left of the verb or adjective they modify, and neither of them can be used to modify other adverbs.

mot, can only be used with verbs and implies that the speaker cannot do something.

For example: **jeoneun gimchireul mot meogeoyo** (*juh-neun gim-chi-reul mot muh-guh-yo*; I can't eat Kimchee). **gimchi alleojiga iseoyo** (*gim-chi al-luh-ji-ga it-ssuh-yo*; I have Kimchee allergies).

an, when used with a verb, means that you choose not to do something.

For example: **adamssineun gogireul an meogeoyo** (*a-dam-sshi-neun go-gee-reul an-muh-guh-yo*; Adam won't eat meat), **chaesikjuuijaeyo** (*chae-shik joo-ui-ja-ae-yo*; He's a vegetarian).

an, can also be used with adjectives to mean that the thing spoken about does not have the quality of the adjective.

For example: **gimchiga an maewoyo** (*gim-chi-ga an mae-wo-yo*; The Kimchee isn't spicy).

Particles

In Korean, the basic word order is subject-object-verb (refer to “Knowing the Basic Parts of Speech,” earlier in this chapter), but in most cases, even object-subject-verb is fine so long as the verb stays at the end of the sentence. If we were to say, Eric drinks juice, in Korean we could say Eric juice drinks, or juice Eric drinks. But you can immediately see a problem: How do you know what is being drunk and who is doing the drinking?

06_037188-ch02.qxp 6/24/08 11:06 PM Page 39

Chapter 2: The Nitty-Gritty: Basic Korean Grammar and Numbers

39

Dropping understood words

In spoken English, people drop words from

manna seo bangawoyo (man-na-suh ban—

their sentences all the time. They will shorten

ga-wo-yo). (I) am glad to meet (you)

“Will you come over to my house today.” to

Led Zeppelinuen? (Led Zeppeli-neun?)

“Come over.” “Are you leaving the office?” to

(What about) Led Zeppelin?

“Leaving?”, “Were you also a part of this,
Brutus?” to “Brutus?” We can see that we can
Charlesreul? (Charlesreul?) (Who did what
drop huge parts of a sentence without a break—
to/ What happened to) Charles?

down of communication. Of course, this is only
Saranghaeyo (sa-rang-hae-yo). (I/you/he/
when the speakers can tell what is being said
she/it/they) love/ loves (something or
from the context of the conversation.
someone).

Koreans do the same thing. Only dropping
These examples might make you wonder if
words is a little more frequent in daily conver—
Koreans spend most of their days scratching
sation. Koreans are particularly fond of dropping
their heads trying to figure out what the other
personal pronouns and other words that they
person just said. Although it is fun to imagine,
anticipate their listeners will understand, as in

the truth is this happens less often than you

these examples:

would expect, but if it ever does, Koreans are quick to ask what they just missed, so don't be ashamed to ask questions.

Korean gets around this problem by adding particles at the end of each noun that marks or indicates what role a word plays within the sentence. Here, the particle for the performer of the action is **-ga**, the subject marker, and the particle for the action receiver is **-reul**, the object marker. Hence, we can see that both of the following sentences mean Eric drinks juice: Eric-**ga** juice-**reul** drink-**haeyo**

juice-**reul** Eric-**ga** drink-**haeyo**

Sentence particles

Sentence particles are difficult to translate consistently into English because they mark what role a word plays within a sentence as opposed to having an explicit meaning. And hence, a single particle can be translated in more than one way given a different context. For example, the particle **-eseo** specifies when or where a verb takes place, hence, "Eric drinks juice at the market,"

"Oh, the dress is elegant," and "I warm up in the swimming pool" are translated as "Eric-**ga** juice-**reul** market-**eseo** drink-**haeyo**," "Oh~ dress-**ga** elegant-**haeyo**," and "**juneun** swimming pool-**eseo**, warm-up-**haeyo**."

Part 1: Getting Started

40

Common particles

Common particles include **i/ga** (subject marker), **eun/neun** (subject marker), **eul/reul** (subject marker), **e/esu** (from), **kkaji** (to/until), **euro** (to), **buteo** (from) and **ui** (indicates possession). This list of common particles is by no means comprehensive, but much daily conversation can be made by using these particles alone. The role of particles is largely determined by what kind of sentence the particle is used in.

Asking Questions

To make an informal polite sentence into a question all you have to do is raise the tone of your voice in a rising intonation at the end of the sentence.

Think for a second of how you could turn “Asking a question in Korean is easy,” into a question in English. One way would be by moving the “is” to the beginning of the sentence, which would give you “Is asking a question in Korean easy?” The other would be by raising the tone of your voice at the end of a sentence, like asking “Asking a question in Korean is easy?”

If you were given the statement in informal polite Korean, such as **hangugeoro jilmuneul mandeuneun geosi swiwoyo** (*han-goo-guh-ro jil-moon-eul man-deu-neun guh-shee shee-wo-yo*; Asking a question in Korean is easy) all you have to do is use the same tone of voice as when you would when you say “Asking a question in Korean is easy?”

Talkin’ the Talk

Chris and Jung are waiting for food at a restaurant.

Jung:

chrissineun eoneu nara saram eeaeyo?

chris-sshi-neun uh-neu-na-ra sa-ram-ee-ae-yo?

Where are you from, Chris?

Chris:

ah, jeoneun meeguk saramieaeyo. jangnyeonaе virginiaeseo waseoyo.

oh, juh-neun mee-gook sa-ram-ee-ae-yo. jak-nyun-ae virginia-ae-suh wa-ssuh-yo.

Oh, I'm an American person. I came from Virginia last year.

Jung:

hangukeumsigi anmaewoyo?

han-goog-eum-shi-gee an-mae-wo-yo?

Isn't Korean food too spicy?

06_037188-ch02.qxp 6/24/08 11:06 PM Page 41

Chapter 2: The Nitty-Gritty: Basic Korean Grammar and Numbers

41

Chris:

jogeum maewoyo. hajiman jeoneun hanguk eum-sigeul jungmal joahhaeyo.

*jo-geum mae-wo-yo. ha-jee-man juh-neun han-goog
eum-shi-geul jungmal jo-a-hae-yo.*

It is a little spicy. But I really like Korean food.

Jung:

murihaji maseyo. pirohamyeon mul jom asyeoyo.

*moo-ree-ha-jee-ma-sae-yo. pee-ryo-ha-myun mool-
jom-ma-syuh-yo.*

Take it easy now. Drink some water if you need to.

Words to Know

chaesik juuija

chae-shik-joo-ui-ja

Vegetarian

gogi

goo-gee

Meat

eumsik

eum-shik

Food

jogeum

jo-geum

Little

nara

na-ra

Country

saranghaeyo

sa-rang-hae-yo

I love you

Counting Korean Style

To say you know how to count in Korean, you have to know two distinct

counting systems. One is of Korean origin, native Korean numbers, and the other is of Chinese origin, Sino-Korean numbers. These two systems are used to count different things, and unfortunately what number system you use depends on what you want to count. Let's start off by learning Korean numbers then learn Chinese numbers.

Part 1: Getting Started

42

Native Korean numbers

You can use Korean numbers to count from 1 to 99, and if you ever need to go beyond 99 you can start using Sino-Korean numbers. Although it isn't the best thing to do, some Koreans will even use Sino-Korean numbers for numbers bigger than 20.

Table 2-3 lists Korean numbers.

Table 2-3

Korean Numbers

Number

Korean Name (Pronunciation)

1

hana (ha-na) *han

2

dul (dool) *du

3

set (set) *se

4

net (net) *ne

5

daseot (da-sut)

6

yeoseot (yuh-sut)

7

ilgop (il-gop)

8

yeodeol (yeodeol)

9

ahop (a-hop)

10

yeol (yuhl)

20

seumul (seu-mool) *seumu

30

seoreun (suh-reun)

40

maheun (ma-heun)

50

swin (sween)

60

yesun (ye-soon)

70

ilheun (il-heun)

80

yeodeun (yuh-deun)

90

aheun (a-heun)

06_037188-ch02.qxp 6/24/08 11:06 PM Page 43

Chapter 2: The Nitty-Gritty: Basic Korean Grammar and Numbers

43

Now, say you want to count a number larger than 10 using Korean numbers, let's say you feel like saying the number 22. In Korean you would say **seumul-dul** (*seu-mool-dool*; 22). Essentially, what you are saying is 20, 2, just like you would in English, **seumul** (*seu-mool*; 20) **dul** (*dool*; 2).

Although whether you use Korean numbers, or Sino-Korean numbers

depends largely on what things you are counting, as a general rule of thumb, Korean numbers are used for counting distinct things one by one. For example, the replicates of pushups and kicks you do in a **taekwondo dojangs** (*taekwon-do-do-jang*; Place where you learn Taekwondo), the number of people you meet, and the bottles of beer that you drink are counted using Korean numbers.

You might have noticed that five numbers (See Table 2-3 with *) **hana**, **dul**, **set**, **net** and **seumul** have a second form that I have marled with an asterisk (*). You use this secondary form when you combine these numbers with

counters with which to count things. For example, bottles as **byeong** (*byoung*; used to count bottles), sheets as **jang** (*jang*; used to count paper), people as **myeong** (*myoung*; used to count people) and animals as **mari** (*ma-ree*; used to count animals). Aside from the five numbers that I have written, you can just use the numbers themselves in Table 2-4. Hence, you would say **seumu myeong** (*seu-moo-myoung*) for 20 people and **seumulne byeong** (*seu-mool-nae-byoung*) for 24 bottles.

Sino-Korean numbers

Sino-Korean numbers are used just as often as Korean numbers so you need to know both number systems to say that you can count. Table 2-4 lists the Sino-Korean numbers.

Table 2-4

Sino-Korean Numbers

Number

Korean Name (Pronunciation)

0

yeong (young)

1

il (ill)

2

I (ee)

3

sam (sam)

(continued)

Part 1: Getting Started

44

Table 2-4 (continued)

Number

Korean Name (Pronunciation)

4

sa (sa)

5

o (oo)

6

yuk (yook)

7

chil (chil)

8

pal (pal)

9

gu (goo)

10

sip (ship)

100

baek (baeg)

1000

cheon (chun)

10,000

man (man)

100,000

shimman (ship-man)

1,000,000

baengman (baeg-man)

10,000,000

cheonman (chun-man)

100,000,000

eok (uck)

Although you read Sino-Korean a lot like you would numbers in English, there are two big differences. First, you don't add "one" in front of numbers like one hundred, or one thousand, just say hundred, **baek**, or thousand, **chun**. The next thing is that you have to say explicitly ten, **sip**, after reading the number in the tenth place. Hence, you would say 17 in Sino-Korean numbers as **sipchil** (*ship-chil*) and 29 as **isipgu** (*ee-ship-goo*).

Counters

If you want to say the time, you need to use both the Sino-Korean and the Korean counting systems. The hour, **si** (*shi*), is told by using Korean counters.

And minutes, **bun** (*boon*), are read using Sino-Korean numbers. In Korean 6:45 is read **yeoseotsi sasibobun** (*yuh-suht-shi sa-ship-o-boon*). The counters are added after the numbers themselves.

06_037188-ch02.qxp 6/24/08 11:06 PM Page 45

Chapter 2: The Nitty-Gritty: Basic Korean Grammar and Numbers

45

When numbers are used in sentences, you have to add counters immediately after them. Suppose you wanted to say, “I’m meeting two colleagues.” In Korean, you would say, “I colleagues two people meet,” **jeoneun dongnyo dumyeongeul mannayo** (*juh-neun dongnyo doo-myoun-g-eul man-na-yo*; I’m meeting two colleagues). You have to place who or what you are counting, the number of the things you are counting and finally the counter.

Now, what determines the number system you use? Well . . . the counter, be it plates of food, flocks of geese, and members of a team. Unfortunately Korean has no clear rules for defining which counter is tied with which number system.

Table 2-5 lists some common Korean counters and Table 2-6 gives you some common Sino-Korean counters.

Table 2-5

Counters That Use Korean Numbers

English

Korean

English

Korean

Things

gae (gae)

Bowls

geureut (geureut)

People (informal)

saram (sa-ram)

Animals

mari (ma-ree)

People (formal)

myeong (myoung)

Books

gwun (gwon)

People (honorific)

bun (boon)

Sheets

jang (jang)

Parts

bubun (boo-boon)

Months

dal (dal)

Bottles

byeong (byoung)

The hour

si (shi)

Cup

jan (jan)

Hours

sigan (si-gan)

Plates

jeobsi (juh-p-shi)

Years old

sal (sal)

Table 2-6

Counters That Use Sino-Korean Numbers

English

Korean (Pronunciation)

Korean currency

won (won)

Dollars

dalleo (dal-luh)

Miles

mail (ma-il)

Kilometers

killometeo (kil-lo-me-ter)

(continued)

Part 1: Getting Started

46

Table 2-6 (continued)

English

Korean (Pronunciation)

Minutes

bun (boon)

Days

il (il)

Months

wol (wol)

Years

nyeon (nyeon)

Kilograms

killo (kee-ro)

Pounds

paundeu (pa-oon-deu)

Floors

cheung (cheung)

06_037188-ch02.qxp 6/24/08 11:06 PM Page 47

Chapter 2: The Nitty-Gritty: Basic Korean Grammar and Numbers

47

Fun & Games

Fill in the blanks with equivalent English and Korean words:

1. Which form of politeness should you use in everyday conversation?

2. Is respect a big thing in Korea?

3. How many different ways are there to count in Korean?

4. What is the Korean word used to count bottles?

5. What is the Korean word used to count animals?

06_037188-ch02.qxp 6/24/08 11:06 PM Page 48

Part 1: Getting Started

48

07_037188-ch03.qxp 6/24/08 11:06 PM Page 49

Chapter 3

Introductions and Greetings

In This Chapter

Introducing yourself and your friends

Addressing people formally or informally

Being polite

Saying goodbye

A warm **insa** (*in-sa*; greeting) and a solid **sogae** (*so-gae*; introduction) can leave a good first impression. Done correctly, introductions help you

express your sincere **hogam** (*ho-gam*; interest) in not only the **saram** (*sa-ram*; person) that you're talking to, but also **hangungmal** (*han-goog-mal*; Korean language) and culture. Although most people understand you even when you botch your introduction, in some cases, you can annoy or offend the person you want to get to know. In this section I show you how to begin and end the first few minutes of **daehwa** (*dae-hwa*; conversation) on a solid note.

Making Introductions

If you're going to be meeting people, chances are you have to make introductions at one point or another. In Korean, your introduction depends on the person you're introducing and the person to whom you're making the introduction.

In English, you state someone's **ireum** (*ee-rum*; name) and any specific information, such as a job, in a basic introduction. You may say something like,

“This is my friend Huckleberry. He’s a team leader at Mischief and Misconduct Co.” In Korean, the introduction is similar, but you say the specific information about the person, such as a **jikjang** (*jikjang*; job) title or who he is (a friend or relative, for example), before his name. The following sections give you the Korean words you need to know.

Part I: Getting Started

50

Greetings and salutations

An introduction begins with a **insa** (*in-sa*; greeting), usually a simple hello.

Korean offers a few kinds of greetings, such as the following:

Annyeonghaseyo (*an-young-ha-sae-yo*; Hello/hi, informal polite): This word is the most-often taught and used greeting of the Korean language.

It didn't originally mean *hello*; rather, it was a question regarding well-being that meant, "Are you doing well?" But the greeting has lost most of its original meaning and now you can use it the same way as any greeting. This has formal polite counterpart, however, it is more than enough to use this informal polite form. See the section "Getting formal or informal," later in this chapter, for more information.

Cheoeumboepgetseumnida (*Chuh-eum bwep-get-sseumni-da*; It's nice to meet you for the first time, formal polite): Use this greeting when you're meeting someone for the first time. For example, when you are meeting your Korean friend's parents for the first time or when you are at a job interview. Do not use this greeting if you have already met the person you are greeting before.

Mannaseobangapseumnida (*man-na-suh ban-sseum-ni-da*; It's a pleasure to meet you, formal polite): Usually this greeting follows.

If you happen to know the people you're speaking to, perhaps through work or acquaintances, Korean offers a few more greetings that you may want to try:

Jal jinaeseoyo (*jal-ji-nat-ssuh-yo*; Are you doing well?): This phrase is another way of asking how someone is doing and can be used like ‘How are you?’

Oraeganmanineyo (*O-rae-gan-man-ee-nae-yo*; Long time no see.) This greeting can be used when you haven’t seen someone for a while. Can be used at everyday setting.

Siksa hasyeoseoyo? (*Shik-sa-ha-syut-ssuh-yo*; Have you eaten?): This greeting is used when you are greeting someone after or around meal

times. If someone asks you this question, it doesn’t mean that they want to eat with you — part of Korean custom involves checking to see

whether those around you have had a good meal.

Geudongan byulil eobseusyutseubnikka? (*Geudong-an byul-il uhp-sseu-syuh-sseum-ni-kka*; Is everything all right? formal)

Geudongan byeoril reopseoseoyo? (*Geudong-an byul il-uhp-ssut-suh-yo*; Is everything all right?): Literal translation of this greeting is “Nothing bad has happened, right?” This greeting can be used to check if everything is going well with the person you are greeting.

Chapter 3: Introductions and Greetings

51

When someone is asking you above questions, you may want to answer these questions with **ye** (*ye*; yes) or **aniyo** (*a-ni-yo*; no).

Bowing and shaking hands

Koreans usually shake hands during introductions and greetings when they haven't seen each other in a while. When you shake hands, you bend your waist slightly and put your right hand forward. Your left hand should look as if it's supporting the right arm by holding the wrist or elbow. Sometimes Koreans hold their chests or stomachs instead of holding the wrist or an elbow.

The senior person in a group initiates handshakes, but whichever person first sees the other can initiate bows. Make sure to accompany the bow with a nice greeting (see the previous section for some ideas on appropriate greetings).

Bowing is an **jungyohan** (*joong-yo-han*; important) part of Korean **munhwa** (*moon-hwa*; culture) and communication. You use bows to accompany greetings, apologies, and expressions of gratitude. You also use bows to show regard and respect. Bow from the **heori** (*huh-ri*; waist), but only a little, and make sure to tilt your head. People who haven't bowed before often make the **silsu** (*shil-soo*; mistake) of bowing too much, and sometimes they look straight at the other person or at the other person's **bal** (*bal*; feet). Doing so makes it seem as though you're trying to challenge the other person to a bout of Tae kwon do. If you can, try watching a few Koreans bow before trying it yourself.

Getting formal or informal

Korean is big on politeness. When you're getting ready to make introductions, you need to **ihae** (*ee-hae*; understand) which form of politeness people are using with you, so that you can pick the right form of politeness when speaking to others.

In introductions, you need two degrees of politeness: formal polite and informal polite Korean. Both are equally appropriate and respectful, and the difference between the two is subtle. Perhaps the easiest way to think of it is to examine the differences between occasions where you wear formal attire versus casual attire. You wear formalwear when you want to give a professional or courteous **insang** (*in-sang*; impression), and you choose casualwear

07_037188-ch03.qxp 6/24/08 11:07 PM Page 52

Part I: Getting Started

52

when you want to be more easy-going and relaxed. Likewise, you use formal Korean as you would wear formal dress, and informal Korean as you would casualwear. **Namja** (*nam-ja*; men) tend to use more formal Korean, and **yeoja** (*yuh-ja*; women) use both forms or even mix the two. However, it is perfectly okay to use informal polite Korean in everyday living for both men and women.

The degree of politeness you use is determined by the ending you put on at the end of a sentence. I give you a concrete example using the verb **ida** (*ee-da*; to be). If you want to know more about conjugating verbs, check out Chapter 2.

Although informal polite form is used more often in **maeil** (*mae-il*; everyday) conversations, depending on who you are speaking to (e.g., someone older than you, your teacher, in-laws, or at a job interview) you need to use formal polite form of the conversation. However, if this is getting too detailed, just remember the informal polite form. This should get you by without offending someone.

For formal polite form, use the following endings:

[some word] **imnida** (*- im-ni-da*): This ending can be used when you are introducing or talking about yourself, family, and friends. You use this ending with the word ending with a vowel [some word] **ida** (*ee-da*; to be) to get [some word] **imnida**. This ending is usually used with words ending with a vowel, with some exceptions. However, the exceptions are beyond the scope of this book, and therefore will not be discussed. An example of this ending is, **jeoneun Inigo Montoyaimnida**. (*juh-neun inigo mon-to-ya-im-ni-da*; My name is Inigo Montoya.) [some word] **seumnida** (*- sseumni-da*): This ending is usually used with words ending with a consonant. **Jota** (*jo-ta*; good) can become **jossum-nida** (*jo-ssum-ni-da*; it is good). For

example. **Nalssiga josseumnida** (*nal-sshi-ga josseum-ni-da*; the weather is good).

[some word] innikka/[some word] seumnikka: Use this ending when you want to ask a question politely.

For example,

1) **Chinguga robeoteuinnikka** (*chin-goo-ga ro-bo-teu-im-ni-kka*; Is your friend Robert?)

2) **Nalssiga josseumnikka** (*nal-sshi-ga josseum-ni-kka*; Is the weather good?)

When you want to talk with your boss or your **bumo** (*boo-mo*; parents), or talk about them with your friends, you need different endings. If you want to show that you respect your parents and your **sangsa** (*sang-sa*; boss), you

Chapter 3: Introductions and Greetings

53

add **-ssi** after their name. For example, **jenipeossiimnida** (*je-ni-puh-sshi-im-ni-da*; This is Jennifer). Adding **-ssi after people's name** gives you the honorific degree of politeness. The formal polite honorary form of introducing someone by using the **[some word] ida** (*ee-da*; to be) is **[some word]**

ishimnida/[some word] ishimnikka ([some word] *ee-shim-ni-da*/[some word]

ee-shim-ni-kka: to be but in ultra polite form). However, don't use the [some word] ssi after your name, or the honorary form when speaking about yourself unless you want to look like you have serious ego problems.

Examples of the honorary form include the following:

Ibuni eomeoniisimnikka (*ee-boo-ni uh-muh-ni-ees-him-ni-kka*; Is this person your mother?)

Ibuneun jeoui abeojiisimnida. : (*ee-bu-neun juh-ae a-buh-jee-ee-shim-ni-da*; This person is my father.)

For informal polite endings, use the following:

[some word] ieyo ([some word] *ee-yae-yo*; this is [some word]): Use this ending to make statements and also when asking questions. To make a

statement, speak with a normal tone. If you want to ask a question, raise the tone of your voice at the end of the sentence, just like you do in English.

[some word] iseyo ([some word] *ee-sae-yo*; this is [some word]): You use

-iseyo just as you do **-ieyo**, only you use it when you talk about or talking to people you want to show respect to.

When talking, Koreans sometimes move back and forth between formal polite endings and informal polite endings. However, during everyday conversations, do not worry too much about the degree of politeness. If you use informal polite form of the conversation, you are well on your way without offending anyone. Just make sure to add **[some word] ssi** at the end of someone's name to show respect.

Koreans impose a strict hierarchy among themselves, even when they're

among only people of a similar **nai** (*na-ee*; age) group. You may notice that the **hubae** (*who-bae*; junior) bows to the **sunbae** (*sun-bae*; senior) Korean, and that the junior acts a little more reserved when he's in the presence of someone who's his senior. And if you listen carefully enough, you may hear the "junior" using a more respectful form of Korean when they talk to their "senior." This self-imposed hierarchy is a social custom in Korea that stems from Confucianism and still plays an important role in modern Korean culture. If you ignore this hierarchy, especially the hierarchy of "age" (even if it's only one year older) you will be in deep trouble.

Part I: Getting Started

54

Korean has no set rule for deciding seniority, but it's based on a combination of age and status within an organization. Although the idea may seem a tad overbearing and restrictive, Koreans think that seniority and the hierarchy that it entails bring order and a sense of community. Koreans often use the expression **wi areaga itda** (*wee-aa-rae-ga-it-da*; to have a top and bottom) to refer to communities that observe seniority.

Seniority is more than one-sided respect on the part of juniors for seniors.

Seniors are also expected to counsel and provide for their juniors, and traditionally, seniors oversee gatherings, give advice, and even pay for meals.

Koreans believe this tradition of respect and care allows people to form tighter personal bonds.

For this reason, most Koreans appreciate it if you can follow a senior or junior role in your immediate relationship with them. But even if you're the perfect senior or junior with one individual, you leave a black mark if he sees you raising your **moksori** (*mok-so-ri*; voice) to your parents, disrespecting a senior, or neglecting a junior. In this instance, your Korean friends will say that you have **wi areaga eopda** (*wee-aa-rae-ga uhp-da*; to have no top and bottom). If you hear this from someone, this means that he/she thinks you are very rude and you have no respect for your seniors. If you want Koreans to believe that you understand their culture, begin by observing seniority with them and the people around you.

Talkin' the Talk

Hyeonghuon So and Eric Choi work in the same building. Here is

how they may greet each other. Note how they mix formal and

informal Korean.

Hyeonghun So:

annyeonghaseyo Eric sshi. (bows slightly)

an-young-ha-sae-yo Eric-sshi

Are you doing well, Eric?

Eric Choi:

a ye. oraenmanimnida. geudongan byeoril

eopseusyeotjyo? (bows slightly and approaches
to shake hand)

*a-ye. o-raen-man-im-ni-da. geudong-an byul-il-
uhp-sseu-syut-jo?*

Ah, yes. It's been a long time. Has everything
been all right for you?

Hyeonghun So:

**byeoril eopseotseumnida. najunge hanbeon sik-
sana gachi hapsida.**

*byul-il-uhp-ssut-ssum-ni-da. na-joong-ae han—
buhn sik-sa-na gat-ee hap-si-da.*

There's nothing much. Let's grab some food later.

Chapter 3: Introductions and Greetings

55

Eric Choi:

ye, ye joayo. (the two shake hands, bowing slightly for the second time)

ye, ye jo-a-yo.

Sure, sure, that sounds good.

Words to Know

daehwa

dae-hwa

Conversation

insa

in-sa

Greetings

najunge

na-joong-ae

Later

nalssi

nal-sshi

Weather

saram

sa-ram

Person

siksa

shik-sa

Food/meal

Introducing yourself

You can't always rely on **dareunsaram** (*da-reum-sa-ram*; someone else) to make introductions. Introducing yourself isn't hard — all you do is give your name and affiliation. Start with one of these informal polite phrases: **jeoneun . . . ieyo** (*juh-neun [your name] ee-ae-yo*; I am [your name])

je ireumeun . . . ieyo (*jae-ee-rum-eun [your name] ee-ae-yo*; My name is [your name].)

jeoneun . . . iragohaeyo (*juh-neun [your name] ee-ra-go hae-yo*; They call me [your name].)

Koreans, especially in formal settings, give their affiliation before they give their name. They use the word **[some word] eseo geunmuhaneun** [*your company name] ae-suh geun-moo-ha-neun*; I work at [your company name].). Conversely, some people say just the name of their workplace or affiliation, rest for a second, and then say their name. Check out the following examples: **Juneun eunhaengaeseo ilhaneun Seuteisieyo.** (*Juh-neun eun-hang-ae-suh il-ha-neun Seu-te-shi-ae-yo*; I'm affiliated with bank : my name is Stacy.) **Juneun baekhwajeomaeseo geunmuhaneun Allisseu Haeriseuirago haeyo.** (*Juh-neun baekhwa-jum-ae-suh geun-moo-ha-neun*

Al-li-sseu Hae-ri-sseu-ra-go-hae-yo: I work at the department store, and they call me Alice Harris.)

07_037188-ch03.qxp 6/24/08 11:07 PM Page 56

Part I: Getting Started

56

Talkin' the Talk

Jae Woo, and Christina Ridgeway introduce themselves at a party.

Jae Woo:

yeoreobun annyeonghaseyo. jeoneun AIG hoesawon

ijaewooibnida. (bows)

yuh-ruh-boon, an-young-ha-sae-yo. juh-neun AIG

hwae-sa-won ee-jae-woo-im-ni-da

Hello everyone. My name is Jae Woo Lee, and I am an employee at AIG.

Christina:

yeoreobun annyeonghaseyo. jeoneun hanguk insam-

gonsa daeri keuriseutina rijiweiragohaeyo. (bows)

yuh-ruh-boon, an-young-ha-sae-yo. juh-neun han-

goog im-sam-gong-sa dae-ri keu-ri-seu-ti-na ri-ji-wei-

ra-go-hae-yo

Hello everyone. My name is Christina Ridgeway, and

I am a representative of the Korea Tobacco and
Ginseng company.

Words to Know

baekhwajeom

baekhwa-jum

Department store

eunhaeng

eun-hang

Bank

ireum

ee-rum

Name

hoesawon

hwae-sa-won

Company employee

hubae

who-bae

Junior

jeoneun

huh-neun

I'm/I am

seonbae

seonbae

Senior

sogae

so-gae

To introduce

yeoreobun

yuh-ruh-boon

Everyone

Chapter 3: Introductions and Greetings

57

Introducing a friend or a peer

To start an introduction, begin with **je chingureul sogahalkkeyo** (*je-chin-goo-reul so-gae-halkkae-yo*; Let me introduce you to my friend.) You can replace **chingu** (*chin-goo*; friend) with words such as **dongnyo** (*dong-ryo*; co-worker).

The next thing to do in an introduction is give specific information about the person you're introducing. For example, you may want to give her

position in a company and then her name: **i saram-eun byeonhosa haena aendeoseunimnida.** (*ee-sa-ram-eun byun-ho-sa hae-na an-der-seun-im-ni-da*; This person is Hannah Anderson, a lawyer.) Here, **i saram** (*ee-sa-ram*) means "this person," but if you're less familiar with the person you're introducing, or if you want to be a little more respectful, use **i buneun** (*ee-boo-neun*), which is a gender neutral term that's close to "this gentleman," or "this lady."

When you talk about someone's affiliation, start from big to small. In English, you usually start from small to big, so this rule may be tough to remember.

In English, you begin an introduction by giving the person's name, the person's status within the organization, and then the organization's name.

(For example, This is Hannah Anderson, a CEO at Paper Company, Inc.) In Korean, personal introductions begin with the organization the person is affiliated with, and end with the person's name. Check out the following examples: **ibuneun uri daehakkyo beopdae gyesin udeuro wilseunimnida.**

(*ee-boon-eun uri-dae-hak-gyo byup-dae-ae gae-shin u-de-ro wilseun-im-ni-da*: This gentlemen belongs to the law school of our university : his name is Woodrow Wilson.)

i sarami je dongsaeng Jeieyo: (*ee-sa-ram-ee jae-dong-saeng jae-ae-yo*; This person is my younger brother, Jae.)

i chinguneun samsung junja gwajang ijaeneyo: (*ee-chin-goo-neun samsung-jun-ja gwajang ee-jae-oo-ae-yo*; This is my friend, a director in the finance department of Samsung electronics, Lee Jae Woo.) You use the big-to-small rule when you're giving **juso** (*joo-so*; addresses) in Korean, as well. In English, you start with the house **beonho** (*bun-ho*; number) and end with the state. In Korean, you write an address the other way around, by starting off with the state (or province, as it's known in Korea) and ending with the house number.

You determine the formality of your speech by whatever it is that you want to convey. You use the formal polite, informal polite, or honorific forms based on how much respect you're showing the person you're speaking about.

Part I: Getting Started

58

You can think of the following people as your peers:

dongnyo (*dongnyo*; colleagues)

chingu (*chin-goo*; friends)

jipsaram/anae (*jeep-sa-ram/aa-nae*; your wife)

nampyun (*nampyun*; your husband)

ttal (*ttal*; daughters)

adeul (*a-deul*; sons)

namjachingu (*nam-ja-chin-goo*; boyfriends)

yeojachingu (*yuh-ja-chin-goo*; girlfriends)

hubae (*who-bae*; juniors)

dongsaeng (*dongsaeng*; younger brothers or sisters)

Introducing a senior or your parents

When you're introducing two people in Korean culture, you always begin by introducing the junior to the senior, and then you tell the junior who you're introducing him or her to. If the senior person is your senior as well, make sure you use the appropriate politeness markers. The following examples show you what I mean: **i buneun uri eomeoniseyo** (*ee-boon-eun oo-ree uh-muh-ni-sae-yo*; This person our my mother; *Literally*: This is our mother.) For more information on why Koreans use *our* instead of *my*, see Chapter 2.

i bunkkeseo siripdaehak gyosunimisin hong gyosunimisimnida.

(*ee-boon-kkae-suh shi-rip-dae-hak gyo-soo-nim-ee-shin hong gyo-soo-nim-ee-sim-ni-da*; This person is Professor Hong from **Sirip** university.) In Korean, you call your mother **eomeoni** (*uh-muh-ni*; mother) and your father **abeoji** (*a-buh-ji*; father). You can call your friend's mother and father **ajeossi** (*a-juh-sshi*; Mr.) and **ajumma** (*a-joom-ma*; Ms./Mrs.), but you can also call them **eomeoni** and **abeoji**, just as you do your parents. Calling them your mom and dad doesn't mean that you're abandoning your parents. If you're around a group of parents, you want to be more specific. For example, if you're talking about your friend Lola's mom and dad, say **lola eomeonim** and **lola abeonim**. By adding **[someone's name] nim** (*[someone's name] nim*; more respectfully calling someone) after someone's name or position, you are showing more respect to that person. However, if you want to sound more formal, call them **Lola ssi eomeoni** and **Lola ssi abeonim**.

Chapter 3: Introductions and Greetings

59

Usually, when your friends introduce you to their parents, they don't tell you their names. You're just going to have to call them mom and pop. When children introduce their parents or grandparents to other elders, they spell out their names, letter by letter. So, if your father's name is **Choe Nam Hyun**, you say **uri abeoji jonhameun Choe ja, Nam ja, Hyun ja simnida** (*oo-ree a-buh-ji jon-ham-eun Choe-ja Nam-ja Hyun-ja-shim-ni-da*; My father's name is the letter Choe, the letter Nam, and the letter Hyun.)
Talkin' the Talk

Jessica wants to introduce her boyfriend Eric to her mother,

Amanda Im.

Jessica:

eomeoni, je namjachingureul sogahageseoyo.

uh-muh-ni, jae-nam-ja-chin-goo-reul so-gae-ha-get-ssuh-yo

Mom, I'll introduce you to my boyfriend.

Amanda:

o, geurae.

oo-geu-rae

Oh, sure.

Jessica:

ireumeun erigieyo.

ee-rum-eun erig-ee-ae-yo

His name is Eric.

Eric:

annyeonghaseyo eomeonim.

cheoeumboepgetseumnida

*an-young-ha-sae-yo uh-muh-nim. chuh-eum-boep-
get-sseum-ni-da*

Hello, mom. It's a pleasure to meet you.

Amanda:

o, geure, erigeun mwohani?

oo-geu-rae, erigeun-mo-ha-ni?

Oh, sure, Eric, what do you do?

Eric:

a, ye, daehagwon gongbuhamnida.

a-ye, dae-hak-won gong-boo-ham-ni-da

Ah, yes, I'm studying in graduate school.

Part I: Getting Started

60

Words to Know

abeoji

a-buh-ji

Father

ajeossi

a-jo-sshi

Mr

ajumma

a-joom-ma

Ms/Mrs

bumo

boo-mo

Parents

byeonhosa

byun-ho-sa

Lawyer

daehagwon

dae-hak-won

Graduate school

eomeoni

uh-muh-ni

Mother

gongbu

gong-boo

Study

siheom

shi-hum

Test/exam

yeonpil

yuhn-pil

Pencil

You can usually think of the following people as your seniors:

sangsa (*sang-sa*; your superior, your boss)

seonsaengnim (*sun-sang-nim*; teacher; you can also use this term as a sign of respect)

gyosunim (*gyo-soo-nim*; professor)

sonnim (*son-nim*; a client)

sajangnim (*sa-jang-nim*; business owner; use this word to show respect)

hyeong (*hyung*; older brother; use this term if you're male)

nuna (*noo-na*; older sister; use this term if you're male)

eoni (*un-ni*; older sister; use this term if you're female)

oppa (*op-pa*; older brother; use this term if you're female 07_037188-
ch03.qxp 6/24/08 11:07 PM Page 61

Chapter 3: Introductions and Greetings

61

Asking for Names

Before you ask someone her name, break the ice by saying a quick **joesonghamnida** (*jwae-song-ham-ni-da*; I'm sorry, formal polite)/**joesonghaeyo** (*jwae-song-hae-yo*; I'm sorry, informal polite), or **sillyehamnida** (*shil-lae-ham-ni-da*; excuse me, formal polite) **sillyehaeyo** (*shil-lae-hae-yo*; excuse me, informal polite). Then politely ask **seonghami eotteoke doesimnikka** (*s ung-ham-ee uh-ttuh-kae dwae-shim-ni-kka*; what is your name, formal polite form) **seonghami eotteoke doeseyo** (*sung-ham-ee uh-ttuh-kae dwae-sae-yo*; what is your name, informal polite). Although you can use the informal form of speech when asking for names, most Koreans use the formal polite form of speech.

However, for everyday living, it is perfectly okay to use the easier informal polite form. Usually the formal polite form is used with business/work setting and also when talking to a complete strangers.

You may want to combine your icebreaker with the word “but,” for a more natural sounding transition. In this case, say **joesonghamnidaman . . .**

(*jwae-song-ham-ni-da-man*; I'm sorry, but . . .) or **sillyehamnidaman . . .** (*shil-lae-ham-ni-da-man*; Excuse me, but . . .). These two phrases are formal polite form. Although there is informal polite form of these phrases, in this case, it is better to use the formal polite form.

The key to asking for someone's name is knowing how to say **i** (*ee*; this), **jeo** (*juh*; that), and **geu** (*geu*; that). Use **i** when referring to someone next to you.

Use **jeo** for someone who's far away from both the listener and the speaker and you can see them. Use **geu** for someone near the speaker, and also to

refer to people who aren't present at the moment. Check out these examples to see how to use **i**, **ju**, and **keu**: **i yeojabun** (*ee-yuh-ja-boon*; this lady)

i namjabun (*ee-nam-ja-boon*; this gentleman)

i bun (*ee-boon*; this person)

jeo bun (*juh-boon*; that person over there)

jeo yeojabun (*juh-yuh-ja-boon*; that lady over there)

jeo namjabun (*juh-nam-ja-boon*; that gentleman over there)

geu bun (*geu-nam-ja-boon*; that person who is not present)

geu yeojabun (*geu-yuh-ja-boon*; that lady who is not present)

geu namjabun (*geu-nam-ja-boon*; that gentleman who is not present)

Part I: Getting Started

62

Describing people

Pointing is rude in Korean culture, so you want

meoriga gin (muh-ri-ga gin; long-haired)

to know how to describe a few features about

. . . **oseul ibeun** (oseul ibeun; wears . . .

people. The following list will get you started:

clothes) Fill in the blanks with an appropri-

kiga jageun (ki-ga-ja-geun; short)

ate color.

kiga keun (ki-ga-keun; tall)

jeo saramieyo? (juh-sa-ram-ee-yo; That

person, informal polite)

angyeongeul sseun (an-gyung-eul-sseun;

wears glasses)

ye, geu yeopsaram marieyo (Ye, yep-sa-

ram-mal-ee-ae-yo; Yes, that person next to

angyeongeul ansseun (an-gyung-eul an-you, informal polite.)

sseun; doesn't wear glasses)

aniyo, geu yeopsaram marieyo (aniyo, yep-

meoriga jjalbeun (muh-ri-ga jjalbeun; short—

sa-ram-mal-ee-ae-yo; No, that person next

haired)

to you, informal polite.)

If you want to ask a person's name, simply add **seonghami eotteoke doeseyo** (*sung-ham-ee uh-ttuh-kae-dwae-sae-yo*; what is your name, formal polite). Use this form when you want to show respect to someone. i.e., when asking the name of your friend's parents, someone senior than you. You can also ask **ireumi mwoeyo** (*ee-rum-ee-mo-ae-yo*; what is your name, informal polite). Use this in everyday conversation, to someone younger than you, and also to your friend's friend.

Talkin' the Talk

June and Tim are at a family reunion, but June forgets a relative's name and decides to ask Tim.

June:

tim, jeobun ireumi mwoeyo?

tim, juh-boon ee-rum-ee mo-ae-yo?

Tim, what's that person's name?

Tim:

jeo namja buniyo?

juh nam-ja boon-ee-yo?

That guy?

07_037188-ch03.qxp 6/24/08 11:07 PM Page 63

Chapter 3: Introductions and Greetings

63

June:

aniyo, geu yeopsaramiyo. meoriga gin yeojabuniyo.

*a-ni-yo. Geu-yuhp-sa-ram-ee-yo. muh-ree-ga geen
yuh-ja-boon-ee-yo.*

No, the person next to him. The woman with long
hair.

Tim:

a, jeo buniyo? jeo bunui seonghami Son jihiseyo.

*a, juh-boon-ee-yo? juh-boon-ae sung-ham-ee Son-
jee-hee-sae-yo.*

Ah, that person. That person's name is Jihi Son.

June:

tim, gomawoyo.

tim, go-ma-wo-yo

Thanks Tim.

Talkin' the Talk

Jane and Alice are planning a picnic. They are talking about the weather.

Jane:

alice, pikkeunik ganeunnal nalssiga eotteoteyo?

alice, pic-keu-nik ga-neun-nal nal-sshi-ga uh-ttuh-tae-yo?

Alice, how's the weather on the day of the picnic?

Alice:

eung, radioeseo deureonneunde biga ondaeyo

ung, ra-di-o-ae-suh deu-rut-neundae bee-ga-on-dae-yo

Yeah, I heard on the radio that it's going to rain.

Jane:

geureom eotteohajiyo?

grum, uh-ttuh-ka-ji-yo?

Then what should we do?

Alice:

daeume nalssiga joeulttae gayo.

da-eum-ae nal-sshi-ga jo-eul-ttae ga-yo

Let's go next time when the weather is good.

Jane:

geuraeyo, geureoja.

geu-rae-yo, geu-ruh-jyo.

Alright, let's do that.

07_037188-ch03.qxp 6/24/08 11:07 PM Page 64

Part I: Getting Started

64

Words to Know

gajok

ga-jok

Family

gomo

go-mo

Aunt on dad's side

imo

ee-mo

Aunt on mom's side

ki

kee

Height

meori

muh-ree

Head

nun

noon

Eye

samchon

samchon

Uncle

Giving Thanks and Saying Sorry

A **miso** (*mi-so*; smile), a word of thanks, and a sincere apology can get you out of tight situations and may take you a long way with people from another culture. Here are some basic phrases that you may want to have at your disposal: **gamsahamnida** (*gam-sa-ham-ni-da*; thank you, formal polite): This is the most common “Thank you” phrase Koreans use. If you cannot remember

all the “Thank you” phrases, just remember this one and you will be just fine. This phrase is more commonly used when someone has given you

something, or has done something for you.

gamsahaeyo (*gam-sa-hae-yo*; thank you, informal polite): This phrase is used mainly between friends or with people you have met before and

have some kind of relationships.

gomapseumnida (*go-map-sseumni-da*; thank you, formal polite): This is the next common “Thank you” phrase used in Korea. You can use this

and *gamsahamnida* interchangeably. It is perfectly okay to just use one of these phrases.

gomawoyo (*go-ma-wo-yo* ; thank you, informal polite): This phrase is usually used if you know the person you are speaking to, just like

gamsahaeyo.

07_037188-ch03.qxp 6/24/08 11:07 PM Page 65

Chapter 3: Introductions and Greetings

65

Although informal polite form is okay to use, when Koreans are thanking someone, they usually use the formal polite form. Use of formal polite form makes the person who you are thanking feel more important and

respected. Using informal polite form to thank someone is okay if you have met before and know each other, friends or people who are junior than you.

singyeong seo jusyeoseo . . . (*shin-gyoung-ssuh joo-syuh-suh*; for caring , formal polite). This phrase is usually used with **gamsahamnida** or **gomapseumnida**'. It is never used alone. When you have the need to use this phrase, it is usually at a formal setting.

jalhaejusyeoseo . . . (*jal-hae-joo-syuh-suh*; for being so nice , formal polite). This phrase is usually used with **gamsahamnida** or **gomapseumnida**'. It is never used alone. When you have the need to use this phrase, it is usually at a formal setting.

joesonghamnida (*jwae-song-ham-ni-da*; I'm sorry, formal polite). This is the usual phrase Korean use when saying sorry to strangers or people you want to show respect to.

joesonghaeyo (*jwae-song-hae-yo*; I'm sorry, informal polite). This form of sorry can also be used at everyday setting with people you already know.

mianhamnida (*mi-an-ham-ni-da*; I'm sorry, formal polite). This is the usual phrase Korean use when saying sorry to strangers or people you

want to show respect to.

mianhaeyo (*mi-an-hae-yo*; I'm sorry, informal polite). This form of sorry can also be used at everyday setting with people you already know.

pyekkichyeo deuryoseo mianhamnida (*pae-kki-chuh deu-ryo-suh mianham-ni-da*; Sorry for causing such trouble, formal polite). When you are saying this phrase, it is usually in a formal setting. For example, at a business meeting, or when apologizing to people with seniority.

Therefore, I have omitted the informal polite form of this phrase.

pyekkichyeo deuryeoseo jowesonghamnida (*pae-kki-chuh deu-ryo-suh jwae-song-ham-ni-da*; Sorry for causing such trouble). When you need to use this phrase, it will also be at a formal setting. Therefore, the informal polite form of this phrase has been excluded.

Saying Goodbye

Saying goodbye in Korean sometimes depends on whether you're staying or going. If you're seeing your friend off from your house in the evening, you exchange farewells and call it a **bam** (*bam*; night). But in Korean, you tell the person leaving from the place to "go well" and the person staying to "stay well." If you meet your friend at a restaurant, or some other location besides either of your homes or offices, you can also use these farewells.

Part I: Getting Started

66

Check out the different terms and note when to use each:

annyeonghi gyeseyo (*An-young-hee gye-sae-yo*; goodbye when you are the person leaving, *Literally*: stay well): Use these phrases with seniors and peers when you're leaving and your friend is staying where she is.

This is the most common *good bye* used in Korean.

annyeonghi gaseyo (*An-young-hee ga-sae-yo*; goodbye when you are the person staying, *Literally*: go well): Use these phrases when you are the person staying and your friend is the person leaving the place. This is the most common *goodbye* used in Korean.

jal isseyo (*jal-ee-ssuh-yo*; goodbye, *Literally*: stay well): Use this phrase with juniors and peers when you're leaving and your friend is staying

where he is.

jal gaseyo (*jal-ga-se-yo*; goodbye, *Literally*: go well): Use this phrase as your friend or people who are junior leaves a place where you're staying.

Korean also has some common goodbyes that you can use whether or not you're staying or going. You can use the following in almost any situation:

daeume tto bwayo (*da-eum-ae tto bwa-yo*; see you again next time): Use this phrase if you want to meet the person again next time. Can be used to people both senior and junior than you.

annyeonghi jumuseyo (*an-young-hi joo-mu-sae-yo*; good night, *Literally*: sleep well): This phrase is usually used to people you want to respect is sleeping at the same place as you or if you are talking to them on the phone

and it's time to sleep. These phrases cannot be used casually as 'good night' in English, which can be used even if the person is not

sleeping at the same house. For example, your parents, in-laws.

jaljayo (*jal-ja-yo*; good night, *Literally*: sleep well): Use this phrase if people younger than you is sleeping at the same place as you or if you are on the phone with them and it's bed time. For example, your son or daughter in law.

sugohaseyo (*su-go-ha-sae-yo*; keep up the good work): This phrase can be used to encourage people at any time. Can be used with people senior or junior than you.

Talkin' the Talk

Danny approaches Megan at a bar and, unfortunately, Megan feels a strong urge to leave.

Danny:

chum chusillaeyo?

choom choo-shil-lae-yo?

Do you want to dance?

Chapter 3: Introductions and Greetings

67

Megan:

joesonghaeyo. jigeum gayahaeyo.

jwae-song-hae-yo jee-geum ga-ya-hae-yo

I'm sorry. I have to go now.

Danny:

geureom . . . jeonhwabeonhorado?

geu-rum . . . juhn-hwa-bun-ho-ra-do?

Then . . . your number?

Megan:

mianhaeyo, jeonbeonhoga eopseoyo.

mi-an-hae-yo, juhn-hwa-bun-ho-ga uhp-ssuh-yo

I'm sorry. I don't have a telephone number.

Danny:

ye?

ye?

Yes? (actually closer to Huh?)

Megan:

annyeonghi gaeseyo.

an-young-hee gae-sae-yo

Goodnight.

Words to Know

bam

bam

Night

chum

choom

Fance

daeume

da-eum-ae

Next time

gidaryeoyo

gi-da-ryo-yo

To wait

jam

jam

Sleep

jeonhwabeonho

jeonhwa-bun-ho

Phone number

jip

jeeb

House

nat

nat

Day

Part I: Getting Started

68

Fun & Games

Fill in the blanks with equivalent English words:

1. annyeonghaseyo (an-young-ha-sae-yo)

2. gamsahamnida (gam-sa-ham-ni-da)

3. joesonghamnida (jwae-song-ham-ni-da)

4. sillyehamnida (shil-lae-ham-ni-da)

5. ireum (ee-rum)

6. eomeoni (uh-muh-ni)

7. abeoji (a-buh-ji)

8. gajok (ga-jok)

9. seonsaengnim (sun-saeng-nim)

10. byeonhosa (byun-ho-sa)

The 5th Wave

By Rich Tennant



"I wasn't sure how to ask in Korean for our shoes back after the meal, so I just ordered them for dessert."

Part II

Korean in Action

08_037188-pp02.qxp 6/24/08 11:07 PM Page 70

In this part . . .

Sure, you can learn all there is to know about conjugating verbs, distinguishing nouns from adjectives, as

well as sentence construction in Korean. But what about

everyday life? How can you communicate with your

Korean friends or make Korean friends? Look through this

part to find information and expressions that you can use

with your friends.

09_037188-ch04.qxp 6/24/08 11:07 PM Page 71

Chapter 4

Getting to Know You:

Making Small Talk

In This Chapter

Conversing about nationality, languages, and current residence

Talking about the weather, work, and family

Giving out — and getting — contact information

Breaking the ice with a little **daehwa** (*dae-hwa*; conversation), in any language, helps you get to know people better and lays down the **cheotgeo-reum** (*chut-guh-reum*; first steps) for future friendships. Small talk makes great practice for conversation because the topics for conversation are usually predictable. If you want to know how to use Korean to find out where another person is from and discover a little more about their **gajok** (*ga-jok*; family), read on.

Chapter 3 shows you how to break the **eoreum** (*uh-reum*; ice) and introduce yourself, and in this chapter, I will show you how to carry the conversation further. Remember that I will be using the informal polite form of Korean language in this book. However, I may use formal polite forms from time to time in some situations, where more formality is required. I hope that by going over this chapter, you will be a little more familiar and comfortable with speaking in Korean.

Asking Questions with Essential

Words and Formal Usages

Certain words and questions are essential for small talk in Korean, and you need to familiarize yourself with them to converse effectively: **nugu** (*noo-goo*; Who)? **museun** (*moo-seun*; What)? **eonje** (*un-jae*; When)? **eodi** (*uh-dee*; Where)?

eotteoke (*uh-ttuh-kkae*; How)? Take some time to become familiar with the Korean forms of these words before moving on to make small talk:

Part II: Korean in Action

72

mueot (*moo-ut*; What)

mwo (*mwo*; What ; shorter version of **mueot**) **mwo** is shortened version of **mueot**. These two words are interchangeable, although **mueot** can sound a little more formal than **mwo**.

eolmadongan (*ul-ma-dong-an*; How long: used to define period of time)
eolmana (*ul-ma-da*; How long: shortened version of **eolmadongan**)
eolmana is shortened version of **eolmadongan**. These two words are interchangeable, although **eolmadongan** can sound a little more formal than **eolmana**.

Here are few examples of sentences using basic question words.

nuguseyo? (*noo-goo-sae-yo*; Who are you?)

igeoseun mueosieyo? (*ee-guh-seun moo-us-ee-ae-yo*; What is this?)

igeoseun mwoeyo? (*ee-guh-seun mwo-ae-yo*; What is this?) **myeot sieyo?**
(*myuht-shi-ae-yo*; What time is it?) **eoneujjogeuro gaya haeyo?** (*uh-neu-jjo-geu-ro ga-ya-hae-yo*; Which way do I go?)

eonje mannalkkayo? (*un-jae man-nal-kka-yo*; When should we meet?)

hwajangsiri eodieyo? (*hwajang-shil-ee uh-dee-ae-yo*; Where is the bathroom?)

agiga wae ureoyo? (*a-gi-ga whae-oo-ruh-yo*; Why is the baby crying?)

eolmadongan gidaryeoya haeyo? (*ul-ma-dong-an gi-da-ryuh-ya hae-yo*;
How long should I wait?)

eolmana gidaryeoya haeyo? (*ul-ma-na gee-da-ryuh-ya hae-yo*; How long should I wait?)

geogireul eotteoke gayo? (*guh-gee-reul uh-ttuh-kkae ga-yo*; How do I get there?)

igeoseul eolmaeyo? (*ee-guh-seun ul-ma-ae-yo*; How much is this?) When you are speaking in Korean, it is perfectly okay to ask the **hanguk saram** (*han-goog sa-ram*; Korean person) to **doepiri** (*dwaee-poo-ree*; repeat) themselves if you did not **ihae** (*ee-hae*; understand) what they were saying.

They'll be glad to help. Handy phrases to learn while you're learning Korean for the first time are as follow:

09_037188-ch04.qxp 6/24/08 11:07 PM Page 73

Chapter 4: Getting to Know You: Making Small Talk

73

cheoncheonhi malsseumhae juseyo? (*chun-chun-hee malsseum-hae joo-sae-yo*; Speak slowly please?)

hanbeonman deo malsseumhae juseyo? (*han-bun-man duh malsseumhae joo-sae-yo*; Please tell me once more?)

jal moreugeseoyo> (*jal-mo-reu-get-ssuh-yo*; I'm not sure?) **mollayo?** (*mol-la-yo*; I don't know?)

“Where Are You From?”

After you **kkeunnae** (*kkeunnae*; finish) introductions (see Chapter 3), people tend to first ask where you're from and what **gukjeok** (*gook-juhk*; nationality) you are. Are you from Korea? America? Canada?

If you want to ask where someone is from, ask using the following sentence: **eodieseo osyeoseoyo?** (*uh-dee-ae-suh oo-syut-ssuh-yo*; Where are you from?)

The usual **daedap** (*dae-dap*; answer) to this question would be something like:

jeuneun . . . eseo waseoyo. (*juh-neun* [your country] *ae-suh wa-ssuh-yo*; I'm from [your country].)

If you want to ask someone whether she's from a particular **nara** (*na-ra*; country), you can ask:

eoneu naraeseo osyeoseoyo? (*uh-neu-na-ra-ae-suh oo-syut-ssuh-yo*; Which country are you from?)

When someone asks whether you're from a particular country, you can answer "Yes, I'm from [country]" or "No, I'm from [country]."

Ye, jeoneun [country] eseo waseoyo. (*ye, juh-neun, [country] ae-suh waseoyo*; Yes, I'm from [country].)

Aniyo, jeoneun [country] eseo waseoyo. (*a-ni-yo, juh-neun, [country] ae-suh wa-seo-yo*; No, I'm from [country].)

Table 4-1 contains a short list of countries and their names in Korean.

Part II: Korean in Action

74

Table 4-1

Country Names

Korean Name and Pronunciation

English Name

dogil (do-gil)

Germany

gana (ga-na)

Ghana

hoju (ho-joo)

Australia

ilbon (il-bon)

Japan

indo (in-do)

India

itaeri (ee-tae-ree)

Italy

jungguk (joong-goog)

China

kaenada (kae-na-da)

Canada

miguk (mee-goog)

USA

nyujillaend (new-jil-lan-deu)

New Zealand

peurangseu (peurang-sseu)

France

rebanon (re-ba-non)

Lebanon

reosia (ruh-shi-a)

Russia

sseuwiseu (seu-wi-sseu)

Switzerland

yeongguk (young-goog)

England

Describing your home community

What **sinae** (*shi-nae*; city), **dongne** (*dong-nae*; town), district, or country are you from? People will probably want to know, and you should be

prepared to answer. First, familiarize yourself with the Korean words for these types of residential communities. Table 4-2 gives you a useful list of community words.

Table 4-2

Residential Communities

Korean Words and Pronunciations

English Words

do (do)

Province

dong (dong)

Neighborhood, area

eup (eup)

Town

09_037188-ch04.qxp 6/24/08 11:07 PM Page 75

Chapter 4: Getting to Know You: Making Small Talk

75

Korean Words and Pronunciations

English Words

gu (goo)

District

gun (goon)

County

gwangyeoksi (gwang-yuhk-shi)

Metropolitan area

myepn (myun)

Township

ri (ree)

Village

seoul teukbyeolsi (suh-ool teuk-byul-shi)

Seoul City (example)

si (shi)

City

Koreans **sijak** (*shi-jak*; start) from large and move to small, so if you want to be more specific and talk about what city you're from, be sure to first say the state or country where you're from. For example: **jeoneun Pennsylvaniae inneun Punxsutawneyeseo waseoyo.** (*juh-neun Pennsylvania-ae in-neun Punxsutawney-ae-suh wa-ssuh-yo*; I'm from Punxsutawney, Pennsylvania.)

jeoneun [town] e inneun [city] eseo waseoyo. (*juh-neun [town]-ae in-neun [city]-ae-suh wa-sseo-yo*; I'm from [city], which is in [town].) If you're talking about a non-Korean location, use the English name for the place as you usually say it. For example, if you come from Indianapolis, Indiana, say it as you would in English.

If you're talking about a Korean city, or a district, give the name of the larger area, and then the smaller area. For example, you can say

gangnamgu (*gangnam-goo*; Gangnam district), **sinsadong** (*shin-sa-dong*; sinsa area) and not the other way around.

If you don't know where a particular city is, ask "Where is that place?"

Note that **geogi** (*guh-gee*; that), **geugot** (*geu-got*; that place), **yeogi** (*yuh-gee*; this) and **igot** (*ee-got*; this place): **geogiga eodi iseoyo?** (*guh-gee-ga uh-dee ee-ssuh-yo*; Where is that?) **geugosi eodieyo?** (*geu-go-shi uh-dee-ae-yo*; Where is that place?) **yeogiga eodieyo?** (*yuh-gee-ga uh-dee-ae-yo*; Where is this?) **igosi eodieyo?** (*ee-go-shi uh-dee-ae-yo*; Where is this place?) 09_037188-ch04.qxp 6/24/08 11:07 PM Page 76

Part II: Korean in Action

76

The answer to this question always takes the **iseoyo** (*ee-ssuh-yo*; to exist).

[some word] **e iseoyo** ([some word] -*ae ee-ssuh-yo*; It's at [some word]).

Substitute [some word] for locations or directions.

For example, you can say

new yorki boston wie iseoyo. (*new-york-ee bos-ton wee-ae ee-ssuh-yo*;
New York is above Boston.)

indianapolisga indianae iseoyo. (*indianapolisga indiana-ae ee-ssuh-yo*;
Indianapolis is in Indiana.)

Now remember that **-i** and **ga** is a location marker or particle. Add **i** after the location if it ends with a consonant and add **ga** if it ends with a vowel.

(In Korean pronunciation, New York ends with a consonant, but Indianapolis end with a vowel). **wie** (*wee-ae*; above), means “above.”

Table 4-3 gives you a list of common location and directional words.

Table 4-3

Locations and Directions

Korean Words and Pronunciations

English Words

bukjjok (book-jjok)

North

dongjjok (dongjjok)

East

gakkai (ga-kka-ee)

Nearby

geuncheo (geun-chuh)

In the proximity of

meolli (mul-li)

Far

mit (mit), **area** (a-rae) interchangeable

Below

namjjok (namjjok)

South

seojjok (suh-jjok)

West

wi (wee)

Above

yeop (yuhp)

Next to

Talking about where someone lives

Where you're from and where you live now can be two different things, of course. If you want to ask where someone lives, use the following:

eodiseo saseyo? (*uh-dee-ae-suh sa-sae-yo*; Where do you live?)

09_037188-ch04.qxp 6/24/08 11:07 PM Page 77

Chapter 4: Getting to Know You: Making Small Talk

77

Some other questions you may ask are:

jusoga eodieyo? (*joo-so-ga uh-dee-ae-yo*; What is your address?) **jibi**

eodieyo? (*jee-bee uh-dee-ae-yo*; Where is your house?)

jeonhwabeonhoga mwoeyo? (*juhn-hwa-bun-ho-ga mwo-ae-yo*; What is your telephone number?) You may answer by using the following:

sigoreseo sarayo. (*shi-go-rae-suh sa-ra-yo*; I live in the countryside.)

sinaeseo sarayo. (*shi-nae-ae-suh sa-ra-yo*; I live in the city.) **apateuese**

sarayo. (*a-pa-teu-suh-ae sa-ra-yo*; I live in the apartment.) What if you know someone who's staying in the town or country on business for an extended period of time? If you want to ask her where she lives at the moment, add **jigeum** (*jee-geum*; now) in front of **eodisu** (*uh-dee-suh*; where).

The answers to "Where do you live?" can look like

jeoneun [some word] eseo sarayo (*juh-neun [some word] ae-suh sa-ra-yo*; I live at [some word]). Substitute [some word] for location.

Discussing ethnicity and citizenship

Some people are born in one country but hold **simingwon** (*shi-nim-gwon*; citizenship) in another. Saying that you're from a single country may not be enough when you want to explain who you are, so I'll show you few more expressions.

Asking for someone's nationality in Korean is a broad question. It implies ethnicity, or a sense of belonging that you identify with. Although Korean

does have the explicit **injong** (*in-jong*; race), people will simply ask you one of the following: **eodieseo waseoyo?** (*uh-dee-ae-suh wa-ssuh-yo*; Where are you from?) **eoneunara saramieyo?** (*uh-neu-na-ra sa-ram-ee-ae-yo*; What country are you from?/What nationality are you?)

You simply answer the questions as follows:

jeoneun [some word] eseo waseoyo. (*juh-neun [some word] ae-suh wa-sseo-yo*; I'm from [some word].)

jeoneun [some word] saramieyo. (*juh-neun [some word] sa-ram-ee-ae-yo*; I am [some word] person [usually answer with your nationality].)

Part II: Korean in Action

78

The above forms of questions can have two types of answers. 1) You can answer the question to mean that you're from the location/country where you were born, or 2) that you feel like you're a part of the place, much like how John F. Kennedy wanted to express that he was a person of Berlin in his 1963 speech. For many Koreans living in U.S., people ask them "Where are you from?" Second generation Koreans born in US will answer, for example, "I'm from Boston or I'm an American." Then the immediate next question is "I mean, where are you (or your parents) originally from?/Which country are you originally from?" You may face some similar situations in Korea.

Suppose that in an introduction, the other person says that he or she is Korean, and you want to say that you're a Korean as well. Say so by replacing the **neun** in **jeoneun** with **do** (*do*; also).

jeodo [some word] eseo waseoyo. (*juh-do [some word] ae-suh wa-ssuh-yo*; I'm also from [some word].)

jeodo [some word] saramieyo. (*juh-do [some word] sa-ram-ee-ae-yo*; I am also [some word] person [usually answer with your nationality].)

Talkin' the Talk

Grace is lost in Seoul. She is asking Sung Jin where she can find a train station.

Grace:

(holding a map) **sillyehamnida. jeo jom doajusilsu**

iseuseyo?

shil-lae-ham-ni-da. juh-jom do-wa-joo-shil-soo ee-sseu-sae-yo?

Excuse me. Can you please help me?

Sung Jin:

a gireul ireo beorisyeotgunyo.

a, gi-reul ee-ruh buh-ree syut-goon-yo.

Oh, you are lost.

Grace:

ye. gichayeogeul chatgo iseoyo.

ye. gi-cha-yuh-geul cha-go-ee-ssuh-yo.

Yes, I'm looking for a train station.

Sung Jin:

eotteon gichayeogeul chajeuseyo?

uh-ttun gi-cha-yuh-geul cha-jeu-sae-yo?

Which train station are you looking for?

Grace:

seoul yeogeul chatgo iseoyo.

suh-ool yuh-geul cha-go ee-ssuh-yo.

I'm looking for Seoul station.

Chapter 4: Getting to Know You: Making Small Talk

79

Sung Jin:

bukjjogeuro 15bunman gasimyeon doeyo.

book-jjok-eu-ro 15-boon-man ga-shi-myun dwae-yo.

Just go in North direction for about 15 minutes.

Grace:

(bowing) **jeongmal gamsahamnida.**

jeongmal gam-sa ham-ni-da.

Thank you very much.

Sung Jin:

(bowing) **cheonmanhaeyo.**

chun-man-hae-yo.

You are welcome.

Words to Know

agi

a-gi

Baby

chatgo iseoyo

cha-go-ee-ssuh-yo

Looking for

gichayeok

gi-cha-yuhk

Train station

gyeongchalseo

gyung-chal-so

Police station

hotel

ho-tel

Hotel

hwajangsil

hwajang-shil

Bathroom

injong

in-jong

Race

ireobeorisyeotgunyo

ee-ruh-buh-ree-

You are lost

syut-goon-yo

jeoncheoryeok

juhn-chul-yuhk

Underground

subway

jeongmal

jungmal

Really

jeonhwabeonho

juhn-hwa-bun-ho

Telephone number

juso

joo-so

Address

nara

na-ra

Country

Part II: Korean in Action

80

The Weather, the Seasons, and

Everything in Between

Talking about the **nalssi** (*nal-sshi*; weather) is a staple of small talk. When you first get to know someone, she may ask what the weather is like where you come from (see Table 4-4 for some ideas on how to discuss weather).

In this section, I go over a few expressions about the weather, and then **yeongyeol** (*yuhn-gyul*; connect) them to a conversation about what the weather is like where you come from. The general question used to ask about the weather is: **nalssiga eottaeyo?** (*nal-sshi-ga uh-ttae-yo*; What is the weather like?) To this question, you can add **oneul** (*o-neul*; today), **naeil** (*nae-il*; tomorrow), **achim** (*a-chim*; morning), **jeonyeok** (*juh-nyeok*; evening) and **bam** (*bam*; night). For example: **oneul achim nalssiga eottaeyo?** (*o-neul a-chim nal-shi-ga uh-ttae-yo*; What is the weather like this morning?) You will answer the questions as per examples below.

nalssiga. (*nal-sshi-ga* [good, bad, sunny, cloudy, etc.]. Weather is [good, bad, sunny, cloudy, etc.].)

You can fill in the end of these sentences with the following weather-related adjectives.

For example:

nalssiga chuwoyo. (*nal-sshi-ga choo-wo-yo*; The weather is cold.) **oneul jeonyeok nalssiga joayo.** (*o-neul juh-nyeok-nal-sshi-ga jo-a-yo*; The weather this evening is good.)

Table 4-4

Weather Conditions

Korean Words and Pronunciations

English Words

anjoaya (an-jo-a-yo) Not

good

chuwoyo (choo-wo-yo)

Cold

deowoyo (duh-wo-yo)

Hot

geonjohaeyo (gun-jo-hae-yo)

Dry

heuryeoyo (heu-ryo-yo)

Cloudy

09_037188-ch04.qxp 6/24/08 11:07 PM Page 81

Chapter 4: Getting to Know You: Making Small Talk

81

Korean Words and Pronunciations

English Words

joayo (jo-a-yo)

Good

malgayo (mal-ga-yo)

Clear

mudeowoyo (moo-duh-wo-yo)

Hot and humid

nappayo (na-ppa-yo)

Bad

seonseonhaeyo (seonseon-hae-yo)

Cool and refreshing

seupaeyo (seu-pae-yo)

Humid

siwonhaeyo (shi-won-hae-yo)

Cool

ttatteutaeyo (ttatteut-hae-yo)

Warm

If you want to talk about precipitation, you need to say [some word] **i/ga** (depending on the ending: [some word] **i** for vowel and [some word] **ga** for consonant) **wayo** (*wa-yo*: [some word] coming) or [some word] **i/ga naeryeoyo** ([some word] *i/ga nae-ryuh-yo*; [some word] falls). **wayo** and **naeryeoyo** are interchangeable in Korean. Either one is fine. Here, I have already added the appropriate subject markers ([some word] **i/ga**) to the nouns for your convenience (see Table 4-5 for more on weather and seasons).

bi (*bee*; rain) or **biga** (*bee-ga*; rain)

nun (*noon*; snow) or **nuni** (*noo-nee*; snow) **ubak** (*ubak*; hail) or **ubagi** (*oo-ba-gee*; hail) Using these words, you can say things like: **biga wayo** (*bee-ga wa-yo*; It's raining) or **nuni naeryeoyo** (*noo-nee nae-ryuh-yo*; It's snowing).

Table 4-5

Seasons and Months

Korean Words and Pronunciations

English Words

bom (bom)

Spring

yeoreum (yuh-rum)

Summer

gaeul (ga-eul)

Fall

gyeoul (gyuh-ool)

Winter

irwol (ee-rwol)

January

iwol (ee-wol)

February

(continued)

09_037188-ch04.qxp 6/24/08 11:07 PM Page 82

Part II: Korean in Action

82

Table 4-5 (continued)

Korean Words and Pronunciations

English Words

samwol (sam-wol)

March

sawol (sa-wol)

April

owol (o-wol)

May

yuwol (yoo-wol)

June

chirwol (chirwol)

July

parwol (pa-rwol)

August

guwol (goo-wol)

September

siwol (shi-wol)

October

sibirwol (shi-ee-rwol)

November

sibiwol (shi-ee-wol)

December

You have probably noticed that each month consistently ends with the word **wol** (*wol*; month). The word that precedes **wol** is a Sino-Korean number, such as **il** (*il*; one), **i** (*ee*; two), **sam** (*sam*; three) and so on. You're actually saying month one, month two, month three, and so on. Pretty easy to remember, right?

You combine Sino-Korean numbers by saying **sibil** (*shi-bil*; eleven ; *Literally*: ten one), **sibi** (*shi-bee*; twelve ; *Literally*: ten two), and so on. Another example is **isipgu** (*ee-ship-goo*; twenty-nine ; *Literally*: two ten nine). See Chapter 2 for more information on Korean numbers.

In English, your answer to such a question would be, "The weather here is . . ." but in Korean, you say, "**biseuthada** (*bee-seut-ha-da*; Similar to here" or "**deo deopda** (*duh duhp-da*; Hotter than here." For example: **nalssiga yeogihago biseuthaeyo.** (*nal-sshi-ga yuh-gee-ha-go bee-seut-haeyo*; The weather is similar to here.) If you want to compare two things, use the particle **boda** (*bo-da*; than/compared to). **boda** is a peculiar fellow, because it works quite differently from the English "than." When used at the beginning of a sentence "bo-da" means "compared to." Check out this example:

virginiaboda hangugi deoweoyo. (*virginiabo-da han-goo-gi duh-wo-yo*; Compared to Virginia, Korea is hotter.)

hangugi virginia boda deowoyo. (*han-goo-gi virginiabo-da duh-wo-yo*; Korea is hotter than Virginia.)

09_037188-ch04.qxp 6/24/08 11:07 PM Page 83

Chapter 4: Getting to Know You: Making Small Talk

83

Talking About Jobs and Occupations

Another favorite topic of conversation is **jigeop** (*jee-guhp*; occupation). If you want to ask what someone does for a living, start off with this question: **museun ireul haseyo?** (*moo-seun ee-reul-ha-sae-yo*; What do you do?) The answer to this is very simple: **jeoneun [your occupation] eyo.** (*juh-neun [your occupation] ae-yo*; I'm

[your occupation].)

All you have to do is fill in your job description using the list of words in Table 4-6.

Table 4-6

Occupations

Korean Word and Pronunciation

English Word

hoegyesa (hwae-gae-sa)

Accountant

yorisa (yo-ree-sa)

Chef

daehaksaeng (dae-hak-saeng)

College student

keonseolteonteu (kuhn-ssul-tuhn-teu)

Consultant

oegyogwan (wae-gyo-gwan)

Diplomat

uisa (ui-sa)

Doctor

pyeounjipja (pyun-jeep-ja)

Editor

seungmuwon (seung-moo-won)

Flight attendant

gongmuwon (gong-moo-won)

Government official

daehakwonsaeng (dae-hak-wonsaeng)

Graduate school student

godeunghaksaeng (godeung-haksaeng)

High school student

jubu (joo-boo)

Housewife

byeonhosa (byun-ho-sa)

Lawyer

gijang (gee-jang)

Pilot

gyosu (gyo-soo)

Professor

peurogeuraem eo (peu-ro-geu-rae-muh)

Programmer

(continued)

09_037188-ch04.qxp 6/24/08 11:07 PM Page 84

Part II: Korean in Action

84

Table 4-6 (continued)

Korean Word and Pronunciation

English Word

gija (gee-ja)

Reporter

yeonguwon (yuhn-goo-won)

Researcher

gunin (goo-nin)

Soldier

haksaeng (haksaeng)

Student

seonsaeng (sun-saeng)

Teacher

mujik (moo-jik)

Unemployed

weiteo (wei-tuh)

Waiter

jakga (jak-ga)

Writer

If you want to further ask where another person works, try this question: **eodieseo ilhaseyo?** (*uh-dee-ae-suh il-ha-sae-yo*; Where do you work?) The answer to this question will look like this:

jeoneun [some word] eseo ilhaeyo (*juh-neun [some word] ae-suh ilhaeyo*; I work at/from/for [some word]). Substitute [some word] with your work place, such as the name of your company. Please note that **eseo** (*ae-suh*) can mean “at,” “from,” and “for” when used in this context. An example of this would be something like: **jeoneun seoul daehakgyoeseo ilhaeyo** (*juh-neun seoul dae-hak-gyo-ae-suh il-hae-yo*; I work at/for/from Seoul national university).

The previous section gives you the word for **haksaeng** (*haksaeng*; student), but if you want to be more specific and tell people about where you study, what you study, and what year you are, keep reading.

If you want to know where another person is studying, ask:

eodieseo gongbuhaseyo? (*uh-dee-ae-suh gong-boo-ha-sae-yo*; Where are you studying?)

The answer will look like:

jeoneun [some word] eseo gongbuhaeyo (*juh-neun [some word] ae-suh gong-boo-hae-yo*; I study at/from [some word]). Substitute the name of your school/college for [some word].

09_037188-ch04.qxp 6/24/08 11:07 PM Page 85

Chapter 4: Getting to Know You: Making Small Talk

If you want to ask what the person is studying, ask:

museun gongbu hasaeyo? (*moo-seun gong-boo ha-sae-yo*; What are you studying?)

The answer looks something like:

jeoneun [some word] gongbu haeyo. (*juh-neun [some word] gong-boo-hae-yo*; I study [some word]). Substitute [some word] for your field of study/major.

Table 4-7 contains a list of things you could be studying.

Table 4-7

Areas of Study

Korean Words and Pronunciations

English Words

illyphak (il-lyu-hak)

Anthropology

misulhak (mee-sool-hak)

Art History

keompyuteo gonghak (keom-peu-tuh-gong-hak)

Computer Science

gyeongjehak (gyoung-jae-hak)

Economics

yeongmunhak (young-moon-hak)

English Literature

sahak (sa-hak)

History

beopak (buh-pak)

Law

gyeongyeonghak (gyoung-young-hak)

Management

suhak (soo-hak)

Mathematics

uihak (ui-hak)

Medicine

cheolhak (chul-hak)

Philosophy

mullihak (mool-lee-hak)

Physics

sahoehak (sa-hwae-hak)

Sociology

If you want to ask someone in what year of **hakgyo** (*hak-gyo*; school) he/she is, you say:

myeot hangnyeoniseyo? (*myeot haknyeon-ee-sae-yo*; What year/grade are you?)

Part II: Korean in Action

86

An answer to this question may be:

jeoneun [some word] hangnyeonieyo. (*juh-neun [some word] haknyeonee-ae-yo*; I'm in year [some word]). Substitute your level or year of study with [some word]. Koreans use Sino-Korean numbers when they are speaking of the level of study in school. Please see Chapter 2 for more information on counting in Korean. For elementary school through

college, say the **hangnyeon** (*haknyeon*; year) you are in that institution.

Some examples follow:

jeoneun chodeunghakgyo sa hangnyeonieyo. (*juh-neun chodeunghakgyo sa haknyeonee-ae-yo*; I'm in fourth year elementary school.)

jeoneun junghakgyo i hangnyeonieyo. (*juh-neun joong-hak-gyo ee haknyeonee-ae-yo*; I'm in second year middle school.) **jeoneun**

godeunghakgyo sam hangnyeonieyo. (*juh-neun godeung-hakgyo sam haknyeonee-ae-yo*; I'm in third year high school.)

jeoneun daehakgyo il hangnyeonieyo. (*juh-neun dae-hak-gyo il haknyeonee-ae-yo*; I'm in first year college.)

Note: For college, **il hangnyeon** (*il hangnyeon*) is Freshman, **i hangnyeon** (*ee-hak-nyeon*) is Sophomore, **sam hangnyeon** (*sam haknyeon*) is Junior, and **sa hangnyeon** (*sa haknyeon*) is Senior.

In Korea, age groups are assigned to different levels of study in elementary, junior high, and high school. There are six years of **chodeunghakgyo** (*chodeunghak-gyo*; elementary school ; grade 1 through 6), 3 years of **junghakgyo** (*joong-hak-gyo*; middle school ; grade 7 through 9), 3 years of **godeunghakgyo** (*godeung-hak-gyo*; high school ; grade 10 through 12)

and 4 years of **daehakgyo** (*dae-hak-gyo*; college/university). So if someone tells you that they are in 2nd year middle school, that means that they are in 8th grade, if they are in 3rd grade high school, they are in 12th grade and so on. However, in the U.S., grades 1 through 5 usually fall into elementary school, grades 6 through 8 fall into middle school, and grades 9 through 12 fall into high school.

hakbu (*hak-boo*): Undergraduate

seoksagwajeong (*suk-sa-gwajung*): Master's

baksagwajeong (*bak-sa-gwajung*): Ph.D.

You can also say:

jeoneun hakbu il haknyeoniyo. (*juh-neun hak-boo il haknyeon-ee ae-yo*: I'm in first year undergraduate course.)

jeoneun seoksagwajeong i haknyeoniyo. (*juh-neun suk-sa-gwajung ee haknyeon-ee-ae-yo*; I'm in 2nd year Master's degree.)

Jeoneun baksagwajung sam haknyeoniyo. (*juh-neun bak-sa-gwajung sam-hak-nyeon-ee-ae-yo*; I'm in 3rd year Ph.D.)

09_037188-ch04.qxp 6/24/08 11:07 PM Page 87

Chapter 4: Getting to Know You: Making Small Talk

87

Cram schools and tutoring

In Korea, there are many cram or tutoring going around each apartment town, picking up schools. After school, Korean students will go and dropping off students at specfied times. So

to these schools to learn mainly math, Korean, there is no need for the parents to be the drivers. and English, which are the three main subjects Korean students will usually come home after that Korean students focus on. However, they dark. Especially for students in **godeunghakgyo** also have tutoring schools and private tutors for (godeung-hak-gyo; high school), they'll be social studies, physics, chemistry, biology, calculus—coming home (after many tutoring schools) culus, and so on. Tutoring schools have buses around 11pm.

Describing the Members of Your Family

The use of **chinjok** (*chinjok*; kinship) terms is a fascinating part of Korean **munhwa** (*moon-hwa*; culture). The kinship is a very **jungyohan** (*joong-yo-han*; important) part of Korean culture. Koreans have several dozen **daneo** (*da-nuh*; words) for family members, which may not exist in English. And a few family words have rules that the English language doesn't; for example, sometimes you choose a word depending on your **seongbyeol** (*sung-byul*; gender) and whether or not the person you're talking about is your family member or someone else's. Table 4-8 presents just a few words for immediate family that are hard to go wrong with.

Table 4-8

Own Family Members

Korean Word and Pronunciation

English Word

gomo (go-mo)

Aunt from dad's side (dad's sisters)

imo (ee-mo)

Aunt from mom's side (mom's sisters)

hyeongje (hyoung-jae)

Brothers

janyeo (ja-nyuh)

Children

ttal (ttal(

Daughter

abeoji (a-buh-ji)

Father

sonnyeo (son-nyuh)

Granddaughter

chiharabeoji (chin-ha-ra-buh-ji)

Grandfather from dad's side

oeharabeoji (wae-ha-ra-buh-ji)

Grandfather from mom's side

(continued)

09_037188-ch04.qxp 6/24/08 11:07 PM Page 88

Part II: Korean in Action

88

Table 4-8 (continued)

Korean Word and Pronunciation

English Word

chinhalmehoni (chinhah-muh-ni)

Grandmother from dad's side

oehalmehoni (wae-hah-muh-ni)

Grandmother from mom's side

jobumonim (jo-boo-mo-nim)

Grandparents

sonja (son-ja)

Grandson

nampyeon (nampyun)

Husband

bakkatyangban (ba-kkat-yangban)

Husband (when a wife refers to her husband); literal translation: outside person

ehomeoni (uh-muh-ni)

Mother

hyeong (hyoung)

Older brother (used by males only)

oppa (o-ppa)

Older brother (used by females only)

nuna (noo-na)

Older sister (used by males only)

eonni (un-ni)

Older sister (used by females only)

bumonim (boo-mo-nim)

Parents

jamae (ja-mae)

Sisters

adeul (a-deul)

Son

samchon (samchon)

Uncle from dad's side (dad's brothers)

oesamchon (wae-sam-chon)

Uncle from mom's side (mom's brothers)

namdongsaeng (man-dong-saeng)

Younger brother

dongsaeng (dongsaeng)

Younger sibling

yeodongsaeng (yuh-dong-saeng)

Younger sister

In Korea, even if you are not blood-related, if you see an old man or woman, you should call them **harabeoji** (*ha-ra-buh-ji*; grandfather) and **halmeoni** (*hal-muh-ni*; grandmother). Also many Korean call their mother's friends **imo** (*ee-mo*; aunt, mom's sisters).

Now I take a look at a few expressions that have to do with family. I start off with “Do you have a [some word] ?” There are two ways to ask this question in Korean:

09_037188-ch04.qxp 6/24/08 11:07 PM Page 89

Chapter 4: Getting to Know You: Making Small Talk

89

Ask someone if they have people more senior than the person you are

speaking to, such as parents and grandparents: **[some word] kkesu gyeseoyo?** (*[some word] kkae-suh gae-sae-yo*; Do you have a [some word]?) Replace “[some word]” with: parent/s, grandparent/s, uncle/s, and aunt/s.

Or **bumonimkkaeseo gyeseoyo?** (*boo-mo-nimkkae-suh gae-sae-yo*; Do you have parents?)

Ask a general question about whether the person you are speaking to has brothers, sisters, or children: **[some word] i/ga iseoyo?** (*[some word]*

i/ ga ee-ssuh-yo; Do you have [some word]?), replacing “[some word]” with: brothers, sisters, or children. Or you may ask **eonniga iseoyo?** (*un-ni-ga it-ssuh-yo*; Do you have an older sister?). This is a question you ask females only, since you have used the word **eonni** (*un-ni*; older sister) which is used for females only.

Answers to the question about parents may be something like:

ye, bumonimi gyeseyo. (*ye, bu-mo-nim-ee gye-sae-yo*; Yes, I have parents.)

or

aniyo, bumonimi angyeseyo. (*a-ni-yo, bu-mo-nim-ee an-gye-sae-yo*; No, I don't have parents.)

Answers to the question about brothers/sisters/children may be something like:

ye, eonniga itseoyo. (*ye, un-ni-ga ee-ssuh-yo*; Yes, I have an older sister.)
aniyo, eonniga eobseoyo. (*a-ni-yo, un-ni-ga uhb-ssuh-yo*; No, I don't have an older sister.)

Talkin' the Talk

Hong Ser meets Matt on a date and she asks about Matt's family.

Hong Ser:

hyeongje jamaega iseoyo?

hyung-jae ja-mae-ga ee-ssuh-yo?

Do you have brothers and sisters?

Matt:

ne, hyeongi han myeong itgo, yeodongsaengi han

myeong iseoyo.

ne, hyung-ee han-myung-it-go, yuh-dong-saeng-ee

han-myung-ee-ssuh-yo.

Yes, I have one older brother and one younger sister.

Hong Ser:

hyeongnimeun myeot sarieyo?

hyung-nim-eun myuht-sal-ee-ae-yo?

How old is your older brother?

09_037188-ch04.qxp 6/24/08 11:07 PM Page 90

Part II: Korean in Action

90

Matt: hyeongeun

32sarieyo

hyung-eun sam-shi-bee-sal-ee-ae-yo.

My older brother is 32 years old.

Hong Ser:

bumonimeun mwohaseyo?

boo-mo-nim-eun mwo-ha-sae-yo?

What do your parents do?

Matt: bumonimeun

seonsaengnimiseyo.

boo-mo-nim-eun sun-saeng-nim-ee-sae-yo.

My parents are teachers.

Hong Ser:

a, geuraeyo. cham jaldoenneyo

a, geu-rae-yo. cham-jal-dwet-nae-yo.

Oh, that is really great.

Words to Know

cham

cham

Really

mwohasaeyo?

mwo-ha-sae-yo

What do you/they do?

jeonyeok

juh-nyuk

Dinner

deiteu

dae-ee-teu

Date

jeorang sagwillaeoyo? juh-rang-sa-gwil-

Do you want to go

lae-yo

out with me?

Exchanging Contact Information

Giving and receiving contact information is important if you want to keep in touch with someone. You may want to ask for the other person's **imeil juso** (*ee-mae-il joo-so*; e-mail address), **jeonhwabeonho** (*juhn-hwa-bun-*

ho; phone number), **paekseubeonho** (*paekseu-bun-ho*; fax number), or **juso** (*joo-so*; mail-ing address). And if you think that the other person may become an important part of your social or professional life, make sure to give him your **myeongham** (*myoung-ham*; business card). In Korean, when you have met someone for the first time and you are asking for their contact information, you need to ask them in a formal polite form. When you are asking for contact information of someone you have met before, informal polite form is enough.

09_037188-ch04.qxp 6/24/08 11:07 PM Page 91

Chapter 4: Getting to Know You: Making Small Talk

91

Formal polite: **yeollakcheoga eotteoke doesimnikka?** (*yuhl-lak-chuh-ga uh-ttuh-kkae-dwae-shim-ni-kka*; What is your contact information?) You can substitute **yeollakcheo** (*yuhl-lak-chuh*; contact information) with **jeonhwabunho** (*juhn-hwa-bun-ho*; phone number) or some other specific contact information.

Informal polite: **yeollakcheoga eotteoke dwaeyo?** (*yuhl-lak-chuh-ga uh-ttuh-kkae-dwae-yo*; What is your contact information?)

Formal polite: **hoksi myeongham hanjang iseumnikka?** (*hok-shi myoung-ham hanjang-ee-sseum-ni-kka*; Do you have a business card?)
Literal translation: Do you have one business card?

Informal polite: **hoksi myeongham hanjang iseoyo?** (*hok-si myoung-ham hanjang-ee-ssuh-yo*; You have a business card?) *Literal translation:* Do you have one business card?

Some answers to these questions may include the following:

Formal polite: **je myeonghamimnida.** (*jae myoung-ham-im-ni-da*; Here's my business card.)

Informal polite: **je myeonghamieyo.** (*jae myoung-ham-ee-ae-yo*; Here's my business card.)

Formal polite: **kkok yeollakhaejusipsio.** (*kkok yuhl-lak-hae-joo-ship-shi-yo*; Please make sure to contact me.)

Informal polite: **kkok yeollakhaejuseyo.** (*kkok yuhl-lak-hae-joo-sae-yo*; Please make sure to contact me.)

Formal polite: **kkok yeollakhagetseumnida.** (*kkok yuhl-lak-ha-get-ssum-ni-da*; I'll make sure to contact you.)

Informal polite: **kkok yeollakhalkkaeyo.** (*kkok yuhl-lak-halkkae-yo*; I'll make sure to contact you.)

Use the formal polite form to answer if you have met the person you are speaking to for the first time. Informal polite form can be used at any other times.

Formal Korean is fine for professional and business settings, but for parties and bars, it's a bit too formal. So if you need to ask someone for her number or e-mail address at a party or bar, choose the following informal polite sentences.

yeollakcheoga mwoeyo? (*yuhl-lak-chuh-ga mwo-ae-yo*; What's your contact information?)

imeil jusoga mwoeyo? (*ee-mae-il joo-so-ga mwo-ae-yo*; What's your e-mail address?)

jeonhwabeonhoga mwoeyo? (*juhn-hwa-bun-ho-ga mwo-ae-yo*; What's your number?)

kkok yeollakhaeyo. (*kkok yuhl-lak-hae-joo-sae-yo*; Contact me, please.)

Part II: Korean in Action

92

Fun & Games

Fill in the blanks with equivalent English/Korean words.

1. Older sister for a female

2. Younger brother

3. Grandfather on mother's side

4. Aunt on dad's side

5. Oppa

6. Eomoni

7. Samchon

8. Yeodongsaeng

10_037188-ch05.qxp 6/24/08 11:08 PM Page 93

Chapter 5

Eating and Drinking

In This Chapter

Discovering Korean food

Practicing good table manners

Ordering food and conversing at a restaurant

Cooking Korean food

The culinary arts, history, and traditions in Korea are ancient ones that predate refrigeration and electricity. Exploring a culture through its culinary tradition is a great and delicious way to get to know more about the culture. This couldn't be truer with Korean cooking because the dining experience embodies the sense of community, tradition, and history of an ancient culture. Everyone can find something to eat at a Korean table. The variety of Korean food ranges from fresh spring greens tossed in sesame seed oil, soy sauce, and vinegar — for the timid, savory grilled meats wrapped in vegetables, and for the most daring, even live baby octopi dipped in red pepper paste!

This chapter elaborates on the Korean dining experience and how it differs from the dining experience of the West. This chapter also helps you to communicate when you're hungry or thirsty, sitting down to eat, as well as show you the proper table manners, how to order at a restaurant, buy groceries, and proper drinking and dining etiquette. I've also included a few authentic Korean recipes that can be made easily with items available in most grocery stores.

Dig In! Let's Eat!

The variety of side dishes gives each and every Korean meal a very subtle difference in the dining experience. The biggest difference in Korean dining obviously comes from the main dish, which varies and is shared by everyone on the table. Regardless of how the meal is set up, you will encounter many reasons to talk about food, and the sections that follow tell you how to let others know that you're hungry, different words and phrases related to cuisine, as well as the proper table manners you should be using.

Part II: Korean in Action

94

Understanding meal time

The Korean word for a meal is **bap** (*bab*; *meal, rice*). In a broad sense, it simply means, meal. However, when Koreans refer to as **bap** usually, it is a bowl of steamed rice. When sitting at a table, each person is given a bowl of rice, and many side dishes are shared between the people sitting with you at the table, which enhances the sense of community and family in the dining experience. These side dishes are known as **banchan** (*banchan*; side dishes), and it's the variety of these side dishes that create the liquid, ever-changing format of a Korean table. The whole meal itself, **bap** and **banchan**, is also referred to as **bap**.

The verb “to eat,” is **meokda** (*muhk-da*). The phrase **bap meogeoseoyo?** (*bap muh-guh-ssuh-yo*; Have you eaten food?) is a common, casual greetings between friends and family. If you want to ask someone if they would like to eat with you, you would ask **jeorang gachi bap meogeullaeyo?** (*juh-rang ga-chi bap muh-geul-lae-yo*; Would you like to eat with me?) Another verb “to eat” is **deusida** (*deu-shi-dal*). This verb is usually used with more formal form of the word meal, which is **jinji** (*jin-ji*; respectful way of saying meal). Use the phrase **jinji deuseyo** (*jin-ji deu-sae-yo*; Please eat your meal) with foreign dignitary or your elders when you are asking them to eat their meal. In addition, when you are asking them if they have eaten already, use the phrase **jinji deusyeoseoyo?** (*jin-ji deu-syuh-ssuh-yo*; Have you eaten?) instead.

Other times, the meals are referred to according to the time of day. **Achim** (*-a-chim*; morning, breakfast), **jeomsim** (*jum-shim*; lunch time, lunch), and **jeonyeok** (*juh-nyeok*; evening, dinner), which means morning, afternoon and evening, respectively, can be replaced with the word **bap** to refer to the meals. So, **achim meogeotseoyo?** (*a-chim muh-guh-ssuh-yo?*) translates into, “Have you eaten breakfast?” and **jeomsim deusyeosseoyo?** (*jum-sim*

deu-seot-syuh-yo?) into “Have you had lunch?” and **jeonyeok deuseyo** (*juh-nyeok deu-sae-yo*) means, “let’s have dinner” and so forth.

Another word for a meal, a more respectful is **siksa** (*shik-sa*; meal). You use this term when you’re in a more formal setting, like addressing your elders, or people you are not yet familiar with. Siksa hasyeosseoyo? (*Shik-sa ha-syuh-ssuh-yo?*) is a proper and more respectful way of asking, “have you eaten?” These are commonly used when you are asking your parents, in-laws, teachers, and business partners, if they have eaten already. Another phrase **siksa haseoyo** (*shik-sa ha-sae-yo*; please eat) is a proper way to ask some one to eat.

Chapter 5: Eating and Drinking

95

Satisfying your hunger

Gopayo (*go-pa-yo*) means to yearn, or to crave. So, **bae gopayo** (*bae go-pa-yo*), means, “I’m hungry.” In the case of **bae gopayo**, the inflection can change the meaning of the phrase. What I mean by this is, if you say **bae gopayo?**

(*bae-go-pa-yo*), that means, “Are you hungry?”, whereas if you were to say **bae gopayo** (*bae go-pa-yo*),” that means, “I’m hungry.” **bae gopuseyo?** (*bae go-peu-sae-yo*) means are you hungry? in a more respectful way.

Asking someone whether they have eaten or not is more than just a greeting in Korea. It shows consideration of others, which is a quality highly regarded by Koreans. Remember the phrase, “**siksa hasyeosseoyo?** (*shik-sa ha-syuh-ssuh-yo*; have you eaten?” and it will serve you well if you want a Korean person to take you out to eat.

Your **mok** (*mok*) is your neck, or your throat. **mallayo** means dry, or parched.

So, put those two together, and you get, **mok mallayo** (*mok mal-la-yo*), which are translated into “My throat is parched,” or “I’m thirsty.”

In Korean, your **bae** (*bae*) is your stomach. Putting all this together, you can come up with many different ways to suggest to go and eat somewhere. For instance, you could say, “**bae gopayo. bap meogeureo gayo** (*bae go-pa-yo*.

bab muh-geu-ruh ga-yo),” which translates into “I’m hungry, let’s have lunch.”

A variation of this, in a more formal tone, would be, “**bae gopayo. siksa hareo gasijyo.** (*bae go-pa-yo. shik-sa ha-ruh ga-shi-jyo*),” which translates into, “I’m hungry, let’s go have a meal.”

unje (*un-jae*) means, “sometime or when.” **hanbeon** (*han-bun*) means, “once.”

Siksa (*shik-sa*) means “meal.” **hapsida** (*hap-shi-da*) means, “let’s do.” **gachi** (*ga-chi*) means, “together.” Literally translated, **unje hanbeon gachi siksa hapsida!** (*un-jae hanbeon ga-chi shik-sa hap-shi-da*) means, “let’s share one meal sometime.” In casual Korean usage, it’s an expression that is used to stay in touch with acquaintances without actually committing to a plan. An English equivalent would be, “we should get together for dinner sometime.” If you get rid of the word **unje**, which means “sometime,” and **hanbeon**, which means, “once,” and **gachi**, which means “together,” the phrase **siksa hap-shida** (*shik-sa hap-shi-da*) becomes more like a request.

Sitting down to eat

The first thing you may notice about a Korean table is that it looks quite busy. You have a bowl of rice in front of you, possibly a small bowl of soup, a pair of chopsticks, and a spoon sits to your right. Surrounding your bowls of rice and soup are these little plates containing various vegetables and meats and eggs which are called **banchan** (*banchan*; side dishes). A staple sidedish, or **banchan** in Korean cooking is **gimchi** (*gim-chi*), which is pickled cabbage.

A meal without **gimchi** is unthinkable for most Koreans.

Part II: Korean in Action

96

If you and a friend were to go to a Korean restaurant, you would have your bowl of rice, and a small bowl of soup. The main dishes would be put

between the two of you, surrounded by little side dishes, which you two share. This is quite different from the Western dining experience where everyone gets their own portion and eats from their own plates. This sharing of meals and mixing of utensils may turn off some Westerners overly concerned with germs.

In every Korean household the whole family shares meals every day at the dinner table. Even at Western restaurants, you may see Koreans sharing meals by swapping halves of their dishes, as sharing a meal is an important aspect of Korean dining.

sutgarak (*soo-ga-rak*), **sutgal** (*soot-gal*), or **sujeo** (*soo-juh*) means a spoon, and **jeotgarak** (*juh-ga-rak*), or **jeotgal** (*jut-gal*) means chopsticks. These two utensils are all you ever need in eating Korean food, but if you're not familiar with using chopsticks, feel free to ask for a fork and knife, which most restaurants will be happy to provide for you.

I've included a few vocabulary terms in Table 5-1 so that you may familiarize yourself with various Korean terms used in and around the kitchen.

Table 5-1

Culinary Terms

Korean Word

Pronunciation

Translation

keop

kup

Cup

jeopshi

jup-shi

Plate

jaengban

jaengban

Tray

gonggi

gong-gi

Bowl

sogeum

so-geum

Salt

seoltang

suhl-tang

Sugar

huchu

hoo-choo

Black pepper

sikcho

shik-cho

Vinegar

chamgireum

cham-gi-reum

Sesame seed oil

seupageti

seu-pa-gae-tee

Spaghetti

ppang

ppang

Bread

pija

pee-ja

Pizza

saelleodeu

sa-el-uh-deu

Salad

Chapter 5: Eating and Drinking

97

Korean Word

Pronunciation

Translation

saendeuwichi

saendeu-wee-chi

Sandwich

seuteikeu

seu-tae-ee-keu

Steak

pa

pa

Green onions

yangpa

yang-pa

Onions

tomato

to-ma-to

Tomato

beurokeolli

beu-ro-col-li

Broccoli

yangbaechu

yangbae-choo

Cabbage

gamja

gam-ja

Potato

gogi

go-gee

Meat

sogogi

so-go-gee

Beef

dakgogi

dak-go-gee

Chicken

dwaejigogi

dwae-jee-go-gee

Pork

saengseon

saeng-sun

Fish

gyeran

gae-ran

Egg

maneul

ma-neul

Garlic

danggeun

danggeun

Carrot

dubu

doo-boo

Tofu

mandu

man-doo

Dumpling, pot sticker

subak

soo-bak

Watermelon

sagwa

sa-gwa

Apple

orenji

o-ren-jee

Orange

You will find very little difference between breakfast, lunch, and dinner in Korean cooking. Many Koreans eat a bowl of rice for breakfast, lunch, and dinner. The difference is that the breakfast tends to be a bit lighter with soups in light broth and maybe some fish. Lunch is a robust affair, with a variety of choices, and dinner usually consists of a main dish which is either fish or some kind of meat. A drink after work is a temptation that many working Koreans find hard to resist. Especially during dinner with friends or co-workers, liquor often finds its way onto the table. This is also a great way to build relationships between people and co-workers. (See the section, “Drinking, Korean Style,” later in this chapter for more on drinking alcohol.) 10_037188-ch05.qxp 6/24/08 11:08 PM Page 98

Part II: Korean in Action

98

Practicing good table manners

Due to its Confucian background and history, honoring elders is an important aspect in Korean culture. Even the eating habits of Koreans exhibit this. But there is more to table manners than simply honoring your elders. In fact, in Korea, the following slight gestures and mannerisms will show the people you are dining with that you took the time to learn the proper etiquette and will go a long way in impressing them: Your spoon should never be picked up until the elder at the table picks up his spoon.

Don't talk loudly during meals or make slurping or smacking sounds while eating.

After finishing your meal, you should put the spoon and chopsticks back to their original setting, and not leave them in the bowl.

You should not rise from the dining table before other members have finished their meal.

Before the meal, you always thank your host by saying, “**jal meokgetseumnida**” (*jal muh-get-sseumni-da*; I will eat it well).

After the meal, it is customary to compliment the cook or the host, oftentimes by saying, “**jal meogeotseumnida**” (*jal muh-guh-sseumni-da*; I have eaten it well).

You should always offer to pour a drink for your elders, and you should pour with the right hand, as you support your right wrist with your left hand.

In receiving a drink, the hand positions should be the same, with your right hand holding the cup and your left hand supporting your right wrist, with your head slightly bowed.

Getting to Know Korean Cuisine

Because the country is situated in a peninsula, the Koreans eat a lot of seafood. Though their staple is rice and vegetables, meats, poultry, and fish are enjoyed in moderation, cooked with seasonal vegetables. Korean culinary history predates electricity and refrigeration, and if you ever travel to the countryside in Korea, you can still see how the food was kept before the days of electricity. In front of many houses in the countryside, you can see rows and rows of wide, earthenware crock jars that sit on nice, well-ventilated stands. These jars contain everything from soy sauce, hot pepper paste, soybean paste, to all different kinds of **gimchi** (*gim-chi*; pickled cabbage), and the biggest one usually contains rice.

Chapter 5: Eating and Drinking

99

Popular dishes

One cannot discuss Korean cuisine without mentioning **gimchi** and here's why: while the term **gimchi** is generally used to describe **tongbaechu gimchi** (*tongbae-choo gim-chi*; whole Chinese cabbage gimchi), **gimchi** is made with many different vegetables and varies from region to region. For example, **chonggak gimchi** (*chonggak gim-chi*) uses a similar fermentation technique on small turnips instead of cabbage. Other types of **gimchi** include **oi sobaegi** (*o-ee so-bae-gi*; **gimchi** made with cucumbers), **baek gimchi** (*baek-gim-chi*; white **gimchi** where no red pepper flakes are added), **mul gimchi** (*mool gimchi*; water **gimchi** which has a refreshing broth), **dongchimi** (*dongchi-mi*; watery radish **gimchi**), **bossam gimchi** (*bo-ssam gim-chi*; wrapped **gimchi**), and **kkakdugi** (*kkak-doo-gi*; diced radish **gimchi**) just to name a few. **gimchi** is now worldly known to have curative properties, aids in proper digestion, and even prevents various types of cancers. **gimchi**, as well as **doenjang** (*dwen-jang*; soy bean paste), **ganjang** (*ganjang*; soy source), and **gochujang** (*go-choo-jang*; red pepper paste) are kept in earthenware jars so that the cabbage can ferment and breathe through the jars. Plus, these hardy jars also kept out pests, vermin, and insects.

These earthenware, crock jars that **gimchi** and other foods and sauces are kept in aid in the natural fermentation process of foods by keeping the temperature consistent and absorbing toxins that are innocuous to humans. In order to keep these jars at a consistent temperature, some of the jars are kept in caves or brooks during the summer time, and during the winter time, some of these jars are buried in the ground to prevent the contents from freezing. The items stored in these jars sometimes takes months, or years to cure properly, and many hours of care and dedication go into taking care of these jars. Indeed, the secret to great cooking is passed down through generations, with one generation teaching the other this very method of keeping

food. The spirit of Korean culture is embedded in **gimchi** and the care and devotion it takes to make this tasty dish is an embodiment of the soul of Korea. Even in the city, many families have a **gimchi naengjanggo** (*gim-chi naengjang-go*), a special refrigerator dedicated to keeping home-made **gimchi** in their apartments and high-rises.

Enough about **gimchi**, as there are plenty of other things to try in Korean cooking than just pickled vegetables. A very popular dish in Korea is **bulgogi** (*bool-go-gi*; marinated beef), when translated literally means, “fire meat.” This generally refers to strips of beef, marinated in various sauces and grilled over an open flame. There’s also **dwaeji bulgogi** (*dwae-ji bool-go-gi*; marinated pork), and **dak bugogi** (*dak bool-go-gi*; marinated chicken), which are marinated pork and chicken, respectively. The marinades for the different kinds of meat are different, and the pork and chicken variation of **bulgogi** tend to be a bit more spicy, whereas the traditional beef **bulgogi** is sweet and savory.

Part II: Korean in Action

100

Koreans are big on soup, too. Soup usually falls under one of these two categories:

guk (*gook*; soup): Tends to be lighter and has almost a clear broth.

jjigye (*ji-gae*; stew): A soup rich and strong in flavor, and much thicker in consistency.

guk and **jjigye** rarely share a table, but an important distinction is still made between the two. Usually, **guk** is served in a small bowl next to your bowl of rice, whereas a big bowl of **jjigye** sits in the middle of the table and is shared by all. Here's a little trick to know what's **jjigye** and what's **guk**. If you see people spooning the soup into their bowl of rice, chances are, they're eating **jjigye**. If you see the person dump their bowl of rice into the soup, chances are they're eating **guk**.

Setting time for a meal

Once you agree to a set time for a meal, it is considered rude to be late.

Especially if the person you are meeting is someone older than you, you are expected there beforehand to greet the elder when they arrive. As a matter of fact, it's considered good manners to arrive early regardless of your age, but it is considered incredibly rude to keep an elder waiting. If you do see the person you are to meet already at the location, you can say, "**oraetdongan gidarisyeosseoyo?** (*o-raet-dong-an gi-da-ri-syuh-ssuh-yo*)," which means, "Did you wait long?" They will usually say, "**aniyo, onji eolma andoeyo**" (*a-ni-yo, on-ji ul-ma an-dae-yo*; No, I've just arrived), even if they had been there a while. You can also say, "**neujeoseo joesonghaeyo**" (*neu-juh-suh jwae-songhae-yo*; I'm sorry I'm late), then bow, if you were late. Not to say that you should be early to every meeting,

but punctuality is a sign of your consideration of others, and therefore a value highly regarded among Koreans.

Liking and disliking with adjectives

Do you like what you're eating? Perhaps you don't care much for it. Well, if you want to communicate that, check out Table 5-2 for some examples.

Table 5-2 Words and Phrases to Describe Liking Food . . . Or Not!

Korean Word/Phrase

Pronunciation

Translation

mat

mat

Flavor

aju

a-joo

Very

neomoo

nuh-moo

Really

Chapter 5: Eating and Drinking

101

Korean Word/Phrase

Pronunciation

Translation

eopseoyo

uhp-ssuh-yo

It's not there or not exist

iseoyo

ee-ssuh-yo

Is there or does exist

mat eopseoyo

mat uhp-ssuh-yo

Flavor is not there, it is not tasty

aju mat iseoyo

a-joo ma shi-ssuh-yo

Flavor is there very much, it is

very delicious

darayo

da-ra-yo

It's sweet

aju darayo

a-joo da-ra-yo

It's very sweet

jjayo

jj-a-yo

It's salty

neomoo jjayo

nuh-moo jj-a-yo

It's really salty

syeyo

syuh-yo

It's sour

Dining Out

The service mentality in the Korean food and service industry is second to none. You can easily get the attention of the waitstaff by making eye contact with them, but you can simply call them over to your table as well, by saying, **yeogiyo** (*yuh-gi-yo*; here), or **sillye hamnida** (*shil-lae-ham-ni-da*; excuse me).

jumoon badajuseyo (*joo-moon ba-da-joo-sae-yo*) means, “please take our order,” or “we’re ready to order,” and **gyesan haejuseyo** (*gae-san hae-joo-saeyo*) means, “can I have the check, please.”

The sections that follow give you the info you need to successfully and confidently navigate public eateries in Korea.

Understanding what’s on the menu

At most restaurants, the menu explains in English what the dishes are all about. If the menu contains only Korean words, feel free to ask the person you’re with, or the waitstaff and they will be more than happy to help you.

A thing to remember about Korean cooking is that there are no set courses.

A meal is a continuous process that begins with the main course and ends with fruit, or a sweet drink. It is considered bad manners to leave rice in the bowl, so do try to finish. It is generally a good idea to take a look around the restaurant to see what other people are eating. If you feel a little daring, you can always point at another table and say, **jeogeo juseyo** (*juh-guh joo-sae-yo*; give me that one), or **jeobuni deusineunggeo juseyo** (*juh-boon-ee deu-shi-neun-guh joo-sae-yo*; I’ll have what that person’s having).

Part II: Korean in Action

102

Looking at a menu at a Korean restaurant, you may feel a little lost, because the words seem so foreign. Don't be afraid to ask questions, as Koreans are most proud of their foods and recipes and will go great lengths in describing what it is that you're about to order. You will find that they will be quick to accommodate you if you show a little daring and inquisitiveness. You can ask your waiter the following phrases. Point to an item on the menu and say **igeoneun eottaeyo** (*ee-guh-neun uh-ttae-yo*) which means "how about this?" or **eotteon eumsigi masiseoyo** (*uh-tteon eum-shi-gi ma-shi-ssuh-yo*) which means "what food is good here?"

Ordering at a restaurant

Because the word **juseyo** (*joo-sae-yo*) means, "please give to me," you can use this phrase to ask for many things, not just at a restaurant, but around town.

To start with a couple of simple ones, you can say, **mul hanjanman juseyo** (*mool han-jan-man joo-sae-yo*), which means, "please give me one glass of water." If you want another bowl of rice at the restaurant, say **bap hangongi deo juseyo** (*bab hangongi duh jou-sae-yo*; please give me one more bowl of rice)? Table 5-3 gives you some more words you may want to use at a restaurant.

Table 5-3

Words to Use at a Restaurant

Korean Word

Pronunciation

Translation

bap

bab

Rice

han (in both **hangongi** and

han

One

han-geureut)

gongi and **geureut**

gong-gi, geureut

Bowl or container

deo

duh

More

juseyo

joo-sae-yo

Please give to me

jusillaeyo?

joo-shil-lae-yo

Will you give it to me?

You can ask for many other items that you may want when you're dining at a Korean restaurant. **keopi hanjanman jusillaeyo** (*kuh-pee han-jan-man joo-shil-lae-yo*)? Translates into, "May I have a cup of coffee?" You can also say, **yeogi banchan jom deo juseyo** (*yuh-gi banchan jom duh joo-sae-yo*), which translates into, "please give us some more side dishes here." A simple way to ask for things is to say, **igeo jusillaeyo** (*ee-guh joo-shil-lae-yo*)? (Will you please give me this one?), or **jeogeot jom deo jusillaeyo** (*juh-guh jom duh joo-shil-lae-yo*)? (can I please have some more of that?)

10_037188-ch05.qxp 6/24/08 11:08 PM Page 103

Chapter 5: Eating and Drinking

103

When the person brings you whatever that you're looking for, you should always say, **gamsahamnida** (*gam-sa-ham-ni-da*), which simply means, "thank you." Another way of saying thanks is to say, **gomapseumnida** (*go-map-sseumnida*). They're both acceptable ways of saying thanks and be polite at the same time, but **gamsahamnida** is the more formal of the two.

Smoking in front of an elder before he has lit up himself is considered a great faux pas in Korean culture. If the elder does not smoke, you shouldn't smoke in front of him, either. If the elder does smoke, you should wait until he lights the first cigarette and have it not facing the elder, preferably down wind. And of course, blowing smoke in someone's face is considered rude in any given culture, but much more so and disrespectful if you do it to an elder in Korea.

Ordering at a roadside shop

The streets of Korea are filled with these little roadside shops that sell everything from puffed rice snacks, to ramen, to sweet cakes, to rice cakes and all other kinds of food you can think of. Sometimes they're called, **pojang macha** (*po-jang ma-cha*), which means, "a covered wagon." Many of these roadside shops are open well into the night and you can see a myriad of people frequent these places, oftentimes leaving a bar or a club late at night. These "covered wagons" usually are quite specific in what they offer, and their choices are rather slim. A **pojang macha** could specialize in ramen noodles only, or rice cakes only. You rarely see a variety of menu items because of its smaller size, but each wagon will at least offer you one or two similar types of items. Depending on what you feel like, you can go and hunt out the right **pojang macha** to fit your taste. They're usually parked close together, so you wouldn't have to walk far to find what you're looking for.

Simply go into the one that you desire, and most of the time, you will find a long bench and a table across from the owner. Whatever it is that you're looking for, just add "**juseyo**" to it and they'll be happy to give it to you. For example, **tteokbokgi juseyo** (*dduk-bok-gi joo-sae-yo*; please give me rice cakes in red pepper sauce) and **odeng juseyo** (*o-daeng joo-sae-yo*; please give me fish cakes). Remember to thank the owner when your food arrives, and also remember to say, **jal meogeotseumnida** (*jal muh-guh-sseumni-da*; I've eaten well) when you're done. After a satisfying late night snack, you can say, **gyesan haejuseyo** (*gae-san hae-joo-sae-yo*; I would like to pay now). And the owner will tell you how much you owe for the food you've eaten.

As you leave the roadside shop, or any restaurant for that matter, you can say, **annyeonghi gyeseyo** (*an-young-hee gye-sae-yo*; be well here, stay in peace), or **sugo haseyo** (*soo-go ha-sae-yo*; work hard or keep up the good work). They're both acceptable forms of greeting when you're departing.

They'll most likely say **annyeonghi gaseyo** (an-young-hee ga-sae-yo ; be well

Part II: Korean in Action

104

leaving or go in peace). **annyeonghi gyeseyo** is a greeting that can be used for everyone when you're leaving, and **sugo haseyo** is usually said to people who are working, as in the waitstaff, the cook, the owner of the restaurant, and so forth. You can say **sugo haseyo** to anybody that works when you leave their place, be they a barber, a tailor, a lawyer, and so on.

Talkin' the Talk

James and Peter meet at a street and decide to go out to eat.

James:

peter ssi! oraenmanieyo!

pete-sshi! o-raen-man-ee-ae-yo!

Peter! Long time no see!

Peter:

james ssi! jal iseoseoyo?

james-sshi! jal-ee-ssuh-ssuh-yo?

James! Have you been well?

James:

ne ne. siksa hasyeoseoyo?

ne ne. shik-sa ha-syuh-ssuh-yo?

Yes, yes. Have you eaten?

Peter:

aniyo. ajik an meogeoseoyo. gachi siksa halleyo?

a-ni-yo. a-jik an muh-guh-ssuh-yo. ga-chi shik-sa hal-lae-yo?

No. I haven't eaten yet. Shall we eat together?

James:

joayo. eodiro gasillaeyo? jungguk sikdang? miguk eumsik?

jo-a-yo. uh-dee-ro ga-shil-lae-yo? joong-goog shik-dang? mi-gook eum-shik?

Good. Where shall we go? Chinese restaurant?

American food?

Peter:

miguk sigdangeuro gayo. yeogi geuncheoe mannin-neun daega iseoyo.

mi-goog shik-dang-eu-ro ga-yo. yuh-gi geun-chuh-ae ma-shim-neundae-ga ee-ssuh-yo.

Let's go to an American restaurant. There is a good one right around here.

Chapter 5: Eating and Drinking

105

James:

hanguk eumsigeun eottaeyo? yeogi geuncheoe

bulgogi jipi hana inneundae. mannitge jalhaeyo.

*han-goog eum-shik-eun uh-ttae-yo? yuh-gi geun-
chuh-ae bool-go-gi jeep-ee ha-na-in-neun-dae. ma-
shi-ge jal-hae-yo.*

How about Korean food? There's one boolgogi place
around here. They're very good.

Peter:

joayo! gasijyo!

jo-a-yo! ga-shi-jyo!

Good! Let's go!

Words to Know

siksa

shik-sa

Meal

sikdang

shik-dang

Restaurant

sutgarak, sutgal, soo-ga-rak, soot-gal, Spoon

sujeo

soo-juh

jeotgarak, jeotgal juh-ga-rak, jut-gal

Chopsticks

pokeu

po-keu

Fork

kal

kahl

Knife

ajik

a-jik

Not yet

gachi

ga-chi

together

miguk sikdang

mi-goog shik-dang

American restaurant

geuncheo

geun-chuh

Nearby

masitneun

ma-shin-neun

Delicious, tasty

maseomneun

ma-dum-neun

Not tasty

bulgogijip

bool-go-gi-jeep

Marinated beef house

oraenmanineyo

o-ran-man-ee-nae-yo

It's been a long time

jal iseoseoyo

jal ee-ssuh-ssuh-yo

Have you been well?

10_037188-ch05.qxp 6/24/08 11:08 PM Page 106

Part II: Korean in Action

106

Chatting with the waitstaff

A good phrase to know in Korean when ordering at a restaurant would be, **ige mwoeyo** (*ee-gae mwo-ae-yo*)? This phrase translates into, “What’s this?” Point at an item on the menu and ask this question, and most of the time, the waitstaff will explain to you the ingredients and preparations of the dish. **igeone-unyo** (*ee-guh-neun-yo*)? Means, “What about this one?” You can also ask, **yeogi mwoga masisseoyo** (*yuh-gi mwo-ga ma-shi-ssuh-yo*)?, which translates into, “What’s good here?” You can also ask, **yeogi jeonmuni mwoeyo** (*yuh-gi juhn-moo-nee mwo-ae-yo*), which translates into, “What’s the specialty here?”

You may also hear the waiter or waitress say, **mwo deusillaeyo** (*mwo deu-shil-lae-yo*)?, which means, “What would you like to eat?” They may also ask you, **jumun hasillaeyo** (*joo-moon ha-shil-lae-yo*)?, which means, “Are you ready to order?”

Many Koreans are happy to suggest something for you, but be aware of what you’re about to eat, and you should always ask what’s in it before you venture into a wild, culinary experience. You could be leaving the restaurant with your mouth on fire because of the spices, or be staring at a plate of raw fish wondering where you went wrong.

Finding restrooms

hwajangsil (*hwajang-shil*) is the Korean word for a bathroom/restroom.

eodieyo (*uh-dee-ae-yo*)? and **eodi iseoyo** (*uh-dee ee-ssuh-yo*)? are two variations on the question, “Where is [some word]?” If you want to ask “Where is the bathroom?” use the phrase **hwajangsiri eodieyo** (*hwajang-shi-ree uh-dee-ae-yo*)? Of course, you should never walk up to a stranger

and just blurt out, “Where’s the bathroom?” You should approach people with the phrase,

sillyehamnida (*shil-lae-ham-ni-da*), which means, “excuse me.” So, you get someone’s attention by saying, **sillyehamnida, hwajangsiri eodi iseoyo** (*shil-lae-ham-ni-da. hwajang-shi-ree uh-di-ee-ssuh-yo*)? Which is translated, “Excuse me, but where is the bathroom?” This question can be asked in any public buildings where there are washrooms, not just in restaurants.

Remember to say, **gamsahamnida** (*gam-sa-ham-ni-da*; thank you) when they direct you to the washroom.

Paying for your meal

If you’re with company, you should always offer to pay, even though it will usually be met with fierce resistance. Paying for others not only shows your generosity, it will advance your acquaintanceship with a Korean person because the next time, they will surely pay. Paying for other’s meal will guarantee a continuation in friendship because the other person will feel indebted to your sense of generosity and will try to reciprocate.

Chapter 5: Eating and Drinking

107

The phrase to say is, **yeogi gyesan haejuseyo** (*yuh-gi gae-san hae-joo-sae-yo*), which translates into, “I would like to pay now.” Another commonly used phrase is **yeogi eolmaeyo** (*yuh-gi ul-ma-ae-yo*)? Which means “How much is it here?” Korean use the word **yeogi** (*yuh-gi*; here) when they are referring to themselves very often.

Drinking, Korean style

When a friend asks you to go bar hopping, or clubbing, or when you’re entertaining a business partner, you’ll run into situations when alcoholic beverages are in the mix. Generally, Koreans raise their glass and say, “**geonbae**”

(*guh-n-bae*) before drinking. It simply means, “cheers!” Remember these drinking etiquette tips:

It’s customary for the younger to pour the drink for the elder.

There is proper etiquette for pouring as well. If you are the younger, you should hold the bottle with your right hand, while supporting your right wrist with the left hand as you pour.

The younger should not drink until the elder takes the first sip, and the younger usually turns away from the elder to take a drink with both hands.

Koreans will forgive lapses in etiquette amongst foreigners, as it is not expected of them. Between Koreans, however, these drinking rituals are usually kept. Keep up with these little rituals and you’ll impress the

Koreans you drink with, which will go a long way in cementing your relationship with that person.

Table 5-4

Lists of Drinks

sul

sool

Alcoholic beverage

maekju

maek-joo

Beer

qain

wah-een

Wine

yangju

yang-joo

Foreign alcoholic beverages in general

(e.g., whisky, vodka, and so on)

wiseuki

wee-seu-kee

Whiskey

bodeuka

bo-deu-ka

Vodka

soju

so-joo

Distilled Korean rice wine

mul

mool

Water

(continued)

Part II: Korean in Action

108

Table 5-4 (continued)

keopi

kuh-pee

Coffee

uyu

oo-yoo

Milk

juseu

joo-sseu

Juices

sagwa juseu

sa-gwa joo-sseu

Apple juice

orenji juseu

o-ren-jee joo-sseu

Orange juice

cha

cha

Tea

nokcha

nok-cha

Green tea

insamcha

in-sam-cha

Ginseng tea

Chapter 5: Eating and Drinking

109

Fun & Games

A.

B.

C.

D.

E.

F.

G.

Identify these fruits and vegetables and write their Korean names below.

A. _____

B. _____

C. _____

D. _____

E. _____

F.

G. _____

Part II: Korean in Action

110

11_037188-ch06.qxp 6/24/08 11:08 PM Page 111

Chapter 6

Shopping Made Easy

In This Chapter

Going to stores

Comparing merchandise

Shopping for clothes and groceries

Identifying bargains and haggling

Touting the 12th largest economy in the world, and being about the size of Indiana, one can find just about anything they're looking for in South Korea. Whether it's imported goods, consumer electronics, local flavors or treasures, there is something for everyone in South Korea. This chapter will help you find those items that you seek, allow you to navigate from the smallest shops to the largest department stores, help you navigate through prices, colors, quantity, and merchandise. This guide will also help you get the better deal, should a situation arise.

You can find many designated shopping areas for tourists in many parts of South Korea with well-lit, huge department stores that feature not only authentic Korean goods and wares but also Western wares. You can best find Western wares at these large commercial areas. Whether you're looking for souvenirs like a pair of **jangseung** (*jangseung*; wooden guardians, protectors of villages), or a fancy **yangbok** (*yang-bok*; Western-style suit, business suit), this chapter shows you how to pick out the right one as well as haggle over the price.

Navigating Stores

If you ever find yourself in Seoul, and feel the need to shop, you can find several places that you should definitely look into. Inside the four main gates vicinity, are **myeongdong** (*myoung-dong*; city of Myeongdong), **dongdaemun sijang** (*dongdae-moon shi-jang*; East gate market), and **namdaemun sijang** 11_037188-ch06.qxp 6/24/08 11:08 PM Page 112

Part II: Korean in Action

112

(*nam-dae-moon si-jang*; South gate market). **itaewon** (*ee-tae-won*; city of Itaewon) is a shopping and dining district that is very popular with the foreigners, and you can find great bargains here as well. The following sections give you the ins and outs of what type of stores you can find as well as how to shop in them.

Visiting department stores, markets,
and small shops

You can always find a shopping district no matter what province you find yourself in Korea. **baekhwajeom** (*baekhwa-jum*; department store) are everywhere in major urban areas, displaying items from all over the world.

Especially near tourist attractions, you can always find a shopping complex nearby, usually within walking distance. Whether you're looking for **hyangsu** (*hyang-soo*; perfume), **hwajangpum** (*hwajang-poom*; cosmetics), **ot** (*ot*; clothes), or **jangnangam** (*jangnan-gam*; toys), you can find them all in a **baekhwajeom**.

Although these large department stores are usually the best places to get what you're looking for, if you have the spirit of adventure in you and are dying to get some more local flavor, you can try going out into the city and walking into a small **gaje** (*ga-gae*; store). You can find these little shops everywhere, with their windows displaying their merchandise facing the street. Although their selections are limited due to their size, you can find something authentic or genuinely Korean better in these stores rather than at big department stores.

If you crave the hustle and bustle of a market, you may try to look for a **sijang** (*shi-jang*; market), or a **byeoruk sijang** (*byuh-rook-shi-jang*; flea

market). Flea markets tend to pop up mostly during weekends at designated locations, and usually are held for that day only. A myriad of humanity sell and push their wares here, and occasionally, people have been known to find the bargain of a lifetime at these places. **sijang** is more like an outdoor market, where fresh foods and produce are bought and sold at a lively pace.

The hustle and bustle of these open air markets cannot be beat. Whether you're looking for fabric, used books, dried fish, cooking utensils, watches, electronic equipment, or clothes, there is an open market for just about anything that you're looking for. If you're looking for that one bargain of a lifetime, you may be able to find it in any one of these open air markets. You can also find those rare and unusual items at these markets.

Dongdaemun sijang 11_037188-ch06.qxp 6/24/08 11:08 PM Page 113

Chapter 6: Shopping Made Easy

113

(*dongdae-moon shi-jang*; East gate market), for example, is the “Total Bazaar Fair” of Seoul, with everything from books to records to tools to shoes to clothes to musical instruments and antiques. You can normally handle the items, and the good-natured merchants won’t snub you. This is also an excellent place to haggle and negotiate for the best price, as prices vary from one merchant to the next.

Merchants won’t like it if you take pictures of their merchandise. Some of them won’t like you handling either, especially if you don’t buy the item afterwards, but this depends on the individual merchants.

Talkin’ the Talk

Jane and Mona decide to go shopping for the day. They decide where to go.

Jane:

jeo oneul sijange gayadoeyo.

juh oh-neul shi-jang-ae ga-ya-dwae-yo.

I have to go to the market today.

Mona:

jeoduyo. ga-chi gal-lae-yo?

juh-doo-yo. ga-chi gal-lae-yo?

Me, too. Shall we go together?

Jane:

joayo. uri sijange gatdaga baekhwajeomdo gayo.

jega hwajangpumi piryohaeyo.

*jo-a-yo. oo-ree shi-jang-ae gat-da-ga baekhwa-jum-
do ga-yo. jae-ga hwajang-poom-ee pi-ryo-hae-yo.*

Good. Let's go to the department store after the
market. I need some make-up.

Mona:

geuraeyo. jeodu ot hanbeol saibeullyeoguyo.

*geu-rae-yo. juh-do ot han-bul sah-ee-beul-yuh-
goo-yo.*

Let's do that. I want to buy new clothes.

Jane:

ppalli gayo. sijange ppalli gaya baekhwajeome gajyo.

*ppal-li ga-yo. shi-jang-ae ppal-li-ga-ya baekhwa-jum-
ae ga-jyo.*

Let's hurry. The faster we go to the market, the
sooner we can go to the department store.

Part II: Korean in Action

114

Words to Know

baekhwajeom

baekhwa-jum

Department store

sijang

shi-jang

Market/Grocery store

byeoruk sijang

byuh-rook-si-jang

Flea market

seonmul

suhn-mool

Present/gift

chaek

chaeg

Book

eumban

eum-ban

Music record

jangnangam

jangnan-gam

Toys

sinbal

shinbal

Shoes

undonghwa

oon-dong-hwa

Gym shoes

ot

ot

Clothes

hanbok

han-bok

Traditional Korean clothes

yangbok

yangbok

Western style suit

baji

ba-ji

Pants

chima

chi-ma

Skirt

boseok

bo-suk

Jewelry

banji

ban-ji

Ring

mokgeori

mok-guh-ri

Necklace

Browsing around

When you're in a store, the owner or the employee will come up to you to ask you if you need any help. In the large department stores, you'll most likely find an employee who speaks English, but at the smaller locations, or mom-and-pop establishments, you may not. Most often, you'll hear the owner or employee say, "**mueoseul chajeuseyo?**" (*moo-uh-seul cha-jeu-sae-yo?*; what are 11_037188-ch06.qxp 6/24/08 11:08 PM Page 115

Chapter 6: Shopping Made Easy

115

you looking for?) or “**eotteoke dowadeurilkkayo?**” (*uh-ttuh-kae do-wa deu-ril-kka-yo?*; how can I help you?). If you’re just browsing, you can say,

“**gugyeonghareo wasseoyo**” (*goo-gyoung-ha-ruh-wa-ssuh-yo*; I’m just here to browse). **gugyeong** (*goo-gyoung*) means to browse, or to spectate, so when you tell the employee that you’re just here to browse, most of the time, they will let you undisturbed.

Asking for help

If you decide that you do need some help, you can always flag down the employee by saying, “**sillyehamnida**” (*shil-lae-ham-ni-da*; *Excuse me*). When you’re looking for something, you can ask by saying, “**eodi itjyo?**” (*uh-dee itjyo?*) or **eodi isseoyo?** (*uh-dee ee-ssuh-yo*, ” which both means, “where is it?” If you know what the item is called in Korean, you can just add the phrase, “**eodi itjyo** (*uh-dee it-jyo*) or **eodi isseoyo?**” (*uh-dee ee-ssuh-yo?*) after the thing you are looking for to ask for the location of it. For example, if you are looking for some toys, you can ask **jangnangamee eodi itjyo?** (*jangnan-gam-ee uh-dee it-jyo*; where are the toys?). If you’re looking for a suit, you can ask the employee, “**yangbogi eodi isseoyo?**” (*yang-bo-gee uh-dee ee-ssuh-yo?*). If you’re looking for a souvenir, you can ask, “**ginyeompumi eodi isseoyo?**” (*gee-nyum-poom-ee uh-dee ee-ssuh-yo?*). Another useful phrase might be “**jeojom dowajusillaeyo?**”

(*juh-jom do-wa joo-shil-lae-yo?*) which means “Can you please help me?”

Talkin’ the Talk

Jane asks an attendant for help at a department store.

Jane:

sillyehamnida. jeo jom dowajusillaeyo?

shil-lae ham-ni-da. juh jom do-wa-joo-shil-lae-yo?

Excuse me. Can you help me?

Attendant:

ye sonnim. eotteoke dowadeurilkkayo?

ye son-nim. uh-tuh-kae do-wa-deu-ril-kka-yo?

Yes patron (customer). How can I help you?

Jane:

yeoja ot hago hyangsuga eodi itjyo?

yuh-ja ot ha-go hyang-soo-ga uh-dee it-jyo?

Where are women's clothes and perfume?

Attendant:

ye. samcheunge itseumnida.

ye. samcheung-ae ee-sseum-ni-da.

Yes, They are on the third floor.

Part II: Korean in Action

116

Jane:

gomawoyo. aideul jangnangameun eodi itjyo?

go-ma-wo-yo. a-ee-deul jangnan-gam-eun uh-dee it-jyo?

Thank you. Where are the children's toys?

Attendant:

ye. jangnangameun sacheunge itseupnida.

ye. jangnan-gam-eun sacheung-ae ee-sseum-ni-da.

Yes, the toys are on the fourth floor.

Jane:

gomawoyo

go-ma-wo-yo.

Thank you.

Words to Know

sonnim

son-nim

Customer/guest

jiha

jee-ha

Underground/basement

ilcheung

ilcheung

1st floor

icheing

ee-cheung

2nd floor

samcheung

samcheung

3rd floor

sacheung

sacheung

4th floor

itseupnida

ee-sseup-ni-da

It's there/it's at [some word]

eotteoke

uh-ttuh-kae

How

eodi

uh-dee

Where

Comparing Merchandise

You should familiarize yourself with several words if you want to compare one item with another. **ige** (*ee-gae*), or **igeo** (*ee-guh*) means “this one,” **jeoge** (*juh-gae*) or **jeogeo** (*juh-guh*) means “that one.” **igeo** (*ee-guh*; this one) and **jeogeo**(*juh-guh*; that one) are two good words to know. **joayo** (*jo-a-yo*) means “good.” You can add the prefix **an-** in front of the word **joayo** and its variation **anjoayo** (*an-jo-a-yo*) denote something that is “not good.” Other useful words to know will be **ssada** (*ssa-da*; cheap, good bargain) and **bissada** (*bi-ssa-da*; expensive).

Chapter 6: Shopping Made Easy

117

nappayo, (*na-ppa-yo*) means “bad,” and should never be used when comparing goods in Korea. When comparing items, Koreans generally use the phrase

“**anjoayo** (*an-jo-a-yo*; not good)” opposed to “**nappayo** (*na-ppa-yo*; bad).”

Try not to insult the shopkeeper by insinuating that his wares are “bad.”

Generally, you want to state what you prefer, or what you like better, than what you don’t like, or what you consider bad.

Comparing several items

When you find that one item that you like out of many, you can point to an item and say, “**igeotdeul junge jeil joayo**” (*ee-guht-deul joong-ae jae-il jo-a-yo*; I like this one out of all these .) If you want to know which item between the two is cheaper, you can ask, “**igeorang igeo saie eotteonge deo ssayo?**” (*ee-guh-rang ee-guh sa-ee-ae uh-ttuhn-gae duh ssa-yo?*; between this item and this, which one is cheaper?). If you’re having a hard time deciding between the two items, you can always ask the attendant, “**eotteonge deo joayo?**” (*uh-ttuhn-gae duh jo-a-yo?*; which one is better).

Pointing out the best item

If and when you decide on the item that you like, you can say, “**igeo hana juseyo**” (*ee-guh ha-na joo-sae-yo*; Please give me one of these.) “**ige jeil joayo**” (*ee-gae jae-il jo-a-yo*; I like this one the best.) **jeil** (*jae-il*) means “the best,” or “number one,” so when you say, “**jeoge jeil joayo**” (*juh-gae jae-il jo-a-yo*), translated literally means, “I like that one the best.” **joayo** (*jo-a-yo*) means “good,” or “I like.” When you’re shopping for clothes, you

can substitute the word **ippeoyo** (*ee-ppuh-yo*; pretty) instead of the variations of **joayo** or you can also use **meosisseoyo** (*muh-shi-ssuh-yo*; handsome, fashionable). **ippeoyo** is usually used to describe feminine or children's clothing, while the term **meosisseoyo** is used globally in describing clothing.

Shopping for Clothes

Many fashion and clothing shops litter the shopping areas in Korea.

Mokdong (*mok-dong*) Rodeo street for one, has over 150 stores that carry domestic and international brand name clothing at a discounted price.

Munjeongdong (*moon-jung-dong*) Fashion Street also has over 200 clothing shops that sell all kinds of clothes from formal wear to sports wear, and **Guro** (*goo-ro*) Fashion Valley is another area that sells a wide variety of clothes.

There are many shops in these areas that cater specifically to male clientele, as there are many that cater specifically to females and children. There are specialty shops that focus only on Western style and some that concentrate

Part II: Korean in Action

118

on just traditional Korean clothing. You can also visit **itaewon** (*ee-tae-won*), for Western, brand-name shops, or **namdaemun sijang** (*nam-dae-moon shi-jang*; South gate market) and **dongdaemun sijang** (*dongdae-moon shi-jang*; East gate market) for the hustle and bustle of a wholesale market, where the items are sold at an incredibly affordable price.

Regardless of where you decide to shop, you need to familiarize yourself with specific terms that I discuss in the following sections, such as those regarding size and color, so that you can be sure you get what you want.

Checking for sizes

Many formalwear shops will have a tailor on hand to measure you and make you a custom made suit, or a dress, but when you're shopping for clothes on the rack, it's nice to know a few words and phrases that will help you navigate through the desired size. You can grab an attendant and ask, "**igeoboda han ssaijeu deo keungeo isseoyo?**" (*ee-guh-bo-da ha n sa-ee-zeu duh keun-guh ee-ssuh-yo*; Do you have one a size bigger than this one?). If the item is too big, you can ask, "**igeoboda han ssaijeu deo jageungeo isseoyo?**" (*ee-guh bo-da han ssa-ee-zeu duh ja-geun-guh ee-ssuh-yo*; Do you have one a size smaller than this one?).

In Korea, sizing units are very different than the sizing units used in the U.S.

For example, for shoes, Koreans use centimeters to measure their feet and for bottoms (for example, pants, skirts, jeans) they use the waist sizes. So it might be a good idea to measure the size of your waist before you go shopping in Korea. Following are comparison of Korean and U.S. sizes in various clothing.

Underwear:

Korea: 75A/75B/80A/80B/85A/85B

U.S.: 32A/32B/34A/34B/36A/36B

Tops:

Korea (1): 44/55/66/77

Korea (2): 85/90/95/100

U.S.: XS/S/M/L

Bottoms

Korea (1): 44/55/66/77

Korea (2): 23–24; 25–26; 27–29; 30–32 (waist sizes in inches)

U.S. (1): XS/S/M/L

U.S. (2): 0–2; 4–6; 8–10

Chapter 6: Shopping Made Easy

119

Shoes

Korea: 230/235/240/245/250 (feet sizes in centimeters)

U.S.: 6/6.5/7/7.5/8

Asking about colors

If you find a shirt that you like, but would like it in blue, you can ask the attendant, “**igeorang gateungeo paransaegeuro isseoyo?**” (*ee-guh-rang gateun-guh pa-ran-sae-geu-ro ee-ssuh-yo?*; Do you have same one as this one in blue?). If you’re looking for it in green, you can ask, “**igeo choroksaek isseoyo?**” (*ee-guh cho-rok-saek ee-ssuh-yo?*; Do you have this in green?). **saek** (*saek*), or **saekgal** (*sae-kkal*) is the Korean word for color, so if you know what color you want, you can add **isseoyo** (*ee-ssuh-yo*; Do you have it) after the color. For example, **norangsaek isseiyo?** (*no-rang-saek ee-ssuh-yo?*; Do you have it in yellow?). Check out Table 6-1 to discover how you say your favorite color in Korean.

Table 6-1

Terms for Colors

Korean Word

Pronunciation

Translation

hayansaek

ha-yan-saek

White

noransaek

no-ran-saek

Yellow

juhwangsaek

joo-hwang-saek

Orange

ppalgansaek

ppalgan-saek

Red

choroksaek

cho-rok-saek

Green

parangsaek

pa-rang-saek

Blue

borasaek

bo-ra-saek

Purple

geomjeongsaek

gum-jung-saek

Blank

bamsaek

bamsaek

Brown

hosaek

hwae-saek

Grey

11_037188-ch06.qxp 6/24/08 11:08 PM Page 120

Part II: Korean in Action

120

Trying on clothes

When you try something on, you can ask the attendant, or the person you're with the question, "**eottaeyo?** (*uh-ttae-yo*). " **eottaeyo?** " means "How is it?" or

"what do you think?" In the interest of being polite, they will most likely say,

"**meosisseoyo** (*muh-shi-ssuh-yo*; you look fashionable, it looks good). The

"you" in that last phrase is assumed. **meot** (*muht*) in Korean means a lot of different things. It can mean sophistication, taste, and class, among other things. **isseoyo** (*ee-ssuh-yo*) means "to be present." So, when someone says **meoshisseoyo** (*muh-si-ssuh-yo*), it means "you look good," or "you look classy," or sophisticated, or tasteful, and so on.

Talkin' the Talk

Natalie and Kate are at a department store shopping for clothes.

Natalie:

yeogiyo. jeohui jom dowajuseyo.

yuh-gi-yo! juh-hee jom do-wa-joo-sae-yo.

Excuse me/here please. Please help us.

Attendant:

ne, mueoseul chajeuseyo?

ne. moo-uh-seul cha-jeu-sae-yo?

Yes, what are you looking for?

Kate:

yeoja bajirang chimaga eodi itjyo?

yuh-ja ba-ji-rang chi-ma-ga uh-dee it-jyo?

Where are women's pants and skirts?

Attendant:

ye. boyeodeurilkkaeyo? jeoreul ttaraoseyo.

ye. bo-yuh-deu-ril-kka-yo? juh-reul tta-ra-o-sae-yo.

Yes, do you want me to show you? Please follow me.

Natalie:

(Holding up a skirt) **igeoneun eottaeyo?**

ee-guh-neun uh-ttae-yo?

How's this one?

Kate:

meosisseoyo. paransaegeun innayo?

muh-shi-ssuh-yo. pa-ran-saek-eun in-na-yo?

It's pretty. Do they have it in blue?

Attendant:

ye. jamshiman gidariseyo. jega gatda deurilkkeyo

*ye. jam-shi-man gi-da-ree-sae-yo. jeh-ga gat-da deu-
rilkkae-yo.*

Yes. Wait here a moment. I'll bring it for you.

11_037188-ch06.qxp 6/24/08 11:08 PM Page 121

Chapter 6: Shopping Made Easy

121

Words to Know

yeogiyo

yuh-gi-yo

Here please

chajusaeyo

cha-jeu-sae-yo

Looking for

boyeodeurilkkaeyo

bo-yuh-deu-ril-kka-yo

Would you like to see it

meosisseoyo

muh-shi-ssuh-yo

It looks good/

it's fashionable

jamsiman

jam-shi-man

A moment

gidariseyo

gi-da-ree-sae-yo

Please wait

paransaek

pa-ran-saek

Blue color

saek

saek

Color

boseoksang

bo-seuk-sang

Jewellery store

kkotgagye

kkot-ga-gae

Flower shop

supeomaket

su-puh-ma-ket

Super market

yakguk

yak-gook

Pharmacy/drug store

munbanggu

moon-bang-goo

Stationary/toy store

Shopping for Specific Items

Korea is very well known for its textile industry, but there are other popular buys in Korea. Besides clothing, Korea is also well known for leather and fur goods, antiques and replicas, electronic equipment, jewelry, ginseng, folk arts and crafts, traditional liquors and teas, **gimchi** (*gim-chee*), and other foods.

Many of these items are readily available in duty-free shops and large department stores, but some of the treasures require a bit of hunting. A word of caution for the antique collectors is necessary here, though. Any antique items over 50 years old, including chests, calligraphy works and pottery, are not allowed to be taken out of the country, so if in doubt, you should check with the Art and Antiques Assessment Office.

Part II: Korean in Action

122

Groceries

Many large, chain grocery stores carry international goods should you feel homesick, and you can find many Western eateries as well. If you're looking for an authentically Korean experience, you might want to visit a **sijang** (*shi-jang*), which is like a farmer's market. Here, you'll find many different varieties of **gimchi** being sold out of gigantic tubs, and these people are more than happy to give you a taste. While the large grocery stores have prices clearly labeled on the items, you can haggle for prices at these farmer's markets. Koreans are big on fresh food items, so you can find live fish and extremely fresh vegetables in these markets.

If a price is not clearly labeled on an item, you can ask, “**igeo eolmajyo?** ” (*ee-guh ul-ma-jyo?*), which means, “How much is this?” “**igeo eolmaeyo?** ” (*ee-guh ul-ma-ae-yo*; How much is this?)” is also acceptable. **gagyeok** (*ga-gyuhk*) is the Korean word for price, so if you want to, you can also ask, “**igeo gagyeogi eolmaeyo?** ” (*ee-guh ga-gyuh-gee ul-ma-ae-yo?*), which is translated, “What is the price of this item?”

Electronics

A good place to find state of the art electronic equipment is the COEX mall, or the Techno Mart. COEX mall is a huge underground labyrinth of shops, with all different kinds of amenities and facilities. COEX mall also houses a Cineplex, and the COEX Aquarium, which displays more than 40'000 fish of over 600 species and dozens of large sharks. Techno Mart is housed in a high rise building with an 11-screen multiplex theater, game rooms, restaurants and more. Techno Mart has hundreds of stores specializing in electronic and computer-related goods.

Antiques and souvenirs

There are many things Korea is known for when it comes to items of this nature. Dolls in splendid traditional costumes, fans, wooden masks, delicate and colorful embroidery, painted wedding ducks, kites, intricate mother-of-pearl lacquerware, ceramic pieces like white porcelain, and blue-jade celadon are readily available in many gift shops and duty-free shops. If you're searching for something a little more authentic, you should look into the **jangan-pyeong** (*jang-an-pyoung*) Antique Market, Cultural Property Artisan's Hall, or the Korea House Handicraft Shop. Many of these stores carry items that cannot be found anywhere else.

Chapter 6: Shopping Made Easy

123

All About Buying: Pricing, Bargaining,

Purchasing, Refunding

Once you find the item that you're looking for, and once you find out how much the item costs, you can start haggling over the price. Like I mentioned earlier, you'll probably have better luck at haggling over the price of an item at one of those open air markets as opposed to a large department stores, as the prices tend to be more fixed at these locations. It makes sense, however, when you think of it this way. The stalls in the open air markets are owned by individuals, and when you haggle over the price of an item at those shops, chances are, you are talking to the owner of the shop. In large department stores, you're probably talking to one of many employees, who have very little control in setting the price of the items. If and when you find yourself in one of these open air markets, you can begin by telling the shop owner, "**neomu bissayo**" (*nuh-moo bee-ssa-yo*; It's too expensive.) You can also say,

"**jom kkakkajuseyo** (*jom kka-kka-joo-sae-yo*; Lower the price a little bit.) Literally translated, it means, "shave off a little bit (on the price)."

If and when you and the shop owner have agreed on a price, you can go

ahead and pay for your purchase. "**eolmaeyo?** (*ul-ma-ae-yo?*; How much is it?) or "**eolmajyo?** " (*ul-ma-jyo?*; How much is it?). If you decide that you don't want the item after you've purchased it, bring it back to the store and say, "**banhwan haejuseyo**" (*banhwan hae-joo-sae-yo*; please give me a refund).

You can also say, "**igeo jega eoje satgeodeunyo, yeongsujeung yeogi isseoyo** (*ee-guh jae-ga uh-jae sa-guh-deun-yo, young-soo-jeung yuh-gi ee-*

ssuh-yo; I bought this item yesterday, here is the receipt). **banhwan haejuseyo** (*banhwan hae-joo-sae-yo*; Please give me a refund.) At large department stores, you shouldn't have any trouble getting a refund, but in one of those open air markets, you'd be hard pressed to find someone that will give you a refund. Such is the risk you run for searching out a bargain. While you may find items at a lower cost at these markets, getting your money back may be harder than it is if you were to purchase the item at a large, reputable department store.

Part II: Korean in Action

124

Fun & Games

Please match the type of store with the items you would find in these stores shown in the illustration below.

A.

B.

C.

D.

E.

A. kkotgagye

B. munbanggu

C. supeomaket

D. boseoksang

E. yakguk

Chapter 7

Exploring the Town

In This Chapter

Knowing the time and day

Exploring museums and galleries

Taking in a movie

Dealing with invitations

Instead of being stuck in your hotel on a beautiful day, wouldn't you much rather hit the town? Wouldn't you rather visit a **bakmulgwan** (*bak-mool-gwan*; museum) and learn about Korean history and culture, or go see a **yeonghwa** (*young-hwa*; movie)? Perhaps you'd like to see a performance of **gugak** (*goo-gak*; traditional Korean music), **jung-ak** (*joong-ak*; music of the upper classes/court music), **nong-ak** (*nong-ak*; farmer's music/folk music), or **pansori** (*pan-so-ree*; epic solo song). If you want to catch any of these shows, you have to know when and where the shows are happening, of course.

You have to know how to read a **jido** (*jee-do*; map), hail a **taeksi** (*taek-shi*; taxi), or take a **beoseu** (*buh-sseu*; bus) a **gicha** (*gee-cha*; train), or **jihacheol** (*jee-ha-chul*; subway). You also need to know the **naljja** (*nal-jja*; date) and **sigan** (*shi-gan*; time) to be there on time. If you check out the sections in this chapter, you can find out exactly what you need to make a date and keep it!

Knowing the Time and Day

yoil (*yo-il*) is a Korean word that means “day of the week.” The prefix determines which day of the week it is. So **mogyoil** (*mo-gyo-il*) means

Thursday, **toyoil** (*to-yo-il*) means Saturday, **woryoil** (*wo-ryo-il*) means Monday and so forth. Notice the word “**yoil**” that is present in all of those days. **si** (*shi*) is hour and **boon** (*boon*) is minutes. So, if someone asked you to meet at a **geukjang** (*geukjang*; theatre) on **suyoil** (*soo-yo-il*; Wednesday), **ohoo** (*o-who*; afternoon) **neshi** (*nae-shi*; 4 o’clock) **siboboona** (*shi-bo-boon*; 15 minutes), you’ll have to meet that person at a theatre on Wednesday, at 4:15 pm. In this section, I will teach you how to say the day of the week, what months it is, and also how to tell times in Korean.

Part II: Korean in Action

126

Days, weeks, months

The Korean word for a week is **ju** (*joo*). **juil** (*joo-il*) is a weekday, and **jumal** (*joo-mal*) means weekend. The Korean week begins on a Monday and ends on Sunday. **juil** is from Monday through Friday, and **jumal**, being the weekend, is Saturday and Sunday. For those who live for the weekend, **jumal** is the time when all the fun takes place. These are the days you go bar hopping; these are the days you go catch a movie. You can talk about what happened **jeobeonju** (*juh-bun-joo*; last week) or **jinanju** (*jee-nan-joo*; a week that had already passed), or **jeobeonjumal** (*juh-bun-joo-mal*; last weekend) or **jinanjumal** (*jee-nan-joo-mal*; a weekend that had already passed), or if this week's no good you can make plans for **daeumju** (*da-eum-joo*; next week). If it's a plan that cannot be postponed, you'll have to meet **ibeonju** (*ee-bun-joo*; this week).

See Table 7-1 for how to spot and pronounce days of the week.

Table 7-1

Days of the week

Korean Word

Pronunciation

English Word

woryoil

wuh-ryo-il

Monday

hwayoil

hwa-yo-il

Tuesday

suyoil

soo-yo-il

Wednesday

mogyoil

mo-gyo-il

Thursday

geumyoil

geum-yo-il

Friday

toyoil

to-yo-il

Saturday

iryoil

ee-ryo-il

Sunday

Telling time

After you are familiar with numbers in Korean, telling the time becomes a pretty easy thing to do. The only thing that you have to remember is **si** (*shi*;

hour), **boon** (*boon*; minutes) and **cho** (*cho*; seconds). It is also helpful to know **ojeon** (*o-juhn*; morning, am) and **ohu** (*o-who*; afternoon, pm). If you have an important meeting at **ojeon ahopsi** (*o-juhn a-hop-shi*), then you know the meeting starts at 9:00 am. If the meeting starts at **ojeon ahopsi ban** (*o-juhn- a-hop-shi-ban*), that means your meeting starts at 9:30 am. **ban** (*ban*) means half, so translated literally, **ahopsi ban** means nine hours and a half, or half past nine. Remember, punctuality is a quality that is valued highly, so if you want to make a good impression, be sure to make it to your meeting a little early. To keep you on track and on time, just check out Table 7-2.

Chapter 7: Exploring the Town

127

Table 7-2

Time-Related Terms

Korean Word

Pronunciation

English Word

hansi

han-shi

1:00

dusi

doo-shi

2:00

sesi

sae-shi

3:00

nesi

ne-shi

4:00

daseotsi

da-suh-shi

5:00

yeoseotsi

yuh-suh-shi

6:00

ilgopsi

il-gop-shi

7:00

yeodeolsi

yuh-duhl-shi

8:00

ahopsi

a-hop-shi

9:00

yeolsi

yuhl-shi

10:00

yeolhansi

yuhl-han-shi

11:00

yeoldusi

yuhl-doo-shi

12:00

ojeon

o-juhn

Before noon, am.

ohu

o-hoo

After noon, pm.

Telling time relative to now

oneul (*o-neul*) is the Korean word for today. **eoje** (*uh-jae*) is yesterday, and **naeil** (*nae-il*) is tomorrow. **jigeum** (*jee-geum*) is the Korean word for right now. **najunge** (*na-joong-ae*) means later. One shouldn't do **naeil** what can be done **oneul**, right? But it's so much easier to say **najunge**. You can also say, **jom itdaga** (*jom ee-dda-ga*), which means, "in a little while, little later." **eonje** (*un-jae*) is the Korean word for when. So the question, **eonje hasilgeoeyo?**

(*un-jae ha-shil-guh-ae-yo?*; when will you do it?) can be answered, **oneul halkkeoyo** (*o-neul hal-kkuh-ae-yo*; I will do it today).

Other examples of using these words are: **naeil halkkeoyo** (*nae-il hal-kkuh-ae-yo*; I will do it tomorrow), **jigeum halkkayo?** (*jee-geum hal-kka-yo*; Should I do it right now?), **najunge galkkeyo** (*na-joong-ae gal-kkae-yo*; I will go later) and **jom itdaga jeonhwa haseyo** (*jom ee-dda-ga juhn-*

hwa ha-sae-yo; Please call in a while or please call little later.) If you have done it already, you can say, “**eoje haeseoyo**” (*uh-jae-hae-ssuh-yo*; I did it yesterday.) Then again, you may need to list the month in which you’ve done or plan to do something.

Part II: Korean in Action

128

Seasonal terms can be helpful when making plans or discussing things you've done. Use Table 7-3 as your guide.

Table 7-3

Seasonal Terms

gyejeol

gae-juhl

The seasons

bom

bom

Spring

yeoreum

yuhreum

Summer

gaeul

ga-eul

Fall

gyeoul

gyuh-wool

Winter

Talkin' the Talk

Sarah asks Tom about his birthday.

Sarah:

tomssi saengiri eonjeeyo?

tom-shi, saeng-ee-ree un-jae-ae-yo?

Tom, when is your birthday?

Tom:

je saengilreun samwol isipsamirieyo. sarahssi saengireun eonjeeyo?

jae saeng-ee-reun sam-wol ee-ship-sam-il ee-ae-yo.

sarah-sshi saeng-ee-reun un-jae-ae-yo?

My birthday is March 23. When's your birthday,

Sarah?

Sarah:

je saengireun sawol siboirieyo.

jae saeng-ee-reun sa-wol-ship-o-il-ee-ae-yo.

My birthday is April fifteenth.

Tom:

**jinanjuyeonaeyo? neujeotjiman saengil chukha-
haeyo! jal bonaeseoyo?**

*jee-nan-joo-yuhn-nae-yo? neu-juh-jee-man saengil
chook-ha-hae-yo! jal bo-nae-ssuh-yo?*

Then it was last week? Happy birthday! Did you
spend it well?

Sarah:

**ne. gajogirang gachi bonaeseoyo. jeonyeok gachi
meogeoseoyo**

*nae. ga-jo-gi-rang ga-chi bo-nae-ssuh-yo. juh-nyuhk
ga-chi muh-guh-ssuh-yo.*

Yes. I spent it with family. We had dinner together.

Chapter 7: Exploring the Town

129

Words to Know

Months of the Year and Related Terms

irwol

ee-rwol

January

iwol

ee-wol

February

samwol

sam-wol

March

sawol

sa-wol

April

owol

o-wol

May

yuwol

yoo-wol

June

chirwol

chirwol

July

parwol

pa-rwol

August

guwol

goo-wol

September

siwol

shi-wol

October

sibirwol

shi-bee-rwol

November

sibiwol

shi-bee-wol

December

ibeondal

ee-bun-dal

This month

daeumdal

da-eum-dal

Next month

jeobeondal

juh-bun-dal

Last month

saengil

saengil

Birthday

seollal

sul-nal

New Year's day

Exploring Fun Places

From culture to clubs, Korea has a variety of places to check out for nightlife.

The sections that follow not only introduce you to these places, but also, the following sections help you to navigate these places as well.

12_037188-ch07.qxp 6/24/08 11:09 PM Page 130

Part II: Korean in Action

130

Visiting museums and galleries

Korea boasts of a long history and museums can be found not just in Seoul, but in other cities and areas. **gyeongju** (*gyoung-joo*) area, in the south east corner of the peninsula has many historical sites and museums for you to check out as well. You can also take in a lot of Korean history and culture in many of the Buddhist temples scattered throughout the countryside.

haeinsa (*hae-in-sa*; Buddhist temple Haein) in particular, which is a UNESCO World Heritage Site, is the home of Tripitaka Koreana, or **palmandaejanggyung** (*palmandae-jang-gyoung*), which is the world's oldest and most complete Buddhist canon, carved in wooden blocks around the 13th century. The wooden blocks which were used to print Tripitaka, predate the Gutenberg press by almost 400 years, are the oldest set of prints in the world.

Aside from temples and museums, you might also be interested to visit one of many palaces still remaining from the previous dynasties. Many of them have been renovated into parks and historical sites and guided tours are available.

For example, **changdeokgung** (*chang-duhk goong*) palace, built in 1405, lends a glimpse into the beauty of traditional architecture and landscape of Korea.

Going to concerts, theatres, and

performances

Korea has more than just museums and temples. The entertainment industry, and Korean pop culture has been exported to many different countries in the world, and the phenomenon has even given birth to a term,

hallyu (*han-ryu*), meaning the “Korean Wave.” Television dramas and films have been translated into many different languages and exported, and Korean music and the stars have been received very well by other Asian nations. While there are many entertainment venues that focus primarily on traditional Korean entertainment, more venues showcase modern Korean entertainment, and are easily accessible through ticket brokers. The front desk at the hotel, or a phone call to any tourism offices should make it easier for you to catch a glimpse of the “Korean Wave” and its stars.

Korean films

A large part of **hallyu** (*han-ryu*; Korean wave) is in its film industry. In the last few years, Korean films have been noticed by various international film festivals and a few of them have even made it into Hollywood as remakes.

For 12_037188-ch07.qxp 6/24/08 11:09 PM Page 131

Chapter 7: Exploring the Town

131

example, *The Lake House* (2006) starring Keanu Reeves and Sandra Bullock is a remake of a Korean film titled *Il Mare*. *Il Mare* means the “sea” in French. In this movie, the building where the female character lived was called *Il Mare*.

In Korea, this movie was called *Siwore*, which means “in the month of October.” Korean films have been recognized in international film festivals as well. In 2002, the movie *Chihwaseon* (*chi-hwa-sun*) was awarded the best director prize at the Cannes Film Festival, and in 2004, the Grand Prix award from the same festival was given to a film titled *Old Boy*, and a film titled *Spring, Summer, Fall, Winter . . . and Spring* was given three different awards at the 2003 Locarno International Film Festival. A film titled *The Brotherhood of War* received critical acclaims, with limited release in the United States, and most recently, a film titled *The Host* enjoyed a limited release and rave reviews in the United States.

Talkin’ the Talk

Peter and Janet decide to go see a movie together.

Peter:

oneul jeonyeoge yeonghwa boreo gallaeyo?

o-neul juh-nyuh-gae young-hwa bo-ruh gal-lae-yo?

Do you want to go see a movie this evening?

Janet:

geuraeyo. museun yeonghwa bollaeyo?

geu-rae-yo. moo-seun young-hwa bol-lae-yo?

Sure. What kind of movie should we watch?

Peter:

**museoun yeonghwaga bogo sipeoyo. gongpo
yeonghwaneun eottaeyo?**

moo-suh-woon young-hwa-ga bo-go-shi-puh-yo.

gong-po young-hwa-neun uh-ttae-yo?

I want to watch a scary movie. How about a terror film?

Janet:

**museoun yeonghwaneun sireoyo. jaemiinneun
yeonghwaga bogosipeoyo.**

moo-suh-oon young-hwa-neun shi-ruh-yo. jae-mee-

in-neun young-hwa-ga bo-go-shi-puh-yo.

I don't like scary movies. I want to watch a funny
movie.

Peter:

joayo. uri gachi komedireul boreogayo.

jo-a-yo. oo-ree ga-chi ko-me-dee-reul bo-ruh-ga-yo.

Good. Let's go and watch a comedy together.

Part II: Korean in Action

132

Words to Know

geukjang

geukjang

Theater

bakmulgwan

bak-mool-gwan

Museum

misul

mee-sool

Art

eumak

eum-ak

Music

jeol

juhl

Temple

gongweon

gongwon

Park

gongpoyeonghwa

gong-po-young-hwa

Horror movie

komedi

ko-me-dee

Comedy

uri

oo-ree

We, us

gachi

ga-chi

Together

jeonyeoge

juh-nyuh-gae

Tonight

sireoyo

shi-ruh-yo

I don't like it,

I don't want to

jaemiinneun

jae-mee-in-neun

Funny, entertaining

bogosipeoyo

bo-go-shi-puh-yo

I want to see

eottaeyo

uh-ttae-yo

How about

museoun

moo-suh-woon

Scary

Korean noraebang

noraebang (*no-rae-bang*; song room, karaoke room), when translated literally, means “song room.” **noraebang**, or a karaoke room, is one of the most popular destinations for Koreans of all ages. Unlike karaoke in the West, where the karaoke machine is set up next to an event, **noraebang** is a room specifically designed for karaoke. Koreans like to go to the **noraebang** to unwind from their hard work week and to belt out a tune to relieve their stress. In certain areas, you'll see a **noraebang** on every street corner, as it is a very popular pastime for Koreans.

Chapter 7: Exploring the Town

133

When a Korean suggests this activity, don't shy away from it, even if you're not a good singer. Even though it could potentially be embarrassing for the both of you, it can be a disarming event, bringing you closer to your friend or partner.

Talkin' the Talk

Maria, Katherine, and Adam discuss plans for the evening.

Maria:

simsimhaeyo. uri gachi nagaseo norayo.

shim-shim-hae-yo. oo-ree ga-chi na-ga-suh no-ra-yo.

I'm bored. Let's all go out and have fun.

Katherine:

geuraeyo. jeodu simsimhaeyo. mwol hallaeyo?

geu-rae-yo. juh-doo shim-shim-hae-yo. mwol hal-lae-yo?

Let's. I'm bored, too. What shall we do?

Adam:

noraebange gayo!

no-rae-bang-ae ga-yo!

Let's go to a karaoke room!

Maria:

geukjange aju jaemiinneun yeonghwa haneunde.

geugeo boreo gaji aneullaeyo?

*geukjang-ae a-joo jae-mee-in-neun young-hwa ha-
neundae. geu-guh bo-ruh ga-jee an-eul-lae-yo?*

There's a good movie playing in the theatre.

Wouldn't you like to go and see it?

Katherine:

yeonghwaneun ibeonjumalkkaji hajiman norae-

bangeun eonjena galsu iseunikka yeonghwaboreo

gayo.

*young-hwa-neun ee-bun-joo-mal-kka-jee ha-jee-man
no-rae-bangeun un-jae-na gal-soo ee-sseu-ni-kka
yeonghwa-bo-ruh ga-yo.*

The movie's playing until this weekend, but the
karaoke place is always open. Let's go see the movie.

Adam:

geuraeyo, yeonghwa boreo gayo. yeonghwa bogi-

jeone siksa halkkayo?

*geu-rae-yo, young-hwa bo-ruh ga-yo. young-hwa-bo-
gi-juhn-ae shik-sa hal-kka-yo?*

Okay, let's go and see a movie. Should we eat before
the movie?

12_037188-ch07.qxp 6/24/08 11:09 PM Page 134

Part II: Korean in Action

134

Katherine:

**jeon jigeum bae gopayo. jigeumgaseo jeomsim
meokgo yeonghwa boreo gayo.**

*juhn-jee-geum bae-go-pa-yo. jee-geum-ga-suh jum-
shim-muk-go young-hwa bo-ruh ga-yo.*

I'm hungry now. Let's have lunch and then go see the
movie.

Maria:

joayo. gasijyo.

jo-a-yo. ga-shi-jyo

Good. Let's go.

Words to Know

simsimhaeyo

shim-shim-hae-yo

I'm bored

bae gopayo

bae go-pa-yo

I'm hungry

norayo

no-ra-yo

Let's have fun, let's play

geuraeyo

geu-rae-yo

Okay, me too

noraebang

no-rae-bang

Song room, karaoke room

ibeonjuma

ee-bun-joo-mal

This weekend

eonjena

un-jae-na

Always, anytime

boreogayo

bo-ruh-ga-yo

Let's go see it

siksa

shik-sa

Meal, food

jigeum

jee-geum

Right now

Bar-and club-hopping

There are many weekend warriors in Korea who enjoy going from one bar to another until sunrise. You could start from the **itaewon** (*ee-tae-won*) area and end up near the **gangnam** (*gangnam*) Station area, famous for their bars and clubs. **itaewon** is a shopping area popular among foreigners, but if you want a real taste of Korean nightlife, you may want to end up near **sinchon** (*shin-chon*) on a late Saturday night. **sinchon** is a very popular shopping and entertainment district among the young people, and you'll find many cafes, 12_037188-ch07.qxp 6/24/08 11:09 PM Page 135

Chapter 7: Exploring the Town

135

clubs and beer houses in that district. Due to its popularity with the young people, you'll have little problem finding people who speak English as well.

Giving and Receiving Invitations

Politeness and good manners go a long way in Korea, and of course, part of good manners is knowing how to invite other people as well as accept invitations. You also have to know how to respectfully decline an invitation if you can't attend. So you can navigate social situations with ease, the following sections provide the ins and outs of invitations — both respectably giving and accepting.

A Korean generally asks you more than once to attend something, even if you decline. The generous nature of most Koreans may seem like persistence to Western eyes, and it is generally a good idea to accept an invitation unless you absolutely cannot make it. If you decide not to attend, just make sure you decline consistently. It is considered bad manners to say you'll attend and not show up.

Getting something started

You can suggest something by using the phrase, **eottaeyo?** (*uh-ttae-yo?*; how about it? or How is it?). You can use this phrase when running an idea by someone, and it can also be used to solicit an opinion from someone. For example, one can say, “**nesie mannayo. eottaeyo?**” (*nae-shi-ae man-na-yo. uh-ttae-yo?*; Let's meet at 4 o'clock, how about it?). You can also hold a shirt or a dress up against you and ask, “**eottaeyo?**” translated, “How do you like it?”

When suggesting something to do, you can say, “**uri noraebange gachi gayo.**”

eottaeyo? ”(*oo-ree no-rae-bang-ae ga-chi ga-yo. uh-ttae-yo?* ; Let us go to a karaoke room. How about it?).

If you want to agree to do something, try using **joayo** (*jo-a-yo*; good, okay).

It’s used when you agree to something, or when something particularly grabs your fancy. For example, you can take a drink from your glass and say,

“**joayo!** ” meaning, “It’s good!” When someone invites you to an event, you can say, “**joayo. gasijyo** (*jo-a-yo. ga-shi-jyo*; Okay. Let’s go).” **gayo**, and **gasijyo** all mean “Let’s go.” The word **gasijyo** is little more formal than **gayo**. You can use **gayo** in everyday setting, but you should always say **gasijyo** in a more formal setting, or when you are speaking to your senior. A common phrase that is used is **gachi gayo** (*ga-chi ga-yo*), or **gachi gasijyo** (*ga-chi ga-shi-jyo*), meaning, “Let’s go together.” “**uri yeonghwa boreo gachi gayo.**

eottaeyo? ”(*oo-ree young-hwa bo-ruh ga-chi ga-yo. uh-ttae-yo?*) is translated,

“Let us go watch a movie together. How about it?”

Part II: Korean in Action

136

Inviting your friends to your house

jip (*jeep*) is the Korean word for “house or home.” More commonly, the phrase **uri jip** (*oo-ree jeep*) is used, which means, “our house”. Another more polite form of our house is **jeohui jip** (*juh-hee jeep*). Use **jeohui jip** when you are speaking to someone your senior, or to your boss. This implies that you want to show them respect. If you want to invite someone over to your house, you can say, **uri jibe nolleo oseyo** (*oo-ree jee-bae nol-luh o-sae-yo*; please come over to our house; literal translation is come play at our house) or **jeohui jibe nolleo oseyo** (*juh-hee jee-bae nol-luh o-sae-yo*; please come over to our house, literal translation is come play at our house). If you want to invite someone over for a meal, you can say, “**uri jibe siksahareo oseyo**” (*oo-ree jee-bae shik-sa-ha-ruh o-sae-yo*).

If someone asks for you to come over, you can say, **joayo. jigeum gasijyo** (*jo-a-yo. jee-geum ga-shi-jyo*; That sounds good. Let’s go right now). or **joayo.**

eonje galkkayo? (*jo-a-yo. uh-jae gal-kka-yo*; Sure, when should I go?).

Talkin’ the Talk

Tony invites Samantha to his house for dinner.

Tony:

samantha ssi. eonje urijibe waseo jeoyeok gachi

meogeoyo. eottaeyo?

samantha-sshi. un-jae oo-ree-jee-bae wa-suh juh-nyuk

ga-chi muh-guh-yo. Uh-ttae-yo?

Samantha, come over and have dinner at my house
sometime. How about it?

Samantha:

eonjeyo? mwol mandeusilkkeoeyo?

un-jae-yo? mwol man-deu-shil kkuh-ae-yo?

When? What will you make?

Tony:

geulsseyo. ajik gyeoljeongeun anhaenneundeyo. eot-

teon eumsigeul joahaseyo?

*geul-ssae-yo. a-jik gyul-jung-eun an-haen-neundae-
yo. uh-ttun-eum-shi-geul jo-a-ha-sae-yo?*

Well, I haven't quite decided yet. What kind of food
do you like?

Chapter 7: Exploring the Town

137

Samantha:

**jeoneun hanguk eumsigi jeil joayo. doenjang jjigye,
bibimbap, tteokbokgi gateungeo.**

*juh-neun han-goog-eum-shi-gi jae-il jo-a-yo. dwen-
jang jji-gye, bee-bim-bap, ttuhk-bo-ki ga-teun-guh.*

I like Korean food the best. Doenjang soup, mixed
rice, spicy rice cakes and such.

Tony:

**geureomyeon, naeil jeoe jibe oseyo. yeoseotsi
jjeume. jega doenjang jjigyerang tteokbokgi masitge
mandeureo deurilkkeyo.**

*geu-ruh-myun nae-il juh-ae jee-bae o-sae-yo. yuh-suh-
shi-jjeum-ae. jae-ga dwen-jang jji-gye-rang ttuhk-
bok-gi ma-shi-gae man-deu-ruh deu-ril-kkae-yo.*

In that case, come to my house tomorrow. Around six
o'clock. I'll make you a delicious doenjang soup and

spicy rice cakes.

Words to Know

uri jip

oo-ree-jeep

Our house, our home

jeohui jip

juh-hee jeep

Our house, our home (more

polite)

eottaeyo

uh-ttae-yo

How about it

geulsseyo

geul-ssae-yo

Well, um

eumsik

eum-shik

Food

doenjangjjigye

dwen-jang-jji-gae

Soy bean paste soup with

vegetables/seafood

bibimbap

bee-bim-bap

Rice mixed with various

vegetables

tteokbokgi

ttuhk-bok-ki

Rice cake in chili paste

oseyo

o-sae-yo

Please come

jjeume

jjeum-ae

About

masitge

ma-shi-gae

Delicious, yummy

Part II: Korean in Action

138

Fun & Games

Draw a line to match the English words to their Korean equivalents.

Next week

ojeon yeolsiban

10:30 am

jumal

Afternoon

ohu

Last month

jinandal

Monday

ohu ahopsi

Weekend

woryoil

9:00 pm

daeumju

Chapter 8

Enjoying Yourself:

Recreation and Sports

In This Chapter

Talking about your hobbies

Exploring nature

Talking about the arts

Playing sports and games

Korean people are generally known for their industrious and hard-working nature. That in itself is hardly surprising, considering the country has made quite a turn around from a war-torn nation to an economic powerhouse in less than 50 years. Koreans work hard, but they play hard, too. And the Korean people choose to relax and have fun in several different ways. Koreans have many different **chwimi** (*chwee-mee*; hobbies), ranging from **eumak** (*eum-ak*; music) and **misul** (*mee- sool*; art), to **chukgu** (*chook-goo*; soccer) and **sanchaek** (*sanchaek*; a stroll). You may also find the younger people at nightclubs and **PC bang** (*PC bang*; PC room, cyber café), many of which are open all night.

To make the most of your time in Korea, try not just sharing your hobbies and favorite pastime with other Koreans, but also be sure to take part in some of their favorites as well. This chapter provides you with the info you need to not only discuss your interests, but to also engage in other activities that Koreans enjoy, which you may not be familiar with.

Naming Your Hobbies

Are you the kind of person that enjoys watching **deulsae** (*deulsae*; wild birds)? Do you collect **inhyeong** (*een-hyung*; dolls)? Perhaps you like more physical activities, like **yagu** (*yah-goo*; baseball) or **nonggu** (*nong-goo*; basketball). Perhaps you like to sit and read a great **chaek** (*chaeg*; book). Whatever

Part II: Korean in Action

140

your hobby may be, the most important aspect is that you have **jaemi** (*jae-mee*; fun) while you're involved in your hobby. Otherwise, it's not a hobby, right? Having a **chwimi** (*chwee-mee*; hobby) is important in a person's well being, of course, and you'll find that if you share a hobby with another person, it's much easier to make a connection and speak with them.

Talkin' the Talk

Carl and Amy discuss their hobbies.

Carl:

amysshi. gunggeumhange inneundeyo.

amy-sshi. goong-geum-han-gae in-neun-dae-yo.

Amy, I'm curious about something.

Amy:

ye. mureoboseyo.

ye. moo-ruh-bo-sae-yo.

Yes. Go ahead and ask.

Carl:

chwimiga mueojyo? simsimhalttae mwo haseyo?

chwee-mee-ga mwo-jyo? shim-shim-halttae mwo-ha-

sae-yo?

What are your hobbies? What do you do when you're bored?

Amy:

jeoyo? jeon eoryeoseulttae buteo upyoreul

moaseoyo. carlssineunyo?

juh-yo? juhn uh-ryuh-sseul-ttae-boo-tuh oo-pyo-reul

mo-a-ssuh-yo. carl-sshi-neun-yo?

Me? I've collected stamps ever since I was little. And what about you, Carl?

Carl:

jeoneun eoryeoseulttae buteo undongeul joahae-

seoyo. yosaeneun nonggureul mani hajyo.

juh-neun uh-ryuh-sseul-ttae boo-tuh oon-dong-eul jo-

a-hae-ssuh-yo. yo-sae-neun nong-goo-reul ma-nee ha-

jyo.

I've liked physical exercise since little. Lately I've been playing a lot of basketball.

Carl:

upyo moeuneungeo waeroneun tto mwo joahaseyo?

*oo-pyo mo-eu-neun-guh wae-ro-neun tto mwuh jo-a-
ha-sae-yo?*

What else do you like to do besides collecting
stamps?

13_037188-ch08.qxp 6/24/08 11:09 PM Page 141

Chapter 8: Enjoying Yourself: Recreation and Sports

141

Amy:

gongwoneuro sanchaekhareo gakkeum nagayo.

*gongwon-eu-ro san-chaeg-ha-ruh gakkeum-
na-ga-yo.*

I go for a walk in the park sometimes.

Carl:

eonje jeorang gachi gallaeyo?

un-jae juh-rang ga-chi gal-lae-yo?

Would you like to go with me sometime?

Amy:

joayo. eonje gachi hanbeon gayo.

jo-a-yo. un-jae ga-chi han-bun ga-yo.

Great. Let's go together sometime.

Words to Know

baegu

bae-goo

Volleyball

chaegikgi

chae-gil-kki

Reading books

chejo

chae-jo

Calisthenics

chukgu

chook-goo

Soccer

chwimi

chwee-mee

Hobbies

deungsan

deungsan

Mountain climbing

eoryeoseulttae

uh-ryo-sseul-ttae

Since little

eumakdeutgi

eum-ak-deut-kki

Listening to music

geurimgeurigi

geu-rim-geu-ree-gee

Drawing pictures

golpeu

gol-peu

Golf

gongwon

gongwon

Park

shaendeubol

haendeu-bol

Handball

misik chukgu

mee-sik chook-goo

American football

Part II: Korean in Action

142

mureoboseyo

moo-ruh-bo-sae-yo

Please ask me

nonggu

nong-goo

Basketball

peullut yeonju

peu-leut yuhn-joo

Playing flute

piano yeonju

pee-a-no yuhn-joo

Playing piano

sanchaek

sanchaek

Stroll

simsimhalttae

shim-shim-halttae

When bored

sipjasu

ship-ja-soo

Cross stitch

suyeong

soo-young

Swimming

taegwondo

taegwon-do

Taekwon-do

takgu

tak-goo

Table tennis

undong

oon-dong

Exercise

upyo

oo-pyo

Stamps

yagu

ya-goo

Baseball

yosaeneun

yo-sae-neun

Now days, lately

Exploring Nature

Korea is very well known for its natural beauty. The eastern half of the peninsula, with its mountain range, has undisturbed **pokpo** (*pok-po*; waterfalls), peaks of **san** (*sahn*; mountains), dense **sup** (*soop*; forests), rare exotic **sae** (*sae*; birds) and **yasaeng dongmul** (*ya-saeng dong-mool*; wildlife) not seen anywhere else in the world. The western part of the peninsula is well known for the beautiful **haebyeon** (*hae-byun*; beaches), great spots for **naksi** (*nak-shi*; fishing), and thousands of little **seom** (*suhm*; island) to enjoy **baenori** (*bae-no-ree*; boating). The DMZ (demilitarized zone) is said to have rare species of flora and fauna, and is even rumored to have a tiger or two! This section provides you with the info you need to wander the wonderful nature that Korea has in store for you.

13_037188-ch08.qxp 6/24/08 11:09 PM Page 143

Chapter 8: Enjoying Yourself: Recreation and Sports

143

Talkin' the Talk

Jason buys train tickets to see the country.

Jason:

**annyeonghaseyo. busaneuro ganeun gichapyo han-
jang juseyo.**

*an-nyoung-ha-sae-yo. boo-san-eu-ro ga-neun gee-
cha-pyo hanjang joo-sae-yo.*

Hello. Can I have one ticket to Busan please.

Attendant:

ye. myeotsie tteonaneun gichareul tasigetseumnika?

*ye. myuh-shi-ae ttuh-na-neun gee-cha-reul ta-shi-gae-
ssum-ni-kka?*

Yes. What time would you like the train you're on to
depart at?

Jason:

**sesibane tteonaneun gichapyo hanjang juseyo. gagi-
jeone siksahago gallaeyo. yeogi geuncheoe masit-
neun sikdang iseoyo?**

*sae-shi-ban-ae ttuh-na-neun gee-cha-pyo hanjang
joo-sae-yo. ga-gee-jun-ae shik-sa-ha-go gal-lae-yo.
yuh-gi geun-chuh-ae ma-shin-neun shik-dang ee-
ssuh-yo?*

I would like the ticket for the train leaving at three

thirty. I'd like to eat before I leave. Is there a good restaurant nearby?

Attendant:

ye. I gichayeok yeopeinneun junggukjibi yorireul jal-handago deureotseumnida.

ye. ee gee-cha-yuk yuh-pae-in-neun joong-gook-jee-bee yo-ree-reul jal-han-da-go deu-ruh-sseumni-da.

Yes, I heard that the Chinese restaurant next to the train station has excellent food.

Jason:

gomawoyo. eolmaeyo?

go-ma-wo-yo. ul-ma-ae-yo?

Thank you. How much is it?

Attendant:

sammanwon innida.

sam-man-won im-ni-da.

That will be 30000 won.

Jason:

yeogi iseoyo. gomawoyo.

yuh-gi ee-ssuh-yo. go-ma-wo-yo.

Here it is. Thank you.

13_037188-ch08.qxp 6/24/08 11:09 PM Page 144

Part II: Korean in Action

144

Words to Know

bada

bada

Sea

deulpan

deulpan

Fields

gang

gang

River

gichapyo

gee-cha-pyo

Train ticket

haebyeon

hae-byun

Beach

hosu

ho-soo

Lake

myeotsi

myeot-shi

What time

pokpo

pok-po

Waterfalls

san

sahn

Mountain

sup

soop

Forests

tteonaneun

ttuh-na-neun

Leaving

yeonmot

yuhnmot

Pond

Admiring and discovering the landscape

A great way of enjoying the landscape of Korea is to take a train ride around the peninsula. As a matter of fact, a train ride from Seoul to Busan will give you a pretty good view of the rest of the **nara** (*na-ra*; country) because you must travel from the north-western part of South Korea to the southeastern corner. As you travel, you slowly move away from the hyper-modern, **dosi** (*do-shi*; urban) cityscape to the countryside, with majestic **san** (*sahn*; mountains) and pristine **bada** (*ba-da*; beaches). Different parts of the country offer different scenery of course, some known for their **areumdaum** (*a-reum-da-oom*; beauty) during the summer, some during autumn, and so on.

Different areas of Korea are well known for different types of scenery. The Seoul metropolitan area is obviously well known for its amazing cityscape, but if you want to see the natural beauty of Korea, you'll have to travel a bit outside of the city. The eastern side of the peninsula is well known for its beautiful mountains and **sup** (*soop*; forests), the western side of the peninsula is well known for its little islets and **seom** (*suhm*; islands). The south eastern 13_037188-ch08.qxp 6/24/08 11:09 PM Page 145

Chapter 8: Enjoying Yourself: Recreation and Sports

145

part of the peninsula is known for its well preserved historical artifacts and monuments. Don't be afraid to travel outside of the city. You will find the locals to be very warm, inviting, and very helpful.

Korean seasons

Korea lies in the temperate zone and has four clearly defined, distinct seasons. The monsoon season brings quite a bit of rainfall between late June and mid-July, and the **yeoreum** (*yuhreum*; summers) are quite hot and humid.

The winters are quite cold and there is a fair amount of **nun** (noon; snow).

gaeul (*ga-eul*; fall) months are probably the most pleasant, as the continental winds bring cool, clear, and dry weather. When the leaves turn, the whole country turns red, orange, and vibrant yellow to create a beautiful panorama of fall colors. **bom** (*bom*; spring) is also very nice, as the weather is quite pleasant and mostly sunny days are expected from March to May. Each season has its own beauty, of course, spring with flowers blooming, summer with its warm pleasant days (however it can get quite hot and muggy in summer), fall and its beautiful foliage, and **gyeoul** (*gyuh-ool*; winter) and its white calm. Each season can be enjoyable for its own beauty.

Talkin' the Talk

Carol and Diane discuss the seasons in Korea.

Diane:

**carolssi, gaeuri doemyeon uri nagyeop gugyeong-
hareo sane gayo.**

*carol-sshi ga-eul-ee dwae-myun oo-ree na-gyup goo-
gyoung-ha-ruh sa-nae ga-yo.*

Carol, let's go to the mountain and see the leaves
change color when autumn comes.

Carol:

**joeun saenggagieyo. gyeongchiga cham meosit-
seulkkeoyo. gyeoureneun nungugyeonghareo gachi
gayo.**

*jo-eun saengga-gee-ae-yo. gyoung-chi-ga cham muh-
shi-sseul-gguh-ae-yo. gyuh-oo-rae-neun noon-goo-
gyoung-ha-ruh ga-chi ga-yo.*

That's a good idea. The scenery will be beautiful. Let's
go together to look at the snow in the winter time,
also.

Diane:

**joayo. uri yaksokhaeyo. gaeureneun nagyeop
gugyeong, gyeoureneun nungugyeong. eottaeyo?**

*jo-a-yo. oo-ree yak-sok-hae-yo. ga-eul-ae-neun na-
gyup goo-gyoung, gyuh-oo-rae-neun noon-goo-
gyoung. uh-ttae-yo?*

Part II: Korean in Action

146

Good. Let's make a promise together. Go see the leaves turning in the fall, see the snow in the winter time. How about it?

Carol:

joayo. geureom bomirang yeoreumeneun mweo hajyo?

jo-a-yo. geu-rum bo-mee-rang yuhreum-ae-neun mwuh-ha-jyo?

Good. Then what do we do during spring and summer?

Diane:

gandanhaeyo. bomeneun kkot gugyeonghareo gago, yeoreumeneun haesuyokjange gachi gayo.

gan-dan-hae-yo. bom-ae-neun kkot goo-gyung-ha-ruh ga-go, yuhreum-ae-neun hae-soo-yokjang-ae ga-chi ga-yo.

It's simple. During spring, we go watch the flowers,
during summer, we go to the beach together.

Carol:

**geuraeyo. geureom haesuyokjangeun eonje gal-
laeyo?**

*geu-rae-yo. geu-rum hae-soo-yokjang-eun un-jae
gal-lae-yo?*

Let's. When should we go to the beach then?

Diane:

ibeon jumareneun eottaeyo?

ee-bun joo-ma-rae-eun uh-ttae-yo?

How about this weekend?

Carol:

ibeon jumal jochyo. geureom toyoil achime bwayo.

*ee-bun joo-mal jo-chyo. geu-rum to-yo-il a-chim-ae
bwa-yo.*

This weekend's good. I'll see you Saturday morning,
then.

Words to Know

achim

a-chim

Morning, a.m.

bom

bom

Spring

gyejeol

gye-juhl

Seasons

gaeul

ga-eul

Fall, autumn

13_037188-ch08.qxp 6/24/08 11:09 PM Page 147

Chapter 8: Enjoying Yourself: Recreation and Sports

147

gyeoul

gyuh-ool

Winter

haesuyok

hae-soo-yok

Going to the beach,

swimming

kkotgugyeong

kkot-goo-gyoung

Watching flowers

nagyeopgugyeong

na-gyup-goo-gyoung

Watching leaves turn

nungugyeong

noon-goo-gyoung

Watching snow

nyeoreum

yuhreum

Summer

ohu

o-who

Afternoon, p.m.

Talking about the Arts

Recently, **hallyu** (*han-nyu*), or the “Korean Wave” has heightened the interest the world has in Korean arts and **munhwasenghwal** (*moon-hwa-saeng-hwal*; entertainment). However, Korea also boasts of a rich history of culture and arts that can be enjoyed in many different places. The various **bangmulgwan** (*bak-mool-gwan*; museums) throughout the country catalog

the arts and crafts of the Korean people throughout **yeoksa** (*yuhk-sa*; history) of course, but there are street festivals, musicians, and artists that embody this tradition and perform daily on the streets as well. In some of the historical and folk villages, you can still see traditional **eumak** (*eum-ak*; music) and **chum** (*choom*; dance) performed, and in various **gongwon** (*gongwon*; parks) and pavilions, more modern musicians and artists are showcased. You can find many galleries that house valuable **geurim** (*geu-rim*; paintings) from Korea's history as well as street artists that sell their wares at open-air markets and street festivals as well.

Korea has its own unique types of music. Many traditional sounds can be heard in pavilions and festivals nation wide. However, Korean music, popular music, to be exact, has been growing and evolving into a powerhouse of entertainment by its own right. Largely responsible for **hallyu** (*han-nyu*; Korean wave), Korean-pop and the stars who perform them have received international recognition and have achieved international stardom through the Korean Wave. Many celebrities in Korea enjoy fame in other countries like Taiwan, **jungguk** (*joong-gook*; China), **ilbon** (*il-bon*; Japan), and Thailand to name a few.

Part II: Korean in Action

148

The term *hannyu* or Korean wave is a new term that Koreans and other Asian countries kind of “made up.” It means any kind of music, movies, drama, etc., that are “made in Korea” (for example, sang by Korean artists in Korean).

People from China, Japan, Thailand, etc., are learning Korean songs in Korean and also coming to Korea to see the live concerts of the singers. If the singer stars in a movie, they will definitely go and see that movie no matter what the cost. And the fans will do anything to get the star/singer’s autograph. Korean wave is huge in Korea.

Playing Sports and Gaming

Koreans enjoy sports of many kind. One sport that has risen in popularity since Korea and Japan jointly hosted the World cup in 2002 is **chukgu** (*chook-goo*; soccer). Koreans also enjoy **yagu** (*ya-goo*; baseball), **nonggu** (*nong-goo*; basketball), and many other sports, like **golpeu** (*gol-peu*; golf). Tae kwon do is the national martial art, and a sporting version of the discipline has been popular for some time now as well. Koreans also excel in archery and are active participants in international sports competitions like the Olympics, the Asian Games, the World Cup, and so on. **ssireum** (*sshi-reum*; wrestling) is also big in Korea, which is a traditional Korean wrestling. The champion is given the title **cheonhajangsa** (*chun-ha-jang-sa*), which means, “the strongest under the heaven.”

Playing games

Korea is known for its advances in computer and electronics technology, and it’s no surprise that gaming culture has developed accordingly. There are televised **gyeonggi** (*gyeong-gee*; tournaments) of **geim** (*gae-im*; games) and gamers achieve celebratory status in some circles. Many

Koreans take their gaming quite seriously and some have even turned it into a **jigeop** (*jee-gup*; career). The computer game Starcraft, in particular, has a professional competition circuit, and two major game channels run a Starleague, which is viewed by millions of fans. They have garnered support and sponsorships from major Korean corporations and they participate in World Cyber Games **maenyeon** (*maenyeon*; annually).

Gaming at a Korean PC bang

PC bang, literally translated “PC room,” is a cyber café. It resembles an internet café, which is easy enough to find in any metropolitan area. It’s a place where people gather to play multiplayer games online. It has become a cultural phenomenon in Korea with some controversy. It seems that

people 13_037188-ch08.qxp 6/24/08 11:09 PM Page 149

Chapter 8: Enjoying Yourself: Recreation and Sports

149

jungdok (*joong-dok*; addicted) to gaming will often forget to drink **mul** (*mool*; water) or eat **eumsik** (*eum-shik*; food) and end up damaging their **geongang** (*guhng-gang*; health) sometimes, with severe consequences. The gaming industry is indeed a huge industry, poised to surpass Hollywood, and one can find a **PC bang** in just about every corner in a large metropolitan area. These rooms are usually filled at all times of the day and are very **ingi** (*in-gee*; popular) spots for **jeolmeun saram** (*juhl-meun sa-ram*; young people) to hang out.

If you have a particular knack for computer games, or if you have a desire to be humbled by a pre-pubescent Korean kid, I recommend you visit one of these places and engage one of them in an online game of sorts.



Part II: Korean in Action

150

Fun & Games

Below are few hobbies people like to do. Please write the Korean word for each of the hobbies illustrated below.

A.

B.

C.

D.

E.

A. _____

B. _____

C. _____

D. _____

E. _____

Chapter 9

Making Connections: Phone,

Mail, Fax, and Internet

In This Chapter

Making a phone call

Sending a fax or a letter

Getting online

jeonhwa (*juhn-hwa*; telephones) and the Internet have become a part of the daily grind. Whether you need to make a quick call, or satisfy your **imeil** (*ee-mae-il*; e-mail) **jungdok** (*joong-dok*; addiction) here are a few lines to help you get in **yeollak** (*yuhl-lak*; contact) with your friend, that **sojunghan saram** (*so-joong-han-sa-ram*; special person) of yours, or with people related to your upcoming business deal.

Although we are so familiar with getting connected with telephones or

e-mails, there are also the “old ways” of getting connected: snail mails and faxes. For those of you who are more familiar with the old ways, I will also teach to how to get connected using these means. I personally get sentimental with old ways, and prefer writing to my loved ones a snail mail. When I receive one of these, that really makes my day!!

Phoning Made Easy

When Koreans pick up the phone they’ll almost always answer with **yeoboseyo** (*yuh-bo-sae-yo*; Who is this?) You should, too. If your pronunciation is good enough, you’re bound to surprise a few of your friends in the process.

You might occasionally hear people use the formal greeting **annyeonghasimnikka** (*an-nyoung-ha-shim-ni-kka*; Hello/How are you?) after **yeoboseyo** to begin a phone conversation, but it's usually used in a telemarketer/sales representative kind of way.

Part II: Korean in Action

152

In this section, I assume that you're not going to try and sell something or close a multimillion-dollar contract deal in Korean (Therefore, does not need the formal polite form of Korean.). Instead, I will show you how to get in touch with someone that you need to talk to, leave them a message or simply leave a callback number, send a fax, send a letter or a postcard from the post office, or how to find PC rooms to "surf the net."

Finding a phone

If you don't have access to a phone at the moment, look over these phrases to ask where a public phone is (please look at Chapter 12 if you need help with directions), or ask your host if you can use their phone.

geuncheoae ssuelssuinneun jeonhwagiga eodi iseoyo? (*geun-chuh-ae sseul-soo-in-neun juhn-hwa-gee-ga uh-dee ee-ssuh-yo?*; Is there a phone I can use around here?)

geuncheoae goongjung jeonhwagiga eodi iseoyo? (*geun-chuh-ae gong-joong-juhn-hwa-gee-ga uh-dee ee-ssuh-yo*; Where is there a pay phone around here?)

jeonhwa hantong jom sseodo doelkkayo? (*juhn-hwa hantong jom ssuh-do dwel-kka-yo*; Can I please make a phone call?)

This expression can be used when you have to make a call on your own phone, but it can also be used to ask if you can use someone else's phone.

Asking someone if you can make a phone call using your own phone might seem really weird, but if you are with someone and you need to make a call, it's better to ask them for permission. This is the polite thing to do in Korea.

Similar situations in U.S. might be something like this. You are in a middle of a conversation with someone, and you just remembered that you needed to

make a really important phone call. Then you'll ask the person sitting next to you, "Do you mind if I make a quick call? or Can I please make a quick phone call?" In those cases, you need to say:

jeonhwa hantong jom haedo doelkkayo? (*juhn-hwa hantong jom hae-do dwel-kka-yo*; May I please make a phone call?)

Making the call

Korean phone numbers can be seven to eight digits long, and are preceded by a two-to three-digit **jiyeok beonho** (*jee-yuhk-bun-ho*; area code).

Hyudaepon (*hyoo-dae-pon*: cellular phones. Literal translation: Carry around phone.) or 14_037188-ch09.qxp 6/24/08 11:11 PM Page 153

Chapter 9: Making Connections: Phone, Mail, Fax, and Internet

153

haendeupon (*han-deu-pon*; cellular phone. Literal translation: Hand phone, that is phone for your hand) in Korea have separate **jiyeok beonho** from regional area codes such as 011, 010, and 016. If you can't quite figure out how to use the phone, you might want to ask your host, **jeonhwareul eottoeoke georeoyo?** (*juhn-hwa-reul uh-ttuh-kae guh-ruh-yo*; How do I make a phone call?) or **oebu jeonhwaneun eottoke georeoyo?** (*wae-boo-juhn-hwa-neun uh-ttuh-kae guh-ruh-yo*; How do I make phone calls to external numbers?) When you hear a dial tone and hear another voice at the end of the line, you might hear one of the following lines if the other person is unable to pick up the phone: **jamsihue dasi georeojuseyo.** (*jam-shi who-ae da-shi guh-ruh joo-sae-yo*; Please call me back little later.) **yeoboseyo, [some word] eyo/ [some word] ieyo.** (*yuh-bo-sae-yo, [some word] ae-yo/ [some word] ee-ae-yo*; Hello, this is [some word] .) Substitute [some word] with your name/title. **[some word] eyo** (*[some word] ae-yo*; It's [some word]) for names ending with vowels, **[some word] ieyo** (*[some word] ee-ae-yo*; It's [some word]) for names ending with consonant. For example:

yeobosaeyo, Rusaeyo. (*yuh-bo-sae-yo, Rusa-ae-yo*; Hello, this is Rusa.)
yeoboseyo, jasonieyo. (*yuh-bo-sae-yo, Jason-ee-ae-yo*; Hello, this is Jason.) **sillyejiman nuguseyo?** (*shil-lae-ji-man-noo-goo-sae-yo*; I beg your pardon, but who is this?)

jal andeullyeoyo. (*jal-an-deul-lyuh-yo*; I can't hear you well.) **dasi malsseum hae juseyo.** (*da-shi malsseum-hae-joo-sae-yo*; Could you say that again?)

cheoncheonhi malsseumhae juseyo. (*chun-chun-hee-mal-sseumhae-joo-sae-yo*; Please speak slowly.)

joesonghaeyo. jega beonhoeul jalmot georeoseoyo. (*jwae-song-hae-yo. jae-ga bun-ho-reul jal-mot guh-ruh-ssuh-yo*; I'm sorry. I dialed the wrong number.)

Talkin' the Talk

Will Rogers is at a shopping mall trying to make a call to his brother-in-law, Mr. Kim. He is looking for a phone.

Will:

jeonhwa hantong jom sseodo doelkkayo?

juhn-hwa hantong jom ssuh-do dwel-kka-yo?

May I please make a phone call?

Part II: Korean in Action

154

Sales clerk:

ye, i jeonhwareul sseuseyo.

ye, ee-juhn-hwareul sseu-sae-yo.

Yes, you can use this phone.

Will:

oebu jeonhwaneun eotteoke georeoyo

whae-boo-juhn-hwa-neun uh-ttuh-kae guh-ruh-yo?

How do I make phone calls to external numbers?

Sales clerk: tonghwaeumi deullisimyeon gubeoneul nureun-

daeum tonghwa hasigo sipeusin beonhoreul

nureuseyo.

tonghwa-eum-ee deul-li-shi-myeon goo-bun-eul noo-

reun-da-eum, tonghwa-ha-go shi-peu-shin bun-ho-

reul noo-reu-sae-yo.

After you hear the dial tone, press 9 ; then dial the

number you want to call.

Will: a,

gamsahamnida.

a, gam-sa-ham-ni-da.

Ah, thank you.

Will dials the number, and Mr. Kim picks up the phone.

Mr. Kim:

yeoboseyo.

yuh-bo-sae-yo.

Hello.

Will:

yeoboseyo, Will Rodgers imnida. Jigeum heonhwa

tonghwaga ganeunghaseyo?

yuh-bo-sae-yo, Will Rodgers-im-ni-da. jee-geum juhn-

hwa-tong-hwa-ga ganeung-ha-sae-yo?

Hello, this is Will Rogers. Can you take a call right

now?

Mr. Kim:

jigeum jeonhwareul batgiga jom gollanhaeyo. jamsi

hue jega dasi geolkkeyo.

jee-geum juhn-hwa-reul bat-gee-ga jom gol-lan-hae-

yo. jam-shi who-ae jae-ga da-shi guhl-kkae-yo.

I'm a bit preoccupied at the moment. I'll call you back
in a little bit.

Will:

a ye, annyeonghi gyeseyo.

a ye, an-nyoung-hi gye-sae-yo.

Oh, okay, have a nice day.

14_037188-ch09.qxp 6/24/08 11:11 PM Page 155

Chapter 9: Making Connections: Phone, Mail, Fax, and Internet

155

Words to Know

gukjejeonhwa

guk-jae-juhn-hwa

International call

gyohwanwon

gyohwan-won

Operator

jamkkanman gidariseyo

jamkkan-man gee-

Just a moment

da-ree-sae-yo

please.

jeonhwa

juhn-hwa

Telephone

jeonhwa hantong

juhn-hwa-hantong

One call

jigeumeun jom bappayo

jee-geum-eun jom ba-I'm little busy

ppa-yo

right now.

jiktongjeonhwa

jiktong-juhn-hwa

Direct call

keuge malsseumhae

keu-gae-malsseum-

Please speak

juseyo

hae-joo-sae-yo

louder.

nugureul chajuseyo?

noo-goo-reul cha-jeu- Who are you

sae-yo

looking for?

susinjabudam jeonhwa

soo-shin-ja-boo-dam Collect call

juhn-hwa

teullinbeonho

teullin-bun-ho

Wrong number

yeoboseyo

yuh-bo-sae-yo

Hello

Asking for someone

If the person who **daedap** (*dae-dap*; answered) the phone isn't the person you need to talk to, you need to ask for your party. The way that you ask for a person differs, depending on who you're **malhada** (*mal-ha-da*; talking) to and who you're asking for. I organized these sections according to a few possible scenarios you may encounter.

Calling business contacts

When you are calling business contacts, it is best to use the formal polite forms, rather than the informal polite forms you use in **maeil** (*mae-il*; everyday) conversation. If you do this, Koreans will be very impressed with your

Part II: Korean in Action

156

understanding of their culture ; respecting your business **sangdae** (*sangdae*; partner) is a big thing in Korea. Therefore, the following section will use the formal polite forms.

Koreans use two words to show whether or not someone is there. They are **iseoyo** (*ee-ssuh-yo*; He/she is here. Informal polite) and **gyesimnida** (*gyeshim-ni-da*; He/she is here. Formal polite). **iseoyo** is an informal polite way of saying someone is there whereas **gyesimnida** is an formal polite honorific way of saying that someone is there. For example, you'd use **gyesimnida**, when you're talking about someone in a higher position in your company and your grandparents and **iseoyo**, when you're talking about a peer, sibling, or a subordinate.

Some phrases which might be useful are as follows. You can replace

“Smith” with the name/job title of the person you are looking for.

smithssikkeseo jarie gyesimnikka? (*Smith-sshi-kke-suh ja-ree-ae gyeshimni-kka*; Is Smith there? Literal translation: Is Smith at his place?) **If Smith is not present:**

aniyo, smithssikkeseo jarie angyesimnida. (*a-ni-yo, Smith-sshi-kke-suh ja-ree-ae an-gye-shim-ni-da*; No, Smith is not here. Literal translation: Smith is not at his place.)

najunge jeonhwa georeo jusipsiyo. (*na-jung-ae juhn-hwa guh-ruh joo-ship-shi-yo*; Please call later.)

If Smith is present:

ye, smithssikkeseo jarie gyesimnida. (*ye, Smith-sshi-kkae-suh ja-ree-ae gyesim-ni-da*; Yes, Smith is here.)

jigeum bakkwo deurilkkayo? (*jee-geum ba-kkwo deu-ril-kka-yo*; Do you want me to put Smith on the phone now?)

Calling acquaintances at home

Calling your friends, classmates, and general acquaintances is pretty simple in Korean. Basically you make a call and ask **[some word] iseoyo?** ([some word] *ee-ssuh-yo*: Is [some word] there?). For example, **aliceiseoyo?** (*Alice-ee-ssuh-yo*; Is Alice there?). However, when you are calling for your teachers, Professors, or grandparents (basically someone older than you), it's a little different. You want to ask using **[some word] gyeseyo?** ([some word] *gye-sae-yo*; Is [some word] there?). For example, **harabeoji gyeseyo?** (*ha-ra-buh-ji gye-sae-yo*; Is grandfather there?).

Usual answers to these questions would be: **ye, iseoyo** (*ye, ee-ssuh-yo*; yes, he/she is here) or **aniyo, eopseoyo** (*a-ni-yo, uhp-ssuh-yo*; no, he/she is not here) and **ye, gyeseyo** (*ye, gye-sae-yo* ; yes, he/she is here) or **aniyo, angyeseyo** (*a-ni-yo, an-gye-sae-yo*; no, he/she is not here). **gyeseyo** is little more respectful than **iseoyo**. But in most instances, **iseoyo** is fine.

14_037188-ch09.qxp 6/24/08 11:11 PM Page 157

Chapter 9: Making Connections: Phone, Mail, Fax, and Internet

157

It might further help you to know that **jip** (*jeep*) and **daeg** (*daeg*) both mean *house*; however, you use **daeg** when you want to show more respect toward the person you are talking about or talking to. Usually **daeg** is used when the person you are talking to or talking about has seniority over you. For example, grandparents, professors and teachers.

Leaving a message

If the person that you wanted to talk to isn't there, you might want to leave a message so that they can get back to you. When you are leaving any kind of a message, either on an answering machine or with someone else, you need to make sure that the message is very clear. Otherwise, the person you have left the message for, will not know what to do.

Leaving messages at businesses

Please be very clear when leaving a message for someone at a business setting. Also, you need to make sure that you are using formal polite form of Korean. Some useful phrases are:

meseji jeonhae deurilkkayo? (*mae-sae-jee juhn-hae-deu-ril-kka-yo*; Do you want me to take a message?)

aniyo, gwaenchansseumnida. (*a-ni-yo, gwaenchan-sseumni-da*; No, that's all right.)

najunge dasi yeollakhagetseumnida. (*na-jung-ae da-shi yuhl-lak-ha-get-sseumni-da*; I'll call again later.)

meseji namgyeodo doegetseumnikka? (*mae-sae-jee nam-gyuh-do dwae-get-sseumni-kka*; Would it be all right if I leave a message?) **jega jeonhwa haeseotdago jeonhaejusipsiyo.** (*jae-ga juhn-hwa hae-ssuh-da-go juhn-hae-joo-ship-shi-yo*; Please say that I called.) Leaving messages at someone's home

When leaving a message at someone's home, just make sure to be very polite.

Remember, Koreans are very big on being polite and respectful.

mesejireul namgyeodo doelkkayo? (*mae-sae-jee-reul nam-gyuh-do dwel-kka-yo*; May I leave a message?)

jega jeonhwa haeseotdago jeonhaejuseyo. (*jae-ga juhn-hwa hae-ssuh-da-go juhn-hae-joo-sae-yo*; Could you please tell [some word] that I

called?) **je yeollakcheoga [some word] innida.** (*jae yuhl-lak-chuh-ga*
[some word]

im-ni-da; I can be reached at [some word].)

Je jeonhwabeonhoga innida. (*jae-juhn-hwa-bun-bo-ga* [some word] *im-*
ni-da ; My phone number is [some word].)

Part II: Korean in Action

158

seonghami eotteoke doeseyo? (*suhng-ham-ee uh-ttuh-kae dwae-sae-yo*; What is your name?)

seonghamreul dasihanbeon bulleojuseyo. (*suhng-ham-eul da-shi han-bun bul-luh-joo-sae-yo*; Could you tell me your name again?)

yeollak-cheo/jeonhwabeonhoreul dasi hanbeon bulleojuseyo. (*yuhl-lak-chuh/juhn-hwa-bun-ho-reul da-shi-han-bun bul-luh-joo-sae-yo*; Could you please repeat your contact information/phone number for me?) Leaving a recorded message

If you don't feel like leaving an awkward silence on someone's voice mail or answering machine, try using the following phrases:

annyeonghaseyo [some word] innida. (*an-nyoung-ha-sae-yo*, [some word] *im-ni-da*; Hello, this is [some word].) substitute [some word] for your name.

[some word] euro yeollakhae juseyo. ([some word] *eu-ro yuhl-lak-hae-joo-sae-yo*; Please contact me at [some word]). Substitute [some word] for your contact information, usually a phone number.

Jega dasi yeollakdeurilkkeyo. (*jae-ga da-shi yuhl-lak-deu-ril-kke-yo*; I'll contact you again later.)

Talkin' the Talk

Greg Moore decides to call Ms. Han, a close friend, at her home,

but Ms. Han's daughter, Judy, picks up the phone. Greg asks Judy to put her mother on the line.

Greg: yeoboseyo?

yuh-bo-sae-yo?

Hello?

Judy: yeoboseyo?

nuguseyo?

yuh-bo-sae-yo? noo-goo-sae-yo?

Hello? Who's this?

Greg:

gregeyo, comeoni jibe gyeseyo?

greg-ae-yo, uh-muh-ni jee-bae gye-sae-yo?

Oh, is this Judy? I'm your mom's friend Greg. Is your mother home?

Judy: ye,

gyeseyo.

ye, gye-sae-yo.

Yes, my mom's home.

14_037188-ch09.qxp 6/24/08 11:11 PM Page 159

Chapter 9: Making Connections: Phone, Mail, Fax, and Internet

159

Greg:

geureom eomeoni jom bakkwojuseyo.

geureom uh-muh-ni-jom bak-kwo-joo-sae-yo.

Oh, really? Could you put your mom on the line for me?

Judy:

ye. jamkkanman gidariseyo.

ye. jamkkan-man gee-da-ree-sae-yo.

Yes. Please hold on.

Words to Know

angyeseyo

an-gye-sae-yo

[some word] is not

here (formal polite)

bakkwojuseyo

ba-kkwo-joo-

Please put [some

sae-yo

word] on the phone

bbyeongwon

byoung-won

Hospital

eopseoyo

uhp-ssuh-yo

[some word] is not

here (informal polite)

gyeseyo

gye-sae-yo

[some word] is here

(formal polite)

isseoyo

ee-ssuh-yo

[some word] is here

(informal polite)

jamkkanman gidariseyo jamkkan-han gee-Please hold on/

da-ree-sae-yo

please wait

jip

jeep

House/home

nuguseuo

noo-goo-sae-yo

Who's this?

sijang

shi-jang

MarketSending a

Letter or Postcard

14_037188-ch09.qxp 6/24/08 11:11 PM Page 160

Part II: Korean in Action

160

Nobody likes waiting in long lines at post offices, and few people like making other people wait. When you go to the post office, it pays to know a few phrases to make everything go smoothly. If you want to send a **pyeonji** (*pyuhn-jee*; letter) or a **yeopseo** (*yuhp-ssuh*; postcard), use the phrases described in the following sections to get in and out of the **ucheguk** (*oo-chae-goog*; post office).

Buying stamps

If you want to buy some **upyo** (*oo-pyo*; stamps) for your parcel but don't know how many stamps you need, ask:

igeol [some word] ro bonaego sipeunde, upyoreul eolma eochireul

buchyeoyahaeyo? (*ee-geol [some word] ro bo-nae-go shi-peun-dae, oo-pyoreul uhl-ma uh-chi-reul boo-chuh-ya-hae-yo*; I want to ship this off to [some word], how much in stamps do I need?). Substitute [some word] with the place you want to send parcel/letter/postcard.

Once you hear the amount, you can say:

[some word] won eochi upyoreul juseyo. (*[some word] won uh-chi oo-pyo-reul joo-sae-yo*; Please give me [some word] 's worth of stamps.)

Asking for special services

If you need to send anything via express certified mail or whatnot, the following phrases may come in handy:

i soporeul [some word] ro buchineunde eolmaeyo? (*ee-so-po-reul*

[some word] ro boo-chi-neundae uhl-ma-ae-yo? (How much would it cost

to ship this via [some word]?)

i soporeul [some word] ro buchyeojuseyo. (ee-so-po-reul [some word]

ro boo-chuh-joo-sae-yo ; Please send this package for me via.) You can fill in the blanks above with the following methods of shipment: **gajang ssan upyeon** (ga-jang ssan oo-pyeon ; cheapest mail) **gajang ppareun upyeon** (ga-jang ppareun oo-pyeon: fastest mail) **hanggong upyeon** (hanggong oo-pyeon ; air mail) **jisang upyeon** (jee-sang oo-pyeon ; surface mail)

deunggi upyeon (deung-gee oo-pyeon ; registered mail)

14_037188-ch09.qxp 6/24/08 11:11 PM Page 161

Chapter 9: Making Connections: Phone, Mail, Fax, and Internet

161

And you may need to know the following phrases:

Bonaeneuni jusoga mwoeyo (*bo-nae-neun-ee joo-so-ga mwo-ae-yo*; What is the sender's address?)

Banneuni jusoga mwoeyo (*ban-neun-ee joo-so-ga mwo-ae-yo*; What is the recipient's address?)

Sending a Fax

If you need to fax something but don't have a fax machine handy, most hotels and office-supply stores in Korea will let you send a fax for a fee: sometimes reasonable, sometimes not so reasonable. Walk up to the desk and say: **yeogiseo paekseureul bonaelsu iseoyo?** (*yuh-gi-suh pek-sseu-reul bo-nael-soo-ee-ssuh-yo*; Is it possible to send a fax from here?)

They might say **yeogiseoneun paekseureul mot bonaeyo** (*yuh-gi-suh-neun pek-sseu-reul mot bo-nae-yo*; You can't send a fax from here), in which case you'll have to look for another place. But if they say **ye** (*ye*: yes), they'll most likely point you over to **chaeksang** (*chaeg-sang*; desk) or a **kaunteo** (*ka-oo-tuh*; counter) that takes care of faxes.

The assistant or clerk will almost always ask you for a number, so do yourself a favor and write it down on a piece of paper before you go so you can coolly hand over the number. Even if sending the fax is important, you might want to find out the price *before* you get charged an arm and a leg by asking **paekseureul i beonhoro bonaego sipeunde, bonaeneunde eolmayeyo?** (*paek-sseu-reul ee-bun-ho-ro bo-nae-go-shi-peun-dae, bonaeneundae uhl-ma-ae-yo*; I want to send the fax to this number. How much will it cost?) It's a good idea to inform the recipients that you are faxing them some material by saying **jaryoreul got paekseuro bonae deurigetseumnida.** (*ja-ryo-reul got pek-sseu-ro bo-nae-deu-ree-get-sseumni-da*;) I'll be sending some material by fax in a moment.) Looking for an Internet Connection

Korea is an Internet junkie's dream come true. You can find an incredibly high density of PC rooms per square block in Korea, all equipped with excellent network connection speeds. Usually each of these **PC bang** (*PC-bang*; PC

rooms) charge about one or two dollars by the hour, but if you're at a hotel or a ritzy part of town, you'll be charged an absurd price per hour, so make sure to ask **eolma** (*uhl-ma*; how much) it is.

Part II: Korean in Action

162

There are many hundreds and thousands of PC rooms in Korea. PC rooms are rooms full of state of the art PC's (at least 20 to 30 PC's per room) that all have extremely high speed Internet connection. Usually they are even highly populated around universities to enable students to do their work and "play."

You can just walk in, pay per hour usage (usually really cheap) and check your e-mails or surf the net to kill time before your date.

You can find a PC room by asking: **geuncheoe pisibangi eodie iseoyo?**

(*geun-chuh-ae pee-see-bang-ee uh-dee-ae ee-ssuh-yo*; Is there a PC room nearby?)

If you want to know how to ask for directions, look at Chapter 12 for further reference.

But don't forget to find out what the price is first. Just ask: **sigandang yogeumi eolmaeyo?** (*shi-gan-dang yo-geum-ee uhl-ma-ae-yo*; How much is the price per hour?)

Often, PC rooms have numbers above the computers so that they can track how long you've used the computer. If the assistant wants to tell you to sit at some particular number, he or she might say:

[some word] beon jarieseo keompyuteoreul sseuseyo. (*[some word] bun ja-ree-ae-suh keompyu-tuh-reul sseu-se-yo*; Please use computer number

[some word].)

Talkin' the Talk

Sean is in Seoul, looking for a computer so he can check his email and play some games.

Sean:

geuncheoe pisibangi eodie iseoyo?

geun-chuh-ae pee-see-bang-ee uh-dee-ae ee-ssuh-yo?

Is there a PC room around here?

Stranger:

jeo jjoge hana iseoyo

juh-jjok-gae ha-na ee-ssuh-yo.

There's one over there.

Sean walks over to the PC room, which looks full, and approaches the attendant.

Sean:

jigeum bin jari iseoyo?

jee-geum been-ja-ree ee-ssuh-yo?

Do you have an empty seat now?

14_037188-ch09.qxp 6/24/08 11:11 PM Page 163

Chapter 9: Making Connections: Phone, Mail, Fax, and Internet

163

Attendant:

ye, sip chil beon keompyuteoga jigeum biyeo iseoyo.

Jeo jjoge iseoyo.

*ye, ship chil bun keompyu-tuh-ga jee-geum bee-yuh
ee-ssuh-yo. juh-jjo-gae ee-ssuh-yo.*

Yes, seat seventeen 17 is empty. It's over there.

Sean:

cham, yeogineun sigandang eolmayeyo?

cham, yuh-gi-neun shi-gan-dang uhl-ma-ae-yo?

Oh, what is the rate per hour here?

Attendant: sigandang cheon obaegwonieyo

shi-gan-dang chun o-baeg-won-ee-ae-yo.

It's 1,500 won per hour.

Sean: gamsahamnida.

gam-sa-ham-ni-da.

Thank you.

Words to Know

bin

been

Empty

cham

cham

By the way

eolmayeyo

uhl-ma-ae-yo

How much is it?

jari

ja-ree

Seats

keompyuteo

keompyu-tuh

Computer

pisibang

pee-see-bang

PC pc-rooms, internet cafés

sigandang

shi-gan-dang

Per -hour

Part II: Korean in Action

164

Fun & Games

Draw a line between the matching pair.

House

jip ()

Phone number

nuguseyo ()

Hello

jeonhwabunho ()

Friend

yeollakcheo ()

Contact information

yeoboseyo ()

Who are you?

chingu ()

Chapter 10

At the Office and

Around the House

In This Chapter

Doing business at the office and at dinner

Going to meetings

Finding your way around home

Being a good houseguest

Whether you spend most of your time at the **samusil** (*sa-moo-shil*; office) or at **jip** (*jeep*; home, house), you'll want to know a word or two about **samu yongpum** (*sa-moo-yong-poom*; office supplies) and **gajeong yongpum** (*gajeong-yong-poom*; household goods). Especially, if you know few phrases in Korean, it'll be very handy at business settings to impress your business partner or your clients. They'll think that you have taken that "extra step"

to make themselves "at home" with your new found knowledge of Korean language.

In this chapter, I will teach you how to say few handy phrases to use at work, such as asking for where things are and how to use office machinery. Also included in this chapter are phrases and words to use when you are staying at your Korean friend's house. I will also teach you some Korean customs so that your host/hostess will think you are very well informed about the Korean culture.

In this chapter, I stick mostly to formal polite form of Korean speech, when doing business at the office and when going to the meetings. At other times, I will use informal polite Korean, which was the form used throughout this book.

Part II: Korean in Action

166

Getting Down to Work

Whether you're working at a **hoesa** (*hwae-sa*; company), or teaching at a **hakgyo** (*hak-gyo*; school), **il** (*il*; work) is **il**. In this section, I'll teach you some useful words and phrases to use while getting to and from workplace and also while working at the office.

Finding things at the office

For starters, you need to know at least one of the following crucial phrases you cannot live without:

keopi gigyega eodie itseumnikka? (*kuh-pee-gee-gye-ga uh-dee-ae ee-sseumni-kka*; Where is the coffee machine?) and

hwajangsiri eodie itseumnikka? (*hwajang-shi-ree uh-dee-ae ee-sseumnikka*; Where's the restroom?)

Notice that both sentences end identically:

[some word] i/ga eodie itseumnikka? ([some word] *i/ga-uh-dee-ae ee-sseum-ni-kka*; Where's [some word] ?)

If you want to specifically ask for men's or women's restrooms , substitute

[some word] with **namja hwajangsil** (*nam-ja hwajang-shil*; men's restroom) and **yeoja hwajangsil** (*yuh-ja hwajang-shil*; women's restroom):
Namja hwahangsiri eodie itseumnikka? (*nam-ja hwajang-shi-ree uh-dee-ae ee-sseum-ni-kka*; Where is men's restroom?) **Yeoja hwahangsiri eodie itseumnikka?** (*yuh-ja hwajang-shi-ree uh-dee-ae ee-sseum-ni-kka*; Where is women's restroom?)

You use **i** or **ga**, depending on whether the word ends in a consonant or a vowel. The rule is similar to how you choose *an* or *a*, but in Korean, you place the marker at the end of the word and add it as a suffix.

Office supplies

If you need to make some finishing touches on a **bogoseo** (*bo-go-suh*; report), send off a **paekseu** (*paek-sseu* ; fax) or sign a document, you need to know a few words for **samuyongpum** (*sa-moo-yong-poom*; office supplies).

In Table 10-1, you can find a few things found in, on, or around a **chaeksang** (*chaeg-sang*; desk):

15_037188-ch10.qxp 6/24/08 11:12 PM Page 167

Chapter 10: At the Office and Around the House

167

Hanging out at the water purifier

In Korea, it's hard to find water fountains.

(*chan-mool*; cold water). Sometimes, though,

Instead, you'll find water purifiers with

you may find instant **keopi** (*kuh-pee*; coffee)

jongikeop (*jong-ee-keop*; paper cups). Most

and/or **cha** (*cha*; tea) next to or near the water

water purifiers dispense **tteugeoun mul** (*tteu—*

purifiers. If you do, feel free to help yourself.

guh-oon-mool; hot water) and **chan mul**

Table 10-1

Things Around the Office

Korean Word

Pronunciation

Translation

bolpen

bol-pen

Ballpoint pen

chak

chaeg

Books

gomubaendeu

go-moo-baendeu

Rubber band

gongchaek

gong-chaeg

Notebooks

hochikiseu

ho-chi-ki-sseu

Stapler

hyeonggwangpen

hyoung-gwang-pen

Highlighter

jongi

jong-ee

Paper

keullip

keullip

Clip

munseo

moon-suh

Documents

pyeonjibongtu

pyuhn-jee-bong-too

Envelope

seoryu

suh-ryoo

Papers

seukachi teipeu

tae-ee-peu

Scotch tape

sseuregitong

sseu-rae-gee-tong

Wastebasket

syapeu

sya-peu

Mechanical pencils

upyo

oo-pyo

Stamp

yeonpil

yuhn-pil

Pencils

If you need any of these items, you may want to ask [some word] **eul/reul eodieseo guhalsu itseumnikka?** ([some word] *eul/reul uh-dee-ae-suh goo-hal-soo ee-sseum-ni-kka*; Where may I get a/some[some word]?). Substitute [some word] with the office supplies you need (see Table 10-1).

Part II: Korean in Action

168

If you want to borrow something, ask [some word] **eul/reul jom billilsu itgetseumnikka?** ([some word] *eul/reul jom bil-lil-soo it-get-sseumni-kka*; May I borrow a/some [some word]?). Substitute [some word] with the office supplies you need (see Table 10-1).

Office machines

If you want to use communal office equipment, you need to ask where it is and how to use it. Most of the time, the menus and user instructions are in Korean.

Use the following phrases to ask about office equipment:

[some word] i/ga eodie itseumnikka? ([some word] *i/ga uh-dee-ae ee-sseum-ni-kka*; Where is [some word]?)

[some word] eul/reul jom sseodo doegetseumnikka? ([some word] *eul/reul jom ssuh-do dwae-get-sseumni-kka*; May I use [some word]?)

[some word] eul/reul bonaego sipeunde, jom dowa jusigetseumnikka?
([some word] *eul/reul bo-nae-go shi-peun-dae, jom do-wa joo-shi-getseumni-kka*; I want to send a [some word], can you please help me?)

[some word] eul/reul boksahago sipeunde, jom dowa jusigetseumnikka? ([some word] *eul/reul bok-sa-ha-go shi-peun-dae, jom do-wa-ju-si-get-sseum-ni-kka*; I want to copy [some word], can you please help me?) If you're pressed for time, the most important phrase is **jom dowa jusigetseumnikka?** (*jom do-wa joo-shi-get-sseum-ni-kka*; Can you please

help me?). Just point to a thing and say it. Then the person you're speaking to will pick up on what you need.

If you need help with using certain office equipments, use the phrase

eul/reul sseuneungeoseul jom dowa jusigetseumnikka? (*[some word]*

eul/reul sseuneun-guh-seul jom do-wa-joo-shi-get-sseum-ni-kka; Can you please help me to use *[some word]* ?). Table 10-2 lists some office equipments you may need to use to get your work done. Substitute *[some word]* with the office equipment you need to use.

Table 10-2

Office Equipment

Korean Word

Pronunciation

Translation

boksagi

bok-sa-gee

Copier

jeonhwa

juhn-hwa

Telephone

keompyuteo

keompyu-tuh

Computer

Chapter 10: At the Office and Around the House

169

Korean Word

Pronunciation

Translation

paekseu

paek-sseu

Fax

peurinteo

peu-rin-tuh

Printer

peurojekteo

peu-ro-jek-tuh

Projector

Using computers

Whether you have to print out a report, read up on company updates, or check your e-mail, computers will most likely play an integral part of your work at the office. Sure, you may be a computer guru, but when you ask to use someone's computer and find that everything is in Korean, you may want to know how to ask for a little assistance.

The following phrases may help you get help:

keompyuteoreul jom sseulsu itgetseumnikka? (*keompyu-tuh-reul jom sseul-soo it-get-sseumni-kka*; May I please use a/the computer?) **yeongeo japaneuro jom bakkwo jusilsu itgetseumnikka?** (*young-uh-japaneu-ro jom ba-kkwo joo-shi-get-sseum-ni-kka*; Could you please change the keyboard input into English?) **imeileul jom hwaginhalsu itgetseumnikka?** (*ee-mae-il-eul jom hwaginhalsu it-get-sseumni-kka*; May I check my e-mail?)

intenet beuraujeoreul jom ttuiwojusigetseumnikka? (*in-tuh-net beura-oo-juh-reul jom ttui-wo-joo-shi-get-sseum-ni-kka*; Could you open up a Web browser for me?)

i munseoreul chullyeokhae jusilsu itgetseumnikka? (*ee moon-seo-reul chullyeok-hae-joo-shil-soo it-get-sseumni-kka*; Could you print out this document for me?)

paireul ryeoreo jusilsu itgetseumnikka? (*pa-ee-reul yuh-ruh joo-shil-soo it-get-sseumni-kka*; Could you open this file for me?)

pail jom bonae jusilsu itgetseumnikka? (*pa-il yom bo-nae joo-shil-soo it-get-sseumni-kka*; Could you send this file for me?)

Afterward, use this phrase to thank the person who helped you:

keompyuteoreul jal sseotseumnida, gamsahamnida. (*keompyu-tuh-reul jal-ssut-sseumni-da, gam-sa-ham-ni-da*; Thanks for letting me use the computer.)

Part II: Korean in Action

170

What to call your peers and superiors

For someone of equal or lower position, use that **sa jang nim**. The **nim** placed after a person's person's full name or family name, followed by position is a sign of further respect.

his or her position. For someone named Son

Here are a few common business titles:

Jihoon, for example, the syllable that comes first, Son, is the family name, and Jihoon is the

sajang

sa-jang

President

first name. Hence, you address him as Son

busajang boo-sa-jang Vice president

Jihoon position, Son position, or just position.

gwang

gwajang

Section chief

Never address a **sangsa** (sang-sa; superior) by his or her first name. Korean society follows a

bujang

boo-jang

Department chair

strict hierarchy that requires you to address

chajang

chajang

Vice chief

superiors with their job title as well as their family name or full name. If your boss is vice

daeri

dae-ree

Representative/

president of the company, and her name is Erica assistant

Choi, you should call her Erica Choi **busajang-**

timjang

timjang

Team leader

nim (boo-sa-jangnim; vice president), Choi

sajangnim (sa-jang-nim; president), or even just

Remember to add **nim** after each of these words

when you are addressing a superior.

or in general, you can say:

dowa jusyeoseo jeongmal gamsahamnida. (*do-wa-joo-syuh-suh jeongmal gam-sa-ham-ni-da*; Thank you so much for helping me.)

Finding people at the office

If you need to track someone down, the following passages may be of help:

[some word] jariga eodi imnikka? ([some word] *ja-ree-ga uh-dee-imnikka*; Where is [some word] 's seat?)

[some word] kkeseo jarie gyesimnikka? ([some word] *kke-suh ja-ri-ae gyeshim-ni-kka*; Is [some word] in the office?)

jamsiman gidaryeo jusipsiyo. (*jam-shi-man gee-da-ryuh-joo-ship-shi-yo*; One moment please.)

jarie gyesinji hwagin haedeutigetseumnida. (*ja-ree-ae gyeshim-jee hwaginhae-deu-ree-getseum-ni-da*; I'll check if he/she is there.)

15_037188-ch10.qxp 6/24/08 11:12 PM Page 171

Chapter 10: At the Office and Around the House

ye, jeogi imnida. (ye, juhgi im-ni-da ; Yes, it's over there.) **ye, jarie gyesimnida.** (ye, ja-ree-ae gyeshim-ni-da ; Yes, his/her seat is over there.)

jigeum jarie an gyesimnida. (jee-geum ja-ree-ae an gyeshim-ni-da ; No, he/she isn't here.)

meseji namgyeo deurilkkayo? (mae-sae-jee nam-gyuh-deu-ril-kka-yo ; Do you want to leave a message?)

Asking for directions

If you are looking for a office, meeting room, restroom, rest area, and so on, use the following phrase to ask for directions:

[some word] i/ga eodie itseumnikka? ([some word] *i/ga uh-dee-ae it-sseum-ni-kka*; Where is [some word] ?). Substitute [some word] for the office, meeting room, restroom, and so on. For example: **Hoeuisiri eodie itseumnikka?** (*hwae-ui-shi-ree uh-dee-ae ee-sseum-ni-kka*; Where is the meeting room?) Answer to above question might be something like:

a, je samusil yeope itseumnida (*a, jae sa-moo-shil yuh-pae ee-sseum-ni-da*; Ah, it's next to my office.)

Some useful words to know might be: **ape** (*a-pae*; in front), **yeope** (*yuh-pae*; next to) and **dwie** (*dwee-ae*; behind).

Talkin' the Talk

Brian is looking for Mr Kim. He stops by his office to see whether

Mr. Kim is in.

Brian:

gim timjangnimkkeseo jarie gyesimnikka? *gim tim-jangnim-kke-suh ja-ree-ae gyeshim-ni-kka?*

Is Mr. Kim at his seat?

Secretary:

**jamsiman gidaryeo jusipsiyo. jarie gyesinji hwagin-
hae deurigetseumnida.** *jam-shi-man gee-da-ryuh joo-
ship-shi-yo. ja-ree-e gye-shin-jee
hwa-gin-hae-deu-ree-get-seum-ni-da.*

One moment, please. I'll check to see if he's in.

15_037188-ch10.qxp 6/24/08 11:12 PM Page 172

Part II: Korean in Action

172

Brian: *ye,*

gamsahamnida.

ye, gam-sa-ham-ni-da.

Sure. Thank you.

Secretary:

ye, jigeum jarie gyesimnida. gim timjangnimkkeseo

got naosilgeomnida.

ye, jee-geum ja-ree-ae gyeshim-ni-da. gim timjang-nim-kke-suh got na-o-shil-gum-ni-da.

Yes, he's in his seat. He'll be coming out to see you in a moment.

Mr. Kim:

smith gwajangnim, waenirisimnikka?

Smith gwajang-nim, waen-ee-ree-shim-ni-kka?

Hey, Mr. Smith, what are you doing round these parts?

Brian:

**hoegye gwallyeon jaryoe gwanhae mureobolge
iseoseoyo. hoeuiga kkeunnamyeon jamsi mannaseo
yegihal su itgetseumnikka?**

*hwae-gye gwallyeon-ja-ryo-ae gwanhae moo-ruh-bol-
gae ee-ssuh-suh-yo. hwae-ui-ga kkeunna-myun jam-
shi man-na-suh yae-gee-hal soo it-get-sseumni-kka?*

I have few questions to ask you about the accounting
information. Could we possibly meet and talk after
the meeting?

Mr. Kim:

joseumnida. du sie jigwon hyugesireseo mannalkkayo?

*josseum-ni-da. doo shi-ae jee-gwon hyoo-gae-shil-
ae-suh man-nal-kka-yo?*

Okay, how about if we meet at two o'clock in the
employee lounge?

Brian:

ye, josseumnida. geureom sugohasipsiyo.

ye, josseum-ni-da. geu-rum soo-go-ha-ship-shi-yo.

Yeah, that sounds great. Have a nice day.

Words to Know

bokdo

bok-do

Hallway

chulgu

chul-gu

Exit

ellibeiteo

el-lee-bae-ee-tuh

Elevator

gyedan

gye-dan

Stairwell

15_037188-ch10.qxp 6/24/08 11:12 PM Page 173

Chapter 10: At the Office and Around the House

173

ipgu

eep-gu

Entrance

japangi

ja-pan-gi

Vending machine

jeongsugi

jeong-soo-gi

Water purifier

robi

ro-bee

Lobby

Attending Meetings

Meetings are an inevitable part of the job. If you're doing business with Korean clients, they'll most likely bring their own interpreters. But saying a little Korean at the beginning of a meeting will leave a good impression and it may just give you an advantage over the competition.

Making introductions

For more on personal introductions, refer to Chapter 3 particularly to the section on bowing and shaking hands. Here are two common introductions used in meetings:

yeoreobun, annyeonghashimnikka. (*yuh-ruh-boon an-nyoung-ha-shim-nikka*; Hello, ladies and gentlemen.)

yeoreobun, mannaseo bangapseumnida. (*yuh-ruh-boon man-na-suh bang-gaap-sseumni-da*; It's a pleasure to meet you all.)

hoeuireul sijak hagetseumnida. (*hwae-ui-reul shi-jak-ha-get-seum-ni-da*; Let's start the meeting.)

Speaking up in a meeting

The following phrases should come in handy during the meeting:

jilmuni itseumnida. (*jil-moo-nee it-sseum-ni-da*; I have a question.)
geonuisahangi itseumnida. (*guh-n-ui-sa-hang-ee it-seum-ni-da*; I have a suggestion.)

Part II: Korean in Action

174

siksa hue hoeuireul gyesok hagetseumnida. (*shik-sa hoo-ae hwae-ui-reul gye-sok ha-get-sseumni-da*; We'll continue after the meal.)

jamsi swieotda dasi sijakhagetseumnida. (*jam-shi swi-uht-da da-shi shi-jak-ha-get-seum-ni-da*; We'll take a quick break before continuing.)

[some word] bungan hyusigi itgetseumnida. (*[some word] boon-gan hyoo-shi-gee it-get-sseumni-da*; We will have a [some word] minute break.)
Substitute [some word] with time.

pigonhasimnikka? (*pee-gon-ha-shim-ni-kka*; Are you tired?) **jeongmal pigonhamnida.** (*jeongmal pee-gon-ham-ni-da*; I'm exhausted.)
gwaenchansseumnida. (*gwaenchan-sseumni-da*; I'm all right.) **jom swieotda halkkayo?** (*jom swi-uht-da hal-kka-yo*; Do you want to take a break?) **oneul hoeuireul iman machigetseumnida.** (*o-neul hwae-ui-reul ee-man ma-chi-get-sseum-ni-da*; We'll finish today's meeting.)

Commenting about other people

This section is devoted to comments that Koreans make about other people, and possibly even you.

jom ginjanghangeot gatseumnida. (*jom ginjang-han-guht gat-sseum-ni-da*; I/You/He/she looks a little nervous; formal polite). The sentence omits the subject, so you can use it depending on context.

mwonga jom misimjeokseumnida. (*mwon-ga jom mee-shim-juhk-sseumni-da* ; It sounds questionable ; formal polite)

jeongmal joeungeot gatseumnida. (*jeongmal jo-eun-guht gat-sseum-ni-da*; It sounds great ; formal polite)

iri jal jinhaengdoeneun geot gatseumnida. (*ee-ree jal jinhaeng-dwae-neun-guht gat-sseum-ni-da*; It seems like everything is going well ; formal polite) Making the Rounds: Business Dinners Many offices regularly go out to **hoesik** (*hwae-shik*; company dinners). **hoesik** are a regular part of Korean business culture, and although you can miss a few, it is best if you attend most them ; they're are a good chance to meet people in your office and talk to them.

Sometimes after dinner, everyone goes to another restaurant or a bar. Each relocation is called a **cha** (*cha*; round). The **il cha** (*il cha*; first round) may be dinner at a nice restaurant ; the **i cha** (*ee cha*; second round) may be a bar, 15_037188-ch10.qxp 6/24/08 11:12 PM Page 175

Chapter 10: At the Office and Around the House

175

followed by another bar, such a karaoke bar, and so on. It's not unheard of for a few members of the office to stay out the entire night and go straight back to work the next day.

If you're going out after your first day at the office, people will pour you many drinks so be aware.

Drinking politely

For the first shot of the night, it's a good idea to drink, or at least to raise your glass when everyone else does.

You may hear people ask **hanjan badeusijyo?** (*han-jan ba-deu-shi-jyo*; Would you like a shot?), offer one another drinks, and pass the shot glass around.

This activity is called **janeul dollinda** (*jan-eul dol-lin-da*; passing the shot glass), and throughout the process, everyone shares a single glass. If you feel like it, you can take a shot and pour a shot for someone else (see the following section).

Pouring shots

In Korea, it's considered to be bad form to pour yourself a shot.

If you want to drink, hold up your empty shot glass with your right hand ; use your left hand to prop up your right arm; and sway your shot glass from side to side while looking at someone. That person will pick up the cue and pour you a shot. Likewise, if you notice someone motioning for a shot, make sure that you help him or her out.

Serving (and being served by) superiors

Another thing you may want to keep in mind is to pour shots for seniors by using both hands. You can hold the bottle with both hands or support your right arm with the left one. When a senior is pouring you a shot, make sure you hold your shot glass with both hands.

You may want to look around and observe a few people doing this before doing it yourself. If you're drinking with peers, juniors, or friends, however, what you do usually doesn't matter.

When you drink in front of a senior, make sure to turn your head to the side (so that you are not facing the senior who poured you a drink) and drink. It is considered rude and disrespectful if you face the senior and drink facing them.

Part II: Korean in Action

176

Declining drinks

If you don't drink, say **sureul anmasimnida** (*soo-reul an-ma-shim-ni-da*; I don't drink). If you don't think you can possibly drink anymore or reached your limit, say **sureul deo mot masimnida** (*soo-reul duh-mot ma-shim-ni-da*; I can't drink anymore). However, your co-workers, may not believe you and still keep pouring you the drink. This is the Korean drinking culture, so don't be surprised if people are forcing you to drink.

Making Yourself at Home

If you are staying at a Korean friend's house, they will go out of their way to make you feel welcome. Graciously accept their generosity, and in these instances, it is perfectly okay to use the informal polite form of Korean we have used in the previous chapters, rather than the formal polite form which was used at a business setting.

In this section, I will teach you basic phrases and words you need to make a good impression on your host, while staying at their house. I will cover the topics including various types of houses in Korea, using the bathroom, visiting Korean friend's house, taking tours, and also good manners for eating and drinking at someone's house.

The place where you live

Home can be an apartment, a condominium, or a single-family home. In

Korea, people call their dwellings **jip** (*jeep*: home, house), which may be in any of the categories listed in Table 10-3.

Table 10-3

Housing Categories

Korean Pronunciation

English

dandok jutaek

dan-dok joo-taek

Single-family house

yeollip jutaek

yeollip joo-taek

Row house

apateu

a-pa-teu

Apartment

wollum

won-room

One room

15_037188-ch10.qxp 6/24/08 11:12 PM Page 177

Chapter 10: At the Office and Around the House

177

Trash talking: Getting rid of refuse

The Korean government enforces strict policies

cans, and leftover food items. In Korea, separate trash. Every household is required to buy rate bags are used for leftover food: **eumsing-special jongnyangje sseuregi bongtu** (jongmul sseuregibongtu (eumsing-mool sseu-rae—nyang-jae sseu-rae-gee bong-too; trash bags) gee-bong-too; trash bag for leftovers).

from stores. As a result, most Koreans recycle

If you decide to double-wrap a trash bag, make everything they can.

sure that the government-issued trash bag is

If you need to take out the trash at your own

clearly visible; otherwise, you'll be breaking the place, make sure to separate paper, plastic,

law.

To tell someone where you live, use this phrase:

jeoneun [some word] eseo sarayo. (*juh-neun [some word] ae-suh sa-ra-yo*; I live in a ____). Substitute [some word] with the words for different hous-ings above.

If you want to refer to your house in conversation, say **uri jip** (*u-ri jip*; My house).

Literally, **uri jip** (*oo-ree-jeep*) or **jeohui jip** (*juh-hee jeep*) means our house, but in conversational Korean, **uri** (*oo-ree*; our) or **jeohui** (*juh-hee*) is used instead of **nae** (*nae*; my).

The smallest room

A few things may catch you off guard when you try to take a shower in Korea.

The first is that there are no shower curtains. You also won't find any fabric floor mats in contact with the floor. The reason is that Korean bathrooms have a drainage system built into the floor, so that it isn't a problem if a little water splashes around. Often, the floors in bathrooms get wet, and you need to buy yourself a pair of plastic slippers to wear in the bathroom.

The next thing that might take you off guard is that the bathtub might be full of random things. You might even wonder if Koreans ever use the bathtub.

The answer is that they usually don't. Koreans may have showers in their bathtub (taking the shower head down from its holder) or bath children in there. However, for most Korean adults, rather than having a bath at home, they LOVE to go to the bath house instead. Now days, new apartments being built have showers but no bathtubs for this reason.

Part II: Korean in Action

178

The last thing I'd like to mention is important, especially if you don't like taking showers with cold water. To have hot showers, you need to turn on the boiler system in the house manually. Make sure it's turned on several minutes before you turn on the hot water. Otherwise, you might begin your morning in a start. To prevent this from happening, ask your host **jigeum tteugeoun mul nawayo?** (*jee-geum tteu-guh-oon mool na-wa-yo*; Is the hot water running?).

Visting Koreans at Home

In this section, I go over a few words for particular activities in the house, such as relaxing with friends and grabbing a bite to eat.

Koreans do not wear shoes in the house. So when visiting a Korean's house, be sure to take your shoes off. Taking shoes off shows that you respect the person's property and the person you are visiting. It is considered rude and dirty to wear the shoes in the house. Korean's house is like a sanctuary they come to relax after a day's hard work. You don't want to drag all the dirt from the street to the place that is supposed to be clean and relaxing. However, sometimes your host or hostess may tell you that its alright if you don't take your shoes off. But they are just trying to be polite, so that you feel more comfortable at their home. If I were you, I'd still take my shoes off.

Taking the tour

Is your chingu (*chin-goo*; friend) showing you around his house? The following phrases may come in handy:

yeogiga eoneu bangieyo? (*yuh-gi-ga uh-neu bang-ee-ae-yo*; Which room is this?)

yeogiga nugu bangieyo? (*yuh-gi-ga noo-goo bang-ee-ae-yo*; Whose room is this?)

bangi myeot gaeeyo? (*bang-ee myuht gae-ae-yo*; How many rooms are there?)

Table 10-4 lists a few words for various parts of a house.

Table 10-4

Around the House

Korean

Pronunciation

English

daemun

daemoon

Gate

hyeongwan

hyun-gwan

Entrance

15_037188-ch10.qxp 6/24/08 11:12 PM Page 179

Chapter 10: At the Office and Around the House

179

Korean

Pronunciation

English

geosil

guh-shil

Living room

anbang

an-bang

Main room/master bedroom

chimsil

chim-shil

Bedroom

seojae

suh-jae

Study room

bang

bang

Room

bueok

boo-uhk

Kitchen

hwajangsil

hwajang-shil

Bathroom/restroom

beranda

bae-ran-da

Veranda, porch, or balcony

changgo

changgo

Storage

byeokjang

byuhk-jang

Wall closet for storage (for anything)

otjang

ot-jang

Wardrobe closet (for clothes and blankets)

Chilling out

When you're hanging out in someone's yard or watching a film in the living room, these phrases should come in handy:

eumageul teulkkayo? (*eu-mak teulkka-yo*; Should I put on some music?)

yeonghwareul bolkkayo? (*young-hwa-reul bol-kka-yo*; Do you want to watch a film?)

terebireul bolkkayo? (*tae-rae-bee-reul bol-kka-yo*; Do you want to watch some television?)

bureul kkeulkkayo? (*boo-reul kkeulka-ya*; Do you want to turn off the lights?)

bureul kilkkayo? (*boo-reul kil-ka-ya*; Do you want to turn on the lights?)
mwo piryohangeo iseuseyo? (*mwo pee-ryo-han-guh ee-sseu-sae-ya*; Do you need something?)

deouseyo? (*duh-oo-sae-ya*; Are you feeling hot?)

chuuseyo? (*chu-oo-sae-ya*; Are you feeling cold?)

Part II: Korean in Action

180

Talkin' the Talk

Bill is visiting Christine in Seoul, and they are hanging out at Christine's place.

Bill:

christine ssi, yeonghwana han pyeon bolkkayo?

Christine sshi, young-hwa-na han pyeon bol-kka-yo?

Christine, would you like to watch a movie?

Christine:

**ye, monty python joahaseyo? takja wie dibidiga
iseoyo.**

*Ye, Monty Python jo-a-ha-sae-yo? Tak-ja wee-ae
dee-bee-dee-ga ee-ssuh-yo.*

Yes, do you like Monty Python? It's on top of the
small table.

Bill:

dangyeonhi joahajyo. jega jeil joahaneun yeongh-

waeyo!

*Dang-yuhn-hee jo-a-jyo. Jae-ga jae-il jo-a-ha-neun
yeonghwa-ae-yo!*

Of course I like it. It's my favorite film!

Christine:

**geureom uri geugeo bwayo. bill ssi, bul jom kkeo-
jusillaeyo? najunge jeonyeogeun mwo sikyeo
meogeulkkayo?**

*Geureom oo-ree geu-guh bwa-yo. Bill sshi, bool jom
kkuh-joo-shil-lae-yo? na-joong-ae juh-nyuh-geun
mwo shi-kyuh kka-yo?*

Then let's watch that. Bill, could you turn off the
lights? And later on, do you just want to order out
for dinner?

Bill: geureojyo

mwo.

Geu-ruh-jyo mwo.

Sure, let's do that.

Words to Know

achim

a-chim

Breakfast

bangseok

bangseok

Floor cushions

bul

bool

Lights/fire (depend on the context)

dibidi

dee-bee-dee

DVD

15_037188-ch10.qxp 6/24/08 11:12 PM Page 181

Chapter 10: At the Office and Around the House

181

dibidi peulleieo

dee-bee-dee peul-

DVD player

lae-ee-uh

jeomsim

juhm-shim

Lunch

jeonyeok

juh-nyuk

Dinner

keopi teibeul

kuh-pee tae-ee-beul

Coffee table

radio

ra-dee-o

Radio

sopa

so-pa

Sofa

takja

tak-ja

Small table

terebi

tae-rae-bee

Television

yeong hwa

young-hwa

Movies

Eating and drinking

If you want more information about eating, refer to Chapter 5. Here, you'll find some words and phrases to use when you want to grab something to eat or do a little cooking at someone's house:

eumnyosu han jan masilleyo? (*eum-nyo-soo han-jan ma-shil-lae-yo*; Would you like a drink?)

eumnyosu han jan masilsu iseulkkayo? (*eum-nyo-soo han-jan ma-shil-soo ee-sseul-kka-yo*; May I have a drink?)

mwo masilleyo? (*mwo ma-shil-lae-yo*; What would you like to drink?)
baeopeuseyo? (*bae-go-peu-sae-yo*; Are you hungry?)

meogeul geot jom gatda deurilkkayo? (*muh-geul-guh jom gat-da deurilkka-yo*; Do you want me to get you something to eat?)

mwo jom sikyeo meogeulkkayo? (*mwo jom shi-kyuh muh-geul-kka-yo*; Do you want me to order some food?)

[some word] piryohaseyo? (*[some word] pee-ryo-ha-sae-yo*; Do you need [some word] ?)

[some word] deusilleyo? (*[some word] deu-shil-lae-yo*; Do you want to eat [some word] ?)

[some word] masillaeyo? (*[some word] ma-shil-lae-yo*; Do you want to drink [some word] ?)

Part II: Korean in Action

182

[some word] sseodo doelkkayo? (*[some word] ssuh-do dwel-kka-yo*; May I use [some word] ?)

[some word] iseoyo? (*[some word] ee-ssuh-yo*; Do you have [some word] ?) You can substitute [some word] with the things you need, want to eat, want to drink, want to use, and so on.

Most Koreans have tables and chairs in their dining rooms, but not all do.

Sometimes, you'll sit on the floor and have your food served to you on a folding table. However, this can have quite an effect on your legs. If the pain in your legs is too much for you to bear, you can excuse yourself and ask if you can sit on the sofa for a while or stand and walk around. Koreans will totally understand.

Talkin' the Talk

Later in the evening, Doug feels a little peckish and wants to have a snack.

Doug:

(rubbing his stomach) **june, hoksi gansikgeori**

eopseoyo?

June, hok-shi gan-shik-guh-ree uhp-ssuh-yo?

June, do you have something to nibble on?

June:

**eojjeojyo? gansikgeoriga eomneundeyo. tongdalgi-
rado sikilkkayo?**

*uh-jjuh-jyo? Gan-shik-guh-ree-ga uhm-neun-dae-yo.
tong-da-gee-ra-do shi-kil-kka-yo?*

Guess what? I don't have any nibblies. Should I order
a roast chicken?

Doug:

jega sikilkkeyo. jeonhwabeonhoga mwojyo?

jae-ga shi-kil-kke-yo. juhn-hwa-bun-ho-ga mwo-jyo?

I'll order it. What is their phone number?

June:

032-933-7495eyo.

gong-sam-ee-ae goo-sam-sam chil-sa-goo-o-ae-yo.

It's 032-933-7495.

Doug:

(picking up the phone and dialing the numbers) **yeo-**

boseyo, yeogi ABC apateu 9 dong 102 ho indeyo

tongdak hanmarirang maekju dubyeong gatda-

juseyo. gomawoyo.

yuh-bo-sae-yo, yuh-gi ABC a-pa-teu 9 dong 102 ho

in-dae-yo. tongdak han-ma-ree-rang maek-joo doo—

byoung gat-da-joo-sae-yo. go-ma-wo-yo.

Hello? This is ABC apartment building 9, household

number 102. Please bring 1 roast chicken and 2 bottles of beer. Thank you.

15_037188-ch10.qxp 6/24/08 11:12 PM Page 183

Chapter 10: At the Office and Around the House

183

Words to Know

banchan

banchan

Side dishes

bap

bap

Rice

bapgonggi

bapgong-gi

Rice bowl

doma

do-ma

Cutting board

eummyosu

eum-nyo-soo

Soft drink

gansikgeori

gan-shik-guh-ree

Nibblies/snacks

geureut

geureut

Bowl

gwaja

gwa-ja

Crackers

jan

jan

Glass

jeonjareinji

juhn-ja-re-in-jee

Microwave oven

jeopsi

juhp-shi

Plate

kal

kal

Knife

maekju

maek-joo

Beer

keop

kuhp

Cup

naengjanggo

naengjang-go

Refrigerator

naengdonggo

naengdong-go

Freezer

reinji

re-in-jee

Range, stove

sikilkkayo?

shi-kil-kka-yo

Should I order it?

siktak

shik-tak

Dining table

soju

so-joo

Korean alcoholic

drink

sul

sool

Alcoholic drink

tongdak

tongdak

Roast chicken

Part II: Korean in Action

184

Staying over

If you're sleeping over at a Korean friend's house, you may notice that the bedroom doesn't have a **chimdae** (*chimdae*; bed). In traditional Korean homes, people put out thick blankets on the floor as opposed to setting up beds, as in Western culture.

If you want to know more about why Koreans do this, please look in Chapter 20 under "Don't walk in a house with your shoes on."

The following phrases may be helpful during your visit:

annyeonghi jumuseyo. (*an-nyoung-hee joo-moo-sae-yo*; Sleep well. Used when saying "good night" to people older than you.)

jal jayo. (*jal ja-yo*; Sleep well. Can be used at anyone besides person with seniority.)

pyeonhi swiseyo. (*pyuhn-hee swi-sae-yo*; Rest well.)

eodiseo jal kkayo? (*uh-dee-suh jal-kka-yo*; Where should I sleep?) The next morning, it is a good idea to say the following phrases:

annyeonghi jumusyeoseoyo? (*an-nyoung-hee joo-moo-syuh-ssuh-yo*; Did you sleep well? ; used for people with seniority.)

jal jaseoyo? (*jal ja-ssuh-yo*; Did you sleep well? ; used for everyone else.)
Grooming and hygiene matters

You may want to brush your teeth before you go to sleep or ask for a towel before you go in to take a shower. These phrases may help:

sugeoi piryohaseyo? (*soo-geon-ee pee-ryo-ha-sae-yo*; Do you need a towel?)

sugeoneul jom billilsu iseulkkayo? (*soo-geon-eul jom bil-lil-soo ee-sseul-kka-yo*; May I borrow a towel?)

chitsori piryohaseyo? (*chi-sol-ee pi-ryo-ha-sae-yo*; Do you need a toothbrush?)

chitsol han gae billil su iseulkkayo? (*chi-sol han-gae bil-lil-su ee-sseul-kkayo*; May I borrow a toothbrush?)

syawo jom haedo gwaenchanayo? (*sya-wo jom hae-do gwaenchan-a-yo*; Is it all right if I take a shower?)

syawo hasillaeyo? (*sya-wo ha-shil-lae-yo*; Do you want to take a shower?)
15_037188-ch10.qxp 6/24/08 11:12 PM Page 185

Chapter 10: At the Office and Around the House

185

If accidents happen

Sometime the toilets get clogged. Actually, in Korea, this happens quite a bit.

It's probably best to confess if you've clogged the toilet, and ask for some help of your host/hostess.

If you insist on finding a plunger on your own (because you are too embarrassed to ask for help of your host/hostess), go to a **jeonpasa** (*juhn-pa-sa*; electronics/hardware store) and ask **byeongitong ttulleun geo jom salsu iseulkkayo?** (*byuhn-gee-tong ttulleun-guh jom sal-soo ee-sseul-kka-yo*; May I buy a plunger?) or go to the neighbors and ask **byeongitong ttulleun geo jom billil su iseulkkayo?** (*byuhn-gee-tong ttulleun-guh jom bil-lil-soo ee-sseul-kkayo*; May I borrow a plunger?).

Korean doesn't really have a word that means *plunger*, so it's just called *the thing that unclogs toilets*. Some people might call it **ttureoppeong** (*ttu-ruh-ppung*; thing that unclogs). You may want to make a plunging motion while you ask.

Talkin' the Talk

Bill is sleeping over at Christine's for the evening. He wants to take a shower before he turns in.

Christine:

sopae baegehago ibureul rollyeo nwaseoyo.

so-pa-ae bae-gae-ha-go ee-boo-reul ol-lyuh nwa-ssuh-yo.

I've put a pillow and a blanket on the sofa.

Bill:

gomawoyo Christine ssi. geureonde hoksi sugeon

jom billilsu iseulkkayo?

go-ma-wo-yo Christine sshi. geu-ruhn-dae hok-shi soo-geon jom bil-lil soo ee-sseul-kka-yo?

Thanks, Christine. But could I borrow a towel?

Christine:

dangyeonhajyo. jamkkanmannyo.

dang-yuhn-ha-jyo. jamkkan-man-nyo.

Of course. One moment.

Bill:

**gomawoyo. (Bill takes the towel and walks into the
bathroom.)**

go-ma-wo-yo.

Thank you.

15_037188-ch10.qxp 6/24/08 11:12 PM Page 186

Part II: Korean in Action

186

Words to Know

begye

be-gae

Pillow

binu

bee-noo

Soap

chitsol

chi-ssol

Toothbrush

chiyak

chi-yak

Toothpaste

damnyo

dam-nyo

Thick blankets

ibul

ee-bool

Blankets

jjl

jel

Gel

mogyok

mo-gyok

Bath

renjeutong

ren-jeu-tong

Contact-lens case

rosyeon

ro-syuhn

Lotion

semyeondae

se-myuhn-dae

Washbasin

sigyeomsu

shi-gyuhm-soo

Lens fluid

siteu

shi-teu

Sheets

sugeon

soo-geon

Towel

syawo

sya-wo

Shower

yo

yo

Quilt

yokjo

yok-jo

Bathtub

Cleaning up

If you're staying at someone's house for more than just a night, you may want to help a little around the house. Ask where the vacuum cleaner is and even help do the dishes. Your hosts will be impressed not only by your fluent Korean, but also by your considerate behavior.

Chapter 10: At the Office and Around the House

187

Some useful phrases might be:

Jega cheongsoreul dowadeurilkkeyo. (*jae-ga chung-so-reul do-wa-deurilkke-yo*; I'll help with cleaning the house.)

Jega seolgeosireul dowadeurilkkeyo. (*je-ga sul-guh-jee-reul do-wa-deurilkke-yo*; I'll help with doing the dishes.)

Jega ppallaereul dowadeurilkkeyo. (*je-ga ppallae-reul do-wa-deu-ril-kkeyo*; I'll help with the laundry.)

The words in Table 10-5 may come in handy.

Table 10-5

Cleaning

Korean

Pronunciation

English

cheongso

chung-so

clean

jeongni

jung-nee

organize

seolgeoji

sul-guh-jee

wash dishes

gomujanggap

go-moo-janggap

rubber gloves

haengju

haeng-joo

dishcloth

geollae

guhl-lae

rags for wiping the floor

rakseu

rak-seu

bleach

bitjaru

bit-ja-roo

broom

sseurebaji

sseu-rae-ba-gi

dustpan

daegeollae

dae-guhl-lae

mop

meonji

muhn-jee

dust

ppallae

ppallae

laundry

setakgi

sae-tak-gee

washing machine

geonjogi

geon-jo-gee

dryer

sejae

sae-jae

detergent

Part II: Korean in Action

188

Fun & Games

Match corresponding Korean and English phrases and words.

cheongso

Should I order it?

mogyok

kitchen

sikilkkayo?

Can you please help me?

jom dowa jusigetseumnikka?

copier

jeongmal pigonhamnida

I'm exhausted

syawo hasillaeyo?


clean

bueok

bath

boksagi

Do you want to take a shower?



Part III

Korean on the Go

16_037188-pp03.qxp 6/24/08 11:12 PM Page 190

In this part . . .

Okay, you won't have any fun if you just go to Korea and sit in your hotel room. Of course, to get out of your hotel room and around town, you have to know some specific expressions as well as where to find things you need, like taxis, a place to eat, and so on. If you're traveling, use this part to make your experience more enriching as well as make your traveling easier. If you need to exchange currency, book a hotel room, or ask for directions, the chapters in this part provides you with all you need to know.

17_037188-ch11.qxp 6/24/08 11:12 PM Page 191

Chapter 11

Money, Money, Money

In This Chapter

Getting familiar with Korean won

Exchanging currency

Handling ATM transactions

Paying with cash, plastic, and checks

don (*don*; money), in its multitude of denominations and currencies, shapes and forms, helps us supply and demand products, goods, and

services. If you want to, you can use it to buy a car, caviar, a four star day-dream, or maybe even a football team. But regardless of what you do with your money, it's hard to imagine going a day without it.

In this chapter, you enter the fray by learning how to get the money from the **eunhaeng** (*eun-hang*; bank), how to exchange it, and how to pay with **hyeongeum** (*hyun-geum*; cash) or **kadeu** (*ka-deu*; credit card).

Knowing Korean Currency

In South Korea, the local currency is the **won**. The **won** is pronounced like the *won* in “The Sox won the Series.”

Korean currency is roughly 1,000 won to the dollar. So every penny is worth about 10 won. Here are the denominations to know:

il won (*il-won*; 1 won): Worth a tenth of a penny. Although you can still use them to buy things, 1-won pieces are hard to come by nowadays.

sip won (*ship-won*; 10 won) and **osip won** (*o-ship-won*; 50 won): The pennies and dimes of Korea. Most people find these coins a hassle to deal with. You can likely find **sip won** on the ground just like U.S. pennies.

baek won (*baek-won*; 100 won): It has the same size and color as a quarter. These coins are used about as often as quarters but are actually worth about as much as a dime.

Part III: Korean on the Go

192

obaek won (*o-baek-won*; 500 won): This coin has the size and shape of a 50-cent piece, but they are used much more extensively.

cheon won (*chun-won*; 1,000 won): A white and light purple bill, is worth roughly \$1.

ocheon won (*o-chun-won*; 5,000 won): A white and brown bill, is worth roughly \$5.

man won (*man-won*; 10,000 won): A green bill, roughly worth about \$10.

The **man won** bill is the largest denomination printed by the Korean National Bank.

supyo (*soo-pyo*; special bank check): Koreans do not use checks like we do. However, for denominations larger than **man won**, they have something called **supyo**. These **supyo** comes already printed with the amount.

When you are using **supyo** in Korea, you need to show your identification and sign at the back of the **supyo**, just like endorsing checks. The most commonly used **supyo** is **sipman won** (*ship-man-won*; \$100). Other amounts of **supyo** are **osipman won** (*o-ship-man-won*; \$500) and **baek-man won** (*baek-man-won*; \$1000), but these are not very commonly used. You may need to pay a small fee if you want to go to a bank and take some money out using **supyo**.

It takes a while to get used to seeing so many zeroes behind the numbers, but it might help to know that Koreans usually put a comma after every three digits for easy reading. So you can think of the 1,000-, 5,000-, and 10,000-won bills as \$1, \$5, and \$10 bills, respectively.

Changing Currency

Most banks in Korea exchange foreign currency at competitive rates, almost always better than those of hotels or kiosks, and almost all of them will exchange U.S. dollars for **won**. Even if you forgot to exchange your money before getting to Korea there are several banks at the airport that will exchange your dollars for **won**, so there's no need to sweat it. However, you may need to pay a small fee when you are exchanging currencies in Korea.

Some banks have their customers wait in line, but many of them require that you take a numbered ticket, take a seat somewhere and wait your turn. Once you see your number light up at one of the counters, walk towards the teller and be ready to take care of your business.

The phrases that I have included below are ones that you might hear the teller use, and ones that you might want to use yourself. I have listed the sentences roughly in the order of what words you may use during a visit to exchange currency. Although you can still use informal polite form of Korean 17_037188-ch11.qxp 6/24/08 11:12 PM Page 193

Chapter 11: Money, Money, Money

193

to answer bank tellers, please note that at a bank setting, the tellers will usually use formal polite form of Korean, and they use Sino-Korean numbers.

(For more information on Sino-Korean numbers, look in Chapter 2.)

[some word] beon sonnim [some word] [some word] beon changguro

osipsiyo. (*[some word] bun son-nim [some word] [some word] bun chang-goo-ro o-ship-shi-yo*; Will customer number [some word] please come to counter number [some word] [some word]? ; formal polite). Substitute [some word] for the number ticket you are carrying, and [some word]

[some word] for the number of the counter. For example:

sibobon sonnimb, gubeon changguro osipsiyo. (*ship-o-bun son-nim, goo-bun chang-goo-ro o-ship-shi-yo*; Will customer number 15 please come to counter number 9? ; formal polite)

oneul mueoseul dowadeurilkkayo? (*o-neul moo-uh-seul do-wa-deurilkka-yo*; How may I help you today? ; formal polite)

oneul museun illo osyeotseumnikka? (*o-neul moo-seun il-lo o-syuh-sseumni-kka*; What business brings you here today? ; formal polite) Your answers to above questions might be something like below. However, you can either use formal polite or informal polite form to answer the teller.

Either is just fine, although I think most Koreans will use the informal polite forms in this case.

hwanjeoneul hago sipseumnida. (*hwan-juhn-eul ha-go ship-sseum-ni-da*; I would like to exchange some currency ; formal polite)

hwanjeoneul hago sipeoyo. (*hwan-juhn-eul ha-go shi-puh-yo*; I would like to exchange some currency ; informal polite)

dalleoreul wonhwaro bakkwo jusipsiyo. (*dal-luh-reul won-hwa-ro ba-kkwo joo-ship-shi-yo*; I would like to exchange dollars for won ; formal polite) **dalleoreul wonhwaro bakkwo juseyo.** (*dal-luh-reul won-hwa-ro ba-kkwo joo-sae-yo*; I would like to exchange dollars for won ; informal polite) **dalleo dae wonhwa hwannyuri eotteoke doemnikka?** (*dal-luh dae wonhwa hwan-yoo-ree uh-ttuh-kae dwem-ni-kka*; How is exchange rate for the dollar to the won? ; formal polite) **dalleo dae wonhwa hwannyuri eotteoke doeyo?** (*dal-luh dae won-hwa hwan-yoo-ree uh-ttuh-kae dwae-yo*? ; How is the exchange rate for the dollar to the won? ; informal polite) **yeohaengja supyoreul bakkulttaeneun hwannyuri eotteoke doem-**

nikka? (*yuh-haeng-ja soo-pyo-reul ba-kkul-ttaeneun hwan-yoo-ree uh-ttuh-kae dwem-ni-kka*? What is the exchange rate, when you exchange traveler's checks? formal polite)

yeohaengja supyoreul bakkulttaeneun hwannyuri eotteoke doeyo?

(*yuh-haeng-ja soo-pyo-reul ba-kkul-ttaeneun hwan-yoo-ree uh-ttuh-kae-dwae-yo*; What is the exchange rate, when you exchange traveler's checks?
informal polite)

17_037188-ch11.qxp 6/24/08 11:12 PM Page 194

Part III: Korean on the Go

194

After you answer the teller's questions, the teller may say the following phrases.

ye sonnim, jamsiman gidaryeo jusipsiyo. (ye, son-nim, jam-shi-man gee-da-ryuh joo-ship-shi-yo ; yes, sir/ma'am, one moment please ; formal polite) **ye, wonhwa [some word] woneul junbihae deurigetseumnida.** (ye, wonhwa [some word] won-eul joon-bee-hae deu-ree-get-sseum-ni-da; Yes, sir/ma'am, I'll get the [some word] won you asked for ; formal polite) Talkin' the Talk Judy, an American tourist, goes to a bank teller to exchange some

traveler's checks. She approaches counter number 3.

Teller:

oneul mueoseul dowadeurilkkayo?

o-neul moo-uh-seul do-wa-deu-ril-kka-yo?

What can I help you with today?

Judy:

yeohaengja supyoreul hwanjeon hago sipseumnida.

migukdalleo dae wonhwa hwannyuri eotteoke

doeyo?

yuh-haeng-ja soo-pyo-reul hwan-juhn ha-go ship-

sseumni-da. mee-goog-dal-luh dae won-hwa hwan-

yoo-ree uh-ttuh-kae dwae-yo?

I'd like to exchange traveler's checks. What is the U.S.
dollar-to-won exchange rate?

Teller:

**sasilttae hwannyureun ildalleoe cheonbaegwon-
imnida, pasilttae hwannyureun ildalleoe cheonwon-
imnida.**

*sa-shil-ttae hwan-yoo-reun il-dal-luh-ae chun-bae-
gwon-im-ni-da, pa-shil-ttae hwan-yoo-reun il-dal-luh-
ae chun-won-im-ni-da.*

It's \$1 to 1,100 won when you buy and \$1 to 1,000
won when you sell.

Judy:

**geureom, yeohaengja supyo obaekdalleoreul won-
hwaro bakkwo juseyo.**

*geureom, yuh-haeng-ja soo-pyo o-baek-dal-luh-reul
won-hwa-ro ba-kwo joo-sae-yo.*

Then could you exchange \$500 in traveler's checks to
won for me?

Chapter 11: Money, Money, Money

195

Teller:

jamsiman gidaryeo jusipsiyo. osimmanwoneul

jeonbu manwongwoneuro deurilkkayo?

jam-shi-man gee-da-ryuh joo-ship-shi-yo. o-ship-

man-won-eul juhn-boo man-won-gwon-eu-ro deu-

ril-kka-yo?

One moment, please. Do you want all of 500,000 won

in 10,000-won bills?

Judy:

ocheonwongwon jipye dujanghago, cheonwongwon

jipye yeoljang juseyo. nameojineun manwong-

woneuro juseyo.

o-chun-wongwon jee-pye doo-jang-ha-go, chun-won-

gwon jee-pye yuhl-jang joo-sae-yo. na-muh-jee-neun

man-won-gwon-eu-ro joo-sae-yo.

Please give me two 5,000-won bills and ten 1,000-won bills. I'd like the remainder in 10,000-won bills.

Words to Know

bakkwo jusipsiyo

ba-kkwo joo-ship-shi-yo

Please Exchange

eunhaengwon

eunhaeng-won

Bank teller

gidaryeo jusipsiyo

gee-da-ryuh joo-

Please wait

ship-shi-yo

hwanjeon

hwan-juhn

Currency exchange

hwannyul

hwan-yuhl

Exchange rate

jamsiman

jam-shi-man

One moment

migukdalleo

mee-goog-dal-luh

U.S. dollar

pasilttae

pa-shil-ttae

When selling

sasilttae

sa-shil-ttae

When buying

wonhwa

won-hwa

Korean won

yeohaengja supyo

yuh-haeng-ja soo-pyo

Traveler's check

yeogwon

yuh-gwon

Passport

Part III: Korean on the Go

196

Working the ATM

If you're ever running low on cash in Korea, you might find it comforting to know that you can make quick withdrawal using your credit card, and sometimes debit card, at a Korean **hyeongeum jigeupgi** (*hyun-geum-jee-geup-gee*; ATM).

Just make sure to ask your bank or credit card company if its cards work in Korea. You might also want to ask whether your credit card company or bank takes a **susuryo** (*soo-soo-ryo*; surcharge) for every transaction made in Korea before you hop on to that plane.

ATMs are available at every corner in Seoul, and most places in Korea have ATMs within a walking distance. There is a negligible difference between the exchange rates at ATMs and banks so use whichever is most convenient.

Many ATMs in Korea have the option of displaying their menus in both

English and Korean. However some of them will only display their menus in Korean. Even so you can usually make a deposit by clicking the top-right button. That's where the key for "yes" and the button for "make a withdrawal" usually are.

In this section I show you how to ask where the ATMs are, and then go over a few items on the menu that are usually read aloud by the ATM machine for users. Please look in Chapter 12 if you want to learn more about giving and receiving directions.

geuncheoe hyeongeum jigeupgiga eodie iseoyo? (*geun-chuh-ae hyun-geum-jee-geup-gee-ga uh-dee-ae ee-ssuh-yo?* ; Where is an ATM around here?: informal polite)

Directions to follow from the ATM may be as follows. However, these instructions can be in English in some ATMs. In ATMs which only use Korean, following phrases might be written in Korean alphabet. In this case, you may need some help. ATMs in Korea will use formal polite form of Korean.

kadeureul neoheo jusipsiyo. (*ka-deu-reul nuh-uh joo-ship-shi-yo*; Please insert your card.: formal polite)

ne jari bimilbeonhoreul imnyeok hasipsiyo. (*nae-ja-ree bee-mil-bun-horeul im-nyuhk-ha-ship-shi-yo*; Please enter your four-digit secret numbers: formal polite)

wonhasineun sseobisseureul mongnogeseo seontaekhasipsiyo. (*won-hashi-neun ssuh-bee-sseureul mong-no-gae-suh suhn-taek-ha-ship-shi-yo*; Please select your desired service from the menu: formal polite)

17_037188-ch11.qxp 6/24/08 11:12 PM Page 197

Chapter 11: Money, Money, Money

197

yegeumeul wonhasineun geumaegeul imnyeokhaejusipsiyo. (*yae-geumeul won-ha-shi-neun geum-ae-geul im-nyuk-hae-joo ship-shi-yo*; Please enter the amount that you want to deposit to your account ; formal polite) **chulgeumeul wonhasineun geumaegeul imnyeokhaejusipsiyo.** (*chulgeumeul won-ha-shi-neun geum-ae-geul im-nyuk-hae-joo-ship-shi-yo*; Please enter the amount that you want to withdraw from your account ; formal polite) Paying for Your Purchases

In Korea, after you've picked an item that you like from a store, the following phrases will be useful. You can point to the item that you want to buy and say **jeogeollo juseyo** (*juh-guhl-lo joo-sae-yo*; Please give me that one) or **ieogeollo juseyo** (*ee-guhl-lo joo-sae-yo*; Please give me this one). If you're settling a tab after a meal, you might want to say **gyesanseo jom juseyo** (*gye-san-suh jom joo-sae-yo*; Please bring me the bill).

When you're out at a bar or at a restaurant, don't be surprised if one of your friends or seniors in a company says he or she will cover the bill. It's customary for Koreans to treat one another to dinners and drinks. If you ever find out that someone has paid for you, don't forget to thank them by saying **gamsahamnida** (*gam-sa-ham-ni-da*; thank you ; formal polite) or tell them that you had a great meal (see "Talkin' the Talk" in the next section). If you're feeling good, try surprising your seniors, clients, or business partners by saying **oneureun jega sagetseumnida** (*o-neu-reun jae-ga sa-get-sseumni-da*; I'll pay for it today; formal polite). What goes around comes around in Korean society, so try to pick up the tab occasionally.

After you've asked for the bill, look for a nearby counter to pay. Usually you don't have to specify whether or not you want to use cash or credit card if you have your preferred method of payment in one hand and the bill in the other. In this section, I go over a few expressions that may come in handy when you're using one method of payment or the other.

Using cash

Money talks. After you've received your bill and have walked up to the counter to pay, you might want to know the following sentences:

gyesan hwaginhaejuseyo. (*gye-san hwa-gin hae-joo-sae-yo*; Could you please see if the numbers [on the bill] are right?)

geoseureum doni bujokhaneyo. (*guh-seu-reum do-nee boo-jok-ha-nae-yo*; (I'm short on change.)

Part III: Korean on the Go

198

geoseureum doneul neomu mani jusyeoseoeyo. (*guh-seu-reum do--neul nuh-moo ma-ni joo-syuh-ssuh-yo*; You gave me too much change.) **jega doni jom bujokhaneyo.** (*do-nee jom boo-jok-han-dae-yo*; I don't have enough money.) **eolmaga deo piryohaseyo?** (*ul-ma-ga duh pee-ryo-ha-sae-yo*; How much more do you need?)

deochipei halkkayo? (*duh-chi-pae-ee hal-kka-yo*; Do you want to go Dutch?) Talkin' the Talk

Jeongsu and Robert are co-workers who have just finished a meal at a restaurant.

Jeongsu:

jeogiyo, yeogi gyesanseο jom jusillaeyo?

juh-gee-yo, yuh-gi gye-san-suh jom joo-shil-lae-yo?

Excuse me, may we have the bill?

Waiter:

ye sonnīm. jamsiman gidaryeo jusipsiyo.

ye son-nim. jam-shi-man gee-da-ryuh joo-ship-shi-yo.

Yes, sir. One moment, please.

Robert:

oneureun jega naegetseumnida.

o-neu-reun jae-ga nae-get-sseumni-da.

I'll pick up the tab for today's dinner.

Jeongsu:

jeongmaryo? robeoteussi, oneul deokbune jal meo-geotseumnida.

jeongmal-lyo? Robert sshi, o-neul duhk-bun-ae jal muh-guh-sseumni-da.

Really? I really had a good meal, thanks to you, Robert.

Robert:

byeol malsseumeuryo.

byuhl malsseum-eul-yo.

Don't mention it.

The waiter brings back the bill. Robert pays.

Robert:

hyeongeum nyeongsujeung jom butakhamnida.

geurigo jandoneun an jusyeodo gwaenchanayo.

hyun-geum young-soo-jeung jom boo-tak-ham-ni-da. geu-ree-go jan-don-eun an joo-syuh-do gwaenchan-a-yo.

Please bring me a cash receipt. And don't worry about the change.

17_037188-ch11.qxp 6/24/08 11:12 PM Page 199

Chapter 11: Money, Money, Money

199

Jeongsu:

Robertssi, ireonalkkayo?

Robert-shsi, ee-ruh-nal-kka-yo?

Robert, do you want to get going?

Words to Know

byeol malsseumeuryo

byuhl malsseum-

Don't mention it.

eul-yo

gyesanseo

gye-san-suh

Bill

hyeongeum

hyun-geum nyoung-

Cash receipt

nyeongsujeung

soo-jeung

ireonalkkayo

ee-ruh-nal-kka-yo

Shall we get

going?

jandon

jan-don

Change

jeogiyo

juh-gee-yo

Hey there, but can

also be used as

excuse me

jeongmaryo

jeongmal-yo

Really?

jigap

jee-gap

Wallet/purse (can

be either depend-

ing on the person

talking about it)

sillyehamnida

shil-lae-ham-ni-da

Excuse me

sonnim

son-nim

Guest, sir, ma'am

yeogi

yuh-gi

Over here

Using plastic

Before you can pay your bill using your credit card or debit card of choice, you may want to find out whether the merchant takes your credit card. Most shopping venues and restaurants have a display showing which cards they accept, so it's a good idea to look around for a sign before presenting your card.

Part III: Korean on the Go

200

Paying in installments

If the store accepts your type of card, the store

ilsibullo haedeurilkkayo, (il-shi-bool-lo

clerk will almost always ask you if you want to

hae-deu-ril-kka-yo; Do you want the full

charge the entire sum on your credit card state—

amount charged at once?)

ment, or if you want to make smaller install-

halburo haedeurilkkayo. (hal-boo-ro hae—

ments. In Korea you don't need to be buying a

deu-ril-kka-yo; Do you want to pay in

car to have the option of making installments,

installments?)

you can make installments on things like

the groceries. The cashier will ask you over

halburo myeot gaewollo haedeurilkkayo?

how many months you'd like to make the
(hal-boo-ro myuh-gae-wol-lo hae-deu-ril—
installments.

kka-yo; How many monthly installments do
you want to make?)

If you've looked around but can't find a sign, show the the card you want to
pay with and ask **i kadeu badeuseyo?** (*ee ka-deu ba-deu-sae-yo*; Do you
take this card?). If they don't, show them another card and ask, **i**
kadeuneunnyo?

(*ee ka-deu-neunnyo*; What about this card?). When talking to a customer,
waiters and person at the cash register will use formal polite form of
Korean.

However, it is perfectly fine for you to use the informal polite form.

Here are a few phrases you may hear or use when you pay with a credit
card: **kadeuro jibul hasigetseumnikka?** (ka-deu-ro jee-bool ha-shi-
getseum-nikka?: Do you want to pay by credit card?; formal polite)

jeohui eopsoeseoneun i kadeureul batji ansseumnida. (juh-hee uhp-so-
ae-suh-neun ee ka-deu-neun bat-jee ansseum-ni-da ; Our business doesn't
take this credit card.; formal polite)

jeohui eopsoeseoneun __, __, __kadeuman batseumnida. (juh-hee uhp-
so-ae-suh-neun __, __, __kadeu-man bat-sseum-ni-da: Our business takes
only __, __, __ cards.; formal polite)

kadeu georaega seungini doeji ansseumnida. (*ka-deu guh-rae-ga*
seungin-ee dwae-jee ansseum-ni-da; The transaction isn't going through.;
formal polite)

hanbeon deo haebwajuseyo. (*han-bun duh hae-bwa-joo-sae-yo*; Please
try it again: informal polite)

dareun kadeuneun eopseusimnikka? (*da-reun ka-deu-neun uhp-sseu-shimnikka*; Do you have any other cards?; formal polite)

17_037188-ch11.qxp 6/24/08 11:12 PM Page 201

Chapter 11: Money, Money, Money

201

geuncheoe hyeongeum jigeupgiga innayo? (*geun-chuh-ae hyun-geum jee-geup-gee-ga in-na-yo*; Is there an ATM nearby?; informal polite) **i chingureul damboro matgyeonoko jamkkan don ppobeureo gatda olkkeyo.** (*ee chin-goo-reul dam-bo-ro mat-gyuh-no-ko jamkkan don ppo-beu-ruh gaht-get-da-ol-kkae-yo*; I'll leave my friend here as collateral while I go out to withdraw some money; informal polite) Using personal checks

Using American personal checks in Korea is almost impossible, so make sure to leave your U.S. checkbooks at home. **Supyo** (*soo-pyo*; Korean personal checks) differ from U.S. ones in that they are bank issued and come in sums that you set at the bank. You can't sign the amount that you want to pay and sign at the bottom. You need to tell the teller how much you want the check to be; then he or she will print out a note with the agreed sum.

The most common denomination of personal checks is 100,000 won, which is roughly the equivalent of \$100.

Most banks collect a fee for issuing checks, and if you want to spend the checks, it is necessary to provide photo ID. For this reason, in most cases, it's best if you stick to using cash and credit cards for most of your transactions in Korea.

17_037188-ch11.qxp 6/24/08 11:12 PM Page 202

Part III: Korean on the Go

202

Fun & Games

Please match the following illustrations with corresponding Korean words.
See Appendix C for correct answers.

A.

B.

C.

D.

E.

F.

A. _____

B. _____

C. _____

D. _____

E. _____

F.

Chapter 12

Asking Directions

In This Chapter

Asking and answering “where” questions

Specifying which direction, how many, and how far

Referring to locations, directions with actions

Everyone, even the most street wise, can get lost once in a while. Especially in a foreign country, this happens more often than one would like to

admit. Then how do you get your bearing back? How do you continue on

your trail, or continue your tour through a city? How do you ask someone where the nearest **sikdang** (*shik–dang*; restaurant) is, or **ucheguk** (*oo–chae–gook*; post office) is, or even a **hwajangsil** (*hwajang–shil*; bathroom)? If it is an emergency, you’ll have to get to the nearest **byeongweon** (*byung–wuhn*; hospital), or **gyeongchalseo** (*gyung–chal–suh*; police station).

This chapter will give you a few handy tips that will make it easier to get back on the right track, get you to head in the right direction, even if it’s just returning to the safety and comfort of your hotel, just by asking a few simple questions. After you learn a few, key phrases from this chapter, you should feel a bit more confident in venturing out.

When you are in the large metropolitan areas, the chances of you finding someone who speaks English is generally greater than you would if you were along the countryside. Try to pay particular attention to your surroundings in the more remote areas and the chances of you getting lost will be slightly slimmer.

Asking for Directions

Even the best map reader might need directions from time to time. You may discover yourself needing to find a particular location or needing to use

18_037188-ch12.qxp 6/24/08 11:13 PM Page 204

Part III: Korean on the Go

204

transportation to get there. The following sections show you how to politely ask someone how to get to places or ask someone to take you somewhere.

Although it's perfectly acceptable to point in whichever direction you'd like to go to, it is considered extremely rude to point your finger at another person. Pointing your finger at someone is generally done in an accusatory manner, and it should never be done in polite company. If you would like to point someone out in a crowd, instead of pointing your finger at that person, point them out with an open hand.

Finding your way with “where?”

Before you approach a stranger to ask for directions, you have to know the proper way of addressing the person first. Start the conversation with **sillyehamnida** (*shil-lae ham-ni-da*; excuse me) or **sillyehajiman** (*shil-lae-ha-jee-man*; excuse me, but). A more direct, literal translation would be “begging your pardon,” or “begging your pardon, but.”

The key difference between the two phrases is that, **sillyehamnida** can be used as a phrase in itself, say, when you accidentally bump into someone. **sillyehajiman** is used when there's a request behind it. Such as, “**sillyehajiman, hwajangsiri eodi itjyo?**” (*shil-lae-ha-jee-man, hwajang-shi-ree uh-dee ee-jyo*; Excuse me, but/Begging your pardon, but can you tell me where the bathroom is?) Next phrase you have to familiarize yourself with if you need to find where you're going to, is the phrase, “**eodi itjyo?**” (*uh-dee ee-jyo?*; Where is it?). **eodi** (*uh-dee*) is the Korean word for “where?”, and **itjyo** (*ee-jyo?*) is the inquisitive version of the verb **itda** (*ee-da*), which means to exist, or to be. So, the question “**eodi itjyo?**” (*uh-dee ee-jyo?*), literally means, “Where is it?”. Now all you have to do is to find the Korean word for the place you need to get to and add it in the front of the sentence.

Sounds simple enough, right? Well, this is where it gets a little tricky. You have to place one of the connecting syllables **ee** or **ga** between the object/destination of your choice and the question, “Where is it?” To understand which one to use, just follow these two simple rules: If the word or place you’re looking for ends in a consonant, add **ee**.

If the word or place you’re looking for ends in a vowel, add **ga**.

Chapter 12: Asking Directions

205

Here are some examples:

hwajangsiri eodi itjyo? (*hwajang-shil-ree uh-dee ee-jyo*; Where is the bathroom?)

gyeongchalseoga eodi itjyo? (*gyung-chal-suh-ga uh-dee ee-jyo*; Where is the police station?)

doseosiri eodi itjyo? (*doh-suh-shi-ree uh-dee ee-jyo*? Where is the library?)

suyeongjangi eodi itjyo? (*soo-young-jang-ee uh-dee ee-jyo*; Where is the swimming pool?)

je keompyuteoga eodi itjyo? (*jae kum-pyoo-tuh-ga uh-dee ee-jyo*; Where is my computer?)

chigwaga eodi itjyo? (*chi-gwa-ga uh-dee ee-jyo*; Where is the dental office?)

Depending on how far the place you need to get to is, you may need to take a **jihacheol** (*jee-ha-chul*; subway), a **beoseu** (*buh-sseu*; bus), or a **taeksi** (*taek-shi*; taxi). Once again, in a large metropolitan area, the maps and guides will be easier to find in English, but out in the countryside, you'll have to remember how to ask directions in Korean. You may also want to learn how to say, “**yeogiseo meongayo?**” (*yuh-gee-suh mun-ga-yo*; Is it far from here?) or,

“**yeogiseo gakkawoyo?**” (*yuh-gee-suh ga-gga-on-ga-yo*; Is it near to here?) **yeogi** (*yuh-gee*) in Korean means “here.” **meoreoyo** (*muh-ruh-yo*) means far, **gakkawoyo** (*ga-kka-wo-yo*) means near.

Talkin' the Talk

Jim is lost and trying to get back to his hotel. He walks to a gas station to ask for directions.

Jim:

sillyehamnida. jeo jom dowajusigeseoyo?

shil-lae-ham-nee-da. juh jom do-wah-joo-shi-get-ssuh-yo?

Excuse me. Can you please help me?

Attendant:

ne, eotteoke dowadeurilkkayo? mweo piryohaseyo?

ne, uh-ttuh-kae do-wa-deu-ril-kka-yo? moo-uh pee-ryo-ha-sae-yo?

Yes, How can I help you? What do you need?

Jim:

jega gireul ireobeoryeoseoyo. kalteun hoteri

yeogiseo meongayo?

jae-ga geel-eul ee-ruh-buh-ryuh-ssuh-yo. kalteun ho-te-ree yuh-gee-suh mun-ga-yo?

I've lost my way. Is the Carlton Hotel far from here?

Part III: Korean on the Go

206

Attendant:

**aniyo. byeollo an meoreoyo. jeogi boineun beoseu
jeongnyujang baro oreunjjoge iseoyo.**

*a-ni-yo. byul-lo an-muh-ruh-yo. juh-gee bo-ee-neun
buh-sseu jeongnyu-jang ba-ro o-reun-jjo-gae
ee-ssuh-yo.*

No. It's not that far. It's immediately to the right of
the bus stop you see over there.

Jim:

ye. gamsahamnida.

ye. gam-sa-ham-ni-da.

Yes. Thank you very much.

Attendant:

**mot chajeusimyeon dasi iriro oseyo. jega taeksireul
bulleo deurilkkeyo.**

mot cha-jeu-shi-myun da-shi ee-ree-ro o-sae-yo. jae-

ga taek-shi-reul bool-luh-deu-ril-kkae-yo.

If you can't find it, come back over here. I will call you
a taxi.

Words to Know

an meoreoyo

an muh-ruh-yo

Not far

beoseu

buh-sseu

jeongnyujang

jung-nyu-jang

Bus stop

gakkawoyo

ga-kka-wo-yo

Near

iriro oseyo

ee-ree-ro o-sae-yo

Come back,

come here

meoreoyo

muh-ruh-yo

Far

mwo piryohaseyo

muh pee-ryo-ha-sae-yo

What do you

need?

oenjjok

wenjjok

Left

oneuljjok

o-reun-jjok

Right

Chapter 12: Asking Directions

207

Specifying which direction

When you're giving or receiving direction through a language barrier, pointing and body language will go a long way in getting you on your way.

However, you may want to remember a few of these words to help you along the way. An important word to know regarding direction is the word, **jjok**, (*jjok*; side), as in left side, right side, and such (see Table 12-1). You can also use **jjok** when talking about a "way," such as **ijjok** (*ee-jjok*; this way) and **jeojjok** (*juh-jjok*; that way). You will hear a Korean person use **jjok** a lot when giving you directions. Table 12-1 gives you some more directional words you may need to know.

Table 12-1

Terms for Direction and Location

Korean Word

Pronunciation

Translation

apjjok

ahp-jjok

front side

bandaejjok

ban-dae-jjok

opposite side

bukjjok

book-jjok

north side

dongjjok

dongjjok

east side

dwijjok

dwee-jjok

back side

gakkawoyo

ga-kka-wo-yo

near

jeogi

juh-gee

there

meoreoyo

muh-ruh-yo

far

namjjok

namjjok

south side

oenjjok

wenjjok

left side

oreunjjok

o-reun-jjok

right side

seojjok

suh-jjok

west side

yeogi

yuh-gee

here

Talkin' the Talk

Pam is trying to get to the British Embassy. She asks Jerry for directions to the Embassy.

Part III: Korean on the Go

208

Pam:

**jerryssi, jega naeil yeongguk yeongsagwane gaya
doegeodeunyo. yeongsagwan kkaji eotteoke gajyo?
yeogiseo meongayo?**

*jerry-sshi. jae-ga nae-il young-gook young-sa-gwan ae
ga-ya dwae-guh-deun-yo. young-sa-gwan-kka-jee uh-
ttuh-kae ga-jee-yo? yuh-gee-suh mun-ga-yo?*

Jerry. I have to go to the British Embassy tomorrow.

How do I get to the Embassy? Is it far from here?

Jerry:

**ye. jom meoreoyo. geureochiman taeksireul tago
gamyeon jom bissado sigando jeoryakdoego
pyeollihaeyo.**

*ye. jom muh-ruh-yo. geu-ruh-chi-man taek-shi-reul ta-
go ga-myun jom bee-ssa-do shi-gan-do juh-ryak-
dwae-go pyul-lee-hae-yo.*

Yes, it's quite far. However, if you take a taxi,
although a little more expensive, you'll save a lot of
time and it'll be more comfortable.

Pam:

**taeksi unjeonsadeuri yeongguk yeongsagwani eodi
inneunji alkkayo?**

*taek-shi oon-jun-sa-deu-ree young-gook young-sa-
gwa-nee uh-dee in-neun-jee al-kka-yo?*

Do you think the taxi driver will know where the
British Embassy is?

Jerry:

**ama alkkeoyo. hajiman eodi intneunji moreun-
damyeon Seoul sicheonge deryeoda dallago haseyo.
yeongguk yeongsagwaneun Seoul sicheong baro
yeope iseoyo.**

*a-ma al-kkuh-ae-yo. ha-jee-man uh-dee in-neun-jee
mo-reun-da-myun suh-ool shi-chung-ae dae-ryuh-da
dal-la-go ha-sae-yo. young-gook young-sa-gwaneun
suh-ool shi-chung ba-ro yuh-pae ee-ssuh-yo.*

They probably know. If they don't, ask them to take

you to Seoul city hall. The British Embassy is right next to the Seoul city hall.

Pam:

**gomawoyo jeryssi. naeil yeongsagwane gatda
omyeon siksa gachi hallaeyo?**

*go-ma-wo-yo jerry-sshi. nae-il young-sa-gwan-ae ga-
tta-o-myun shik-sa ga-chi-hal-lae-yo?*

Thank you, Jerry. When I come back from the Embassy tomorrow, would you like to grab a bite to eat?

Jerry:

joayo. geureom naeil bwayo.

jo-a-yo. geu-rum nae-il bwa-yo.

Good. Then I'll see you tomorrow.

Chapter 12: Asking Directions

209

Words to Know

bissayo

bee-ssa-yo

Expensive

dogil

do-gil

Germany

miguk

mee-gook

U.S.

peurangseu

peurang-sseu

France

pyeollihaeyo

pyul-lee-hae-yo

Comfortable, convenient

sicheong

shi-chung

City hall

ssayo

ssa-yo

Cheap, not expensive

unjeonsasa

oon-juhn-sa

Driver

yeongguk

young-gook

England, UK

yeongsagwan

young-sa-gwan

Ambassy

Specifying distance

When asking someone how far somewhere is, they may answer you in meters or kilometers in Korea. Koreans do not use miles when they are talking about distance. So if you want to ask someone how far somewhere is, ask them **yeogiseo eolmana meoreoyo** (*yuh-gee-suh ul-ma-na muh-ruh-yo*; How far is it from here)? when asking them how near somewhere is, ask **yeogiseo eolmana gakkawoyo** (*yuh-gee-suh ul-ma-na ga-kka-wo-yo*; How close it from here)? When talking about distance, Koreans will use Sino-

Korean numbers for meters and kilometers. However, when telling time to specify the distance, remember that the hours are in native Korean numbers and minutes are in Sino-Korean numbers. Typical answers to these questions might be something like: **oreunjjogeuro baek miteo gaseyo** (*o-reun-jjok-eu-ro baek mee-tuh ga-saeyo*; Please go 100 meters to the right)

yeogiseo charo o killomiteo deo gayahaeyo (*yuh-gee-suh cha-ro o kee-ro-me-tuh ga-ya-hae-yo*; From here you need to go 5 kilometers by car)

18_037188-ch12.qxp 6/24/08 11:13 PM Page 210

Part III: Korean on the Go

210

yeogiseo oenjjogeuro georeoseo obunjeongdo gaseyo (*yuh-gee-suh wenjjo-geu-ro guh-ruh-suh o-boon-jung-do ga-ya-hae-yo*; From here you need to walk to your left for about five minutes)

Giving Directions

If you have to give directions to the hotel you're staying at, or if you want to give directions to a nice little restaurant you've found off the beaten path, you have to learn how to give directions to that person. When giving someone directions, you need to know more words than just **yeogi** (*yuh-gee*; here) and **jeogi** (*juh-gee*; there).

Referring to locations on the street

Usually, when referring to locations on the street, you would use the term

“ape”(*a-pae*), which means “in front of.” You would use this term with various landmarks as well. For example, you could say, **“namdaemun apeseo mannayo”** (*nam-dae-moon a-pae-suh man-na-yo*), which is translated, “Let's meet in front of Namdaemun.” **namdaemun** (*nam-dae-moon*), which literally translated means, “ the South Gate”, was one of the four entry points into the capital city of the old **joseon** (*jo-suhn*) dynasty. The city of Seoul has grown way past the four gates marking the boundaries of the old capital, but **namdaemun** stood as a landmark and a thriving commercial district surrounds the landmark until recently. On Feb 10th 2008, **namdaemoon** was burnt down by an arsonist. This day, a great national treasure of Korea was lost. It was a very sad day.

Providing actions with directions

When you ask a Korean person for directions, most of the time, he/she will get right next to you and point at the direction you need to go. What they're trying to accomplish by standing right next to you is they're trying to give you directions from your perspective. Hand motions and body gestures are very important as indicators of directions. For example, if you need to turn **oenjjok** (*wenjjok*; left) at the **sinhodeung** (*shin-ho-deung*; traffic light), he/she will make a wave in that direction after they point at the light. Pay particular attention to their hand signals (gestures) if you have trouble understanding their verbal directions. Learning to read body language is an important aspect in communication. When you're giving directions to someone, try standing next to the person and give them directions from their perspective.

Chapter 12: Asking Directions

211

Making directions flow

A good word to know in making directions flow is the word **daeume** (*da-eumae*; afterward or and then). So you can say

jeogi itneun shinhodeungeuro gan daeume oenjjogeuro gaseyo (*juh-gee in-neun shin-ho-deungeu-ro gan da-eu-mae wen-jjo-geu-ro ga-sae-yo*; after going to that traffic light over there, then go left).

geu hayansaek jip apeseo sesibane mannayo (*geu ha-yan-saek jeep apae-suh sae-shi-ba-nae man-na-yo*; Let's meet in front of that white house at 3:30).

Talkin' the Talk

Patrick is trying to get Anita to try a new restaurant in town.

Patrick:

anitassi, aju masitneun sikdang hana chajanneunde

jeorang gachi gallaeyo?

aa-nee-ta-sshi, a-joo ma-shi-in-neun shik-dang ha-na

cha-jah-neundae juh-rang ga-chi gal-lae-yo?

Anita, I found a great restaurant. Would you like to

go with me?

Anita:

eodi inneundeyo?

uh-dee in-neun-dae-yo?

Where is it?

Patrick:

**yeogiseo byeollo meolji anayo. beoseu jeongryujang
ape inneun sinhodeungeseo oenjjogeuro gamyeon
golmok baro yeope iseoyo.**

*yuh-gee-suh byul-lo mul-jee-a-na-yo. buh-sseu jung-
ryoo-jang a-pae in-neun shin-ho-deung-ae-suh wen-
jjo-geu-ro ga-myun gol-mog ba-ro yuh-pae
ee-ssuh-yo.*

It's not that far from here. If you go left at the traffic
light in front of the bus stop, it's right next to the
alley.

Anita:

eotteon eumsik jeonmunjib ingayo?

uh-ttun eum-shik jun-moon-jeep in-ga-yo?

What kind of food do they specialize in?

Part III: Korean on the Go

212

Patrick:

iteri eumsik jeonmunjibieyo. guksureul geujibeseo

jikjeop mandeulgeodeunnyo. neomu masiseoyo.

ee-tae-ree eum-shik jun-moon-jeep-ee-ae-yo. gook-

soo-reul geu-jeep-ae-suh jik-juhb mandeul-guh-

deun-yo. nuh-moo ma-shi-ssuh-yo.

They specialize in Italian food. They make the noodles
there themselves. It's so tasty.

Anita:

geuraeyo? geureom gachigayo. waenji gidaega

doeneungeoryo?

geu-rae-yo? geu-rum ga-chi-ga-yo. waen-jee gee-dae-

ga dwae-neun-gul-ryo?

Really? Then let's go together. I'm looking forward
to it.

Words to Know

ape

a-pae

Front

dwie

dwee-ae

Back

gidae

gee-dae

Expect

gil

gil

Road

golmok

gol-mok

Alley

guksu

gook-soo

Noodles

jeongryujang

jung-ryoo-jang

Bus stop

jeonmunjip

jun-moon-jeep

Specialty house

jikjeop

jik-juh-p

Self

juyuso

joo-yoo-so

Gas station

sageori

sa-guh-ree

4-way intersection

sinhodeung

shin-ho-deung

Traffic light

sipjaro

ship-ja-ro

Cross road

yeope

yuh-pae

Side, next to

18_037188-ch12.qxp 6/24/08 11:13 PM Page 213

Chapter 12: Asking Directions

213

Fun & Games

According to the diagrams below, write down the cardinal direction these building are located in Korean. Answers can be found in Appendix C.

N

School

Post Office

W

E

S

House

Bank

A. School _____

B. Post office _____

C. Bank _____

D. House _____

Part III: Korean on the Go

214

19_037188-ch13.qxp 6/24/08 11:13 PM Page 215

Chapter 13

Staying at a Hotel

In This Chapter

Checking out types of lodging

Reserving a room

Getting problems solved

Settling the bill

When you're visiting Korea, the chances are that you'll be staying at

least for a while at a **hotel** (*ho-tel*; hotel), **yeoinsuk** (*yuh-in-sook*; Korean motel), or even a **minbak** (*min-bak*; bed and breakfast). You need to know the different accommodation options and the basic expressions so that you don't find yourself stuck with an unpleasant surprise.

This chapter gives you a brief overview of the accommodation options ; some hints on proper etiquette ; and expressions you need to reserve a room, check in, check out, and deal with any other issues in between.

Sorting Out the Accommodation Options

Just like anywhere else around the world, you can find the usual Western franchise hotels in Korea, mainly around the metropolitan areas like Seoul, Daegu, Daejeon, Busan (formerly spelled Pusan), and Gwangju. These hotels provide the usual, predictable amenities and services. If you are traveling on a fairly generous budget and are wary of trying new things, these places will be perfect for you. You can expect the staff to be fluent in English, and even if you're short on your Korean, that probably won't be a big problem at these places.

If you're willing to travel the less-beaten path and are looking for some more adventure, however, you can find numerous accommodation options, and

they're usually more affordable than Western franchise hotels.

Part III: Korean on the Go

216

Traditional hotels

If you are used to sleeping on a soft surface, you may be in for a surprise: The traditional sleeping arrangement in Korea doesn't include a **chimdae** (*chimdae*; bed). Instead, you find a **yo** (*yo*; a thick, heavy folding mattress) and **ibul** (*ee-bool*; blanket) in the **jangnong** (*jangnong*; closet) of your **bang** (*bang*; room). Spread the **yo** out on the floor, and use the **ibul** to keep yourself warm. This arrangement may sound uncomfortable, but it is softer than you think and actually better for your back than sleeping on a bed. The heat from the **ondol** (*on-dol*; heated floor) will keep you warm through a chilly winter night.

You won't find any sheets, but don't worry ; the **yo** and **ibul** are covered with fitted sheets (think duvet covers). If the hotel is well maintained, houseclean-ing washes the covers after each guest.

When you wake up in the morning, you should make your bed or, more precisely, fold your bed. Fold the **yo** and **ibul** as you found them, and put them back in the closet or stack them in the corner of the room. This act is called **ibuleul gaeda** (*ee-bul-eul gae-da*; to fold the blanket), and proper etiquette is to take care of your bed yourself as soon as you wake up. The hotel staff won't be surprised if you don't, but if you do, you will be remembered as the well-mannered foreigner.

Motels

Next down the line after the hotel is the **yeogwan** (*yuh-gwan*; motel). These establishments are equivalent to motels in the United States and tend to be cheaper than hotels. You get what you pay for, so don't expect too much from these places.

Each room will have a separate **hwajangsil** (*hwajang-shil*; restroom), and you may or may not get a **chimdae** (*chimdae*; bed). But you'll find a clean and affordable place with a friendly staff.

You can find **yeogwandeul** (*yuh-gwan-deul*; motels) are everywhere, usually near a **gichayeok** (*gee-cha-yuhk*; train station) or **beoseu jeongnyujang** (*beo-sseu-jung-nyoo-jang*; bus stop). Just look for a bright-red neon sign bearing the word **yeogwan** (*yuh-gwan*) or a symbol. The

symbol means that the

establishment has an **oncheon** (*on-chun*; hot spring). Interestingly, tons of **yeogwan** claim they have access to a natural hot spring that pumps out medicinal water.

Chapter 13: Staying at a Hotel

217

You don't use an *s* after *yeogwan* like you would to change *motel* into *motels*.

You should call it *yeogwandeul* when you are talking to someone about many motels. But usually even if there are more than one, Koreans usually use *yeogwan* instead of *yeogwandeul*.

Korean motels and B&Bs

Other options are **yeoinsuk** (*yuh-in-sook*; Korean motel) and **minbak** (*minbak*; bed-and breakfast), which are homier and more informal than hotels and motels. Because these places tend to be small, you have the opportunity to interact with the staff members and other guests.

A **yeoinsuk** is a cheaper and smaller version of a **yeogwan**, and a **min-bak** is similar to a bed-and-breakfast. Both types of establishments tend to be family run and may be open only during the holiday seasons. In both places, you share a bathroom with other guests and sleep on a **yo** (*yo*; folding mattress) with an **ibul** (*ee-bool*; blanket).

Establishments in this category vary in terms of service and cleanliness.

Some places include breakfast ; others may charge you extra. You should call ahead and ask before you check in.

Hostels

Just like anywhere else you travel, you can find **yuseuhoseutel** (*yoo-sseu-hoseutel*; youth hostel) in Korea. Youth hostels usually are more affordable than the other options. You share a room with other guests and have one or two communal showers and restrooms per floor.

A **yuseuhoseutel** may or may not have a cafeteria or a kitchen for meals.

Saunas and public baths

If you've been staying out till the wee hours of the morning and need a place to crash, or if you're stranded far from your hotel late at night, check out the ubiquitous **jjimjilbang** (*jjimjil-bang*; large saunas). A **jjim-bang** can be considered as **mogyoktang** (*mo-gyok-tang*; public bath) that has several communal rooms (hot rooms, ice rooms, fire rooms, etc.) and an open area with heated

Part III: Korean on the Go

218

floors where you can sleep or watch a TV. The public baths usually include pools of hot and cold water and individual showers.

jjimjilbang (*jjimjil-bang*) are not your normal accommodation options.

They're designed for people to take naps after a hot bath, but it's not uncommon for customers to stay overnight, since the owners of **jjimjilbang** do not keep tabs on you. Lodgings of this type are open 24 hours a day. If you want to try out one of them (I recommend that you visit at least one of these establishments), just buy a ticket, take a shower, change into the provided T-shirt and shorts, and visit the different communal rooms. When you find a spot with a thin mattress, you can sleep on them and no one will disturb you. A **jjimjilbang** costs much less than a normal motel would cost, and you don't have to check in or check out.

Always take a shower before you soak in the hot water. If you are familiar with the Japanese bathing style, you already know what to expect.

Finding Accommodations

Word of mouth is usually the best source of information you can get for a **yeogwan** (*yuh-gwan*; motel), **yeoinsuk** (*yuh-in-sook*; Korean motel), or **minbak** (*min-bak*; bed-and-breakfast). Ask around for recommendations before you start calling random places out of the **jeonhwabeonhobu** (*juhn-hwa-bun-ho-boo*; phone book). Also, narrow down your choices before you start roaming the streets so that you have a place to start.

The follow list gives you some descriptive words that you can use to ask your fellow travelers or friendly passers-by:

kkaekkeutan (*kkaekkeu-tan*; clean)

ssan (*ssan*; cheap)

joeun (*jo-eun*; nice)

gakkaun (*ga-kka-oon*; nearby)

19_037188-ch13.qxp 6/24/08 11:13 PM Page 219

Chapter 13: Staying at a Hotel

219

Talkin' the Talk

Dan is a college student who is backpacking through **Gyeongsangdo**

(*gyoung-sang-do*; the southeastern region of Korea). He just

arrived in a new town and needs a place to stay. He wants to stay

in a **min-bak** (*min-bak*; bed-and-breakfast), but he doesn't know where to start looking, so he decides to ask Su-Jeong at the tourist

information kiosk. Please note that Dan and Su-Jeong are speaking

formal polite form of Korean because this is the first time they met.

Dan:

annyeonghasimnikka. geuncheoe kkaekkeutan min-

bagi itseumnikka?

an-nyoung-ha-shim-ni-kka. geun-chuh-ae kkaekkeu-

tan min-ba-gee ee-sseum-ni-kka?

Hello. Could you tell me where I can find a clean minbak nearby?

Su-Jeong:

ye, gichayeok geuncheoe kkaekkeutago ssan min-

bagi itseumnida

*ye, gee-cha-yuhk geun-chuh-ae kkaekkeu-ta-go ssan
min-ba-gee ee-sseum-ni-da.*

Yes, you can find a clean and cheap minbak near the
train station.

Dan:

gichayeogi eodie itseumnikka?

gee-cha-yuh gee uh-dee-ae ee-sseum-ni-kka?

Where is the train station?

Su-Jeong:

**jeojjogeuro baek miteo gamyeon oreunjjoge itseum-
nida. minbakjibeun gichayeok hago eunhaeng saie
itseumnida.**

*juh-jjo-geu-ro baek mee-tuh ga-myun o-reun-jjo-gae
ee-sseum-ni-da. min-bak-jib-eun gee-cha-yuhk-ha-go
eunhaeng-sa-ee-ae ee-sseum-ni-da.*

The train station is on the right, a hundred meters
from here to that direction. The minbak will be
between the train station and the bank.

Dan:

a ye, gomapseumnida.

a ye, go-map-sseumni-da.

Oh, okay, thank you.

19_037188-ch13.qxp 6/24/08 11:13 PM Page 220

Part III: Korean on the Go

220

Words to Know

ap

ap

Infront

eunhaeng

eunhaeng

Bank

gichayeok

gee-cha-yuhk

Train station

ijjok

ee-jjok

Over here

jeojjok

juh-jjok

Over there

jjimjilbang

jjimjil-bang

Large sauna

kkaekkeutan

kkaekkeu-tan

Clean

minbak

min-bak

Bed and breakfast

oenjjok

wenjjok

Left

oreunjjok

o-reun-jjok

Right

sai

sa-ee

Between

ssan

ssan

Cheap

yeogwan

yuh-gwan

Motel

yeop

yuhp

Next to

Making Reservations

Now that you have an idea of where you want to stay, you should call ahead to make a reservation and ask some questions. If you are not planning to travel to the crowded coasts or popular mountains during holiday seasons, you probably won't have a problem finding accommodations. Nevertheless, you want to call ahead and figure out the rates and services offered.

Chapter 13: Staying at a Hotel

221

These phrases can help you check on room availability and rates:

bangeul yeyakharyeogo haneundeyo. (*bangeul yae-yak-ha-ryuh-go haneun-dae-yo*; I want to reserve a room.)

binbang iseoyo? (*binbang ee-ssuh-yo*; Do you have vacancies?)

harutbame eolmaeyo? (*ha-rut-ba-mae ul-ma-ae-yo*; How much is it for one night?)

sinnyongkadeu badayo? (*shin-nyong-ka-deu ba-da-yo*; Do you take credit cards?)

yeohaengja supyo badayo? (*yuh-haeng-ja soo-pyo ba-da-yo*; Do you take traveler's checks?)

Tell the clerk how long you plan to stay and the size of your party:

(number) bak iseul geoyo. ([number] *bak ee-sseul guh-ae-yo*; I will be staying for (number) night([s]).)

For example: **sambak eseul geoyeyo.** (*sam-bak ee-sseul guh-ae-yo*; I will be staying for 3 nights.)

(number) myeong iseoyo. ([number] *myoung ee-ssuh-yo*; There are (number) people.)

For example: **dumyeong iseoyo.** (*doo-myoung ee-ssuh-yo*; There are two people.). Please see Chapter 2 for more information on numbers.

Talkin' the Talk

Dan walked to a nearby **gongjungjeonhwa** (*gongjung-juhn-hwa*; public telephone, phone booth) to call ABC Hotel.

Clerk:

annyeonghasimnikka, ABC hotel innida.

an-nyoung-ha-shim-ni-kka, ABC ho-tel im-ni-da.

Hello, this is Hotel ABC.

Dan:

yeoboseyo. bang yeyakharyeogo haneundeyo. bin-

bang iseoyo?

yuh-bo-sae-yo. bang yae-yak-ha-ryuh-go ha-neun-

dae-yo. binbang ee-ssuh-yo?

Hello. I want to reserve a room. Do you have any
vacancies?

Part III: Korean on the Go

222

Clerk:

ye, binbang itseumnida. myeot bunisimnikka?

ye, binbang ee-sseum-ni-da. myuh boon-ee-shim-ni-kka?

Yes, we have rooms available. How many people are there?

Dan:

han myeongiyo. harutbame eolmaeyo?

han myoung-ee-yo. ha-rut-ba-mae ul-ma-ae-yo?

One person. How much is it for one night?

Clerk:

harutbame sibomanwon imnida. eolmana orae gyesigetseumnikka?

ha-rut-ba-me ship-o-man-won im-ni-da. ul-ma-na orae gye-shi-gae-sseum-ni-kka?

The rate is 150,000 won per night. How long are you

planning to stay?

Dan:

sambak iseul geoyo. sinnyoongkadeu badayo?

sam-bak ee-sseul guh-ae-yo. shin-yong-ka-deu ba-da-yo?

I'm going to stay for three nights. Do you take credit cards?

Clerk:

ye, batseumnida. yeyak hasigetseumnikka?

ye, ba-sseum-ni-da. yae-yak ha-shi-gae-sseum-ni-kka?

Yes, we do. Would you like to make a reservation?

Dan:

ye, josseumnida.

ye, josseum-ni-da.

Yes, that sounds good.

Chapter 13: Staying at a Hotel

223

Words to Know

binbang

binbang

Empty room/

vacancy

eolmaeyo?

ul-ma-ae-yo

How much is it?

eolmana orae

ul-ma-na o-rae

How long

gagyeok

ga-gyuhk

Price

haeyak

hae-yak

Cancellation

harutbam

ha-rut-ban

One night

hwhiteuniseu keulleop

hwi-teu-ni-seu

Fitness club

keul-luhb

iinsil

ee-in-shil

Double room

irinsil

il-in-shil

Single room

suyeongjang

soo-young-jang

Swimming pool

yeyak

yae-yak

Reservation

Asking for details

If you're planning to stay at a larger hotel with a good reputation, the expressions in the preceding section should be sufficient. But if you plan to stay at a **yeogwan** (*yuh-gwan*; motel), **yeoinsuk** (*yuh-in-sook*; Korean motel), or **minbak** (*min-bak*; bed-and-breakfast) and don't know what to expect, you may want to ask a couple more questions. The all-purpose question is **[some word]**

i/ga iseoyo? (*[some word] i/ga i-seo-yo*; Do you have [some word]?) Some examples are:

chimdaega iseoyo? (*chimdae-ga ee-ssuh-yo*; Do you have a bed?)

inteoneti iseoyo? (*in-tuh-net-ee ee-ssuh-yo*; Do you have an Internet connection?)

Part III: Korean on the Go

224

Just in case the transportation to the **yeogwan**, **yeoinsuk**, or **minbak** is inconvenient, you may also want to ask the following questions:

geogikkaji eotteoke chajagayo? (*guh-gee-kka-jee uh-ttuh-kae cha-ja-ga-yo*; How do I find your place?)

museun gyotongeul iyonghaeya chatgi swiwoyo? (*moo-seun gyotongeul ee-yong-hae-ya chat-gee swee-wo-yo*; What transportation is most convenient to get there?)

Checking out the room

Don't forget to check out the room before you check in, because many

smaller establishments require you to pay up front. These phrases may help:
bangi deobeul/singgeul ieoyo? (*bang-ee duh-beul/singgeul ee-ae-yo*; Is the room a double/single?)

achim siksaneun nawayo? (*a-chim shik-sa-neun na-wa-yo*; Is breakfast included?)

bang jom bol su iseoyo? (*bang jom bol soo ee-ssuh-yo*; Can I take a look at the room?)

If you've checked out your room and don't like something about it, you can request a different room:

dareun bang iseoyo? (*da-reun bang ee-ssuh-yo*; Is there another room?)

bangi jom jijeobun haneyo. (*bang-ee jom ji-jeo-bun ha-ne-yo*; The room is a little dirty.)

Talkin' the Talk

Jessica is planning to stay in a small **minbak** (bed-and-breakfast) that Dan recommended. When she walks in, Mr. Park, the owner, greets her.

Jessica:

annyeonghaseyo. binbang iseoyo?

an-nyoung-ha-sae-yo. binbang ee-suh-yo?

Hello. Do you have any vacancies?

19_037188-ch13.qxp 6/24/08 11:13 PM Page 225

Chapter 13: Staying at a Hotel

225

Mr. Park:

ye itseumnida. harutbame sam manwonimnida.

ye ee-sseum-ni-da. ha-rut-ba-mae sam man-won-im-ni-da.

Yes, we do. It will be 30,000 won per night.

Jessica:

bange yoksiri iseoyo?

bang-ae yok-shi-ree ee-ssuh-yo?

Does the room have a private bath?

Mr. Park:

aniyo, eopseumnida. daesin gongdong hwajangsiri

saegae itseumnida.

a-ni-yo, uhp-sseum-ni-da. dae-shin gongdong hwa-jang-shi-ree sae-gae ee-sseum-nida.

No, it does not. Instead, we have three communal
bathrooms.

Jessica:

bang jom bol su iseoyo?

bang jom bol soo ee-ssuh-yo?

Can I take a look at the room?

Mr. Park:

ye. ttara oseyo.

ye. tta-ra o-sae-yo.

Yes. Follow me.

After seeing the room, Jessica is disappointed to find that the room was smaller and dirtier than she had expected.

Jessica:

bangi jom jijeobunhaneyo. dareun bang iseoyo?

bang-ee jom jee-juh-boon-ha-nae-yo. da-reun bang ee-ssuh-yo?

The room is a little dirty. Do you have another room?

Mr. Park:

aniyo, eopseumnida.

a-ni-yo, uhp-sseum-ni-da.

No, we don't have another room.

Jessica:

**geureomyeon singyeong sseuji maseyo. annyeonghi
gyeseyo.**

*geu-ruh-myun shin-gyoung sseu-jee ma-sae-yo. an-
nyoung-hee gye-sae-yo.*

Then don't worry about it. Good bye.

19_037188-ch13.qxp 6/24/08 11:13 PM Page 226

Part III: Korean on the Go

226

Words to Know

chimdae

chimdae

Bed

dareunbang

da-reun-bang

Different room

gongdong

gongdong

Communal

hwajangjil

hwajang-shil

Restroom

intenet

in-tuh-net

Internet

jeonhwa

juhn-hwa

Telephone

syawo

sya-wo

Shower

terebi

tae-rae-bee

TV

ttaraoseyo

tta-ra-o-sae-yo

Follow me

yoksil

yok-shil

Bathroom

Complaining 101

What would you do if you discovered that your toilet was hopelessly

clogged? Or what if you lay down on your **yo** (*yo*; folding mattress) on a cold **gyeoulbam** (*gyuh-ool-bam*; winter night) expecting to doze off, only to find that the floor is ice cold? What if you expected a cool breeze of relief from the brutal August heat, only to be greeted by warm muggy air from your **eeokon** (*ae-uh-kon*; air conditioner)? These situations are only a

sample of the problems you may run into during your stay in Korea, and you need to know how to deal with them.

Broken machinery

If some machinery in your unit is broken, and the problem is something relatively obvious and easily identifiable, the most efficient way to complain is to ask this:

19_037188-ch13.qxp 6/24/08 11:13 PM Page 227

Chapter 13: Staying at a Hotel

227

[some word] jom gochyeo juseyo. (*[some word] jom go-chuh joo-sae-yo*; Please fix [some word] for me.)

eeokoon jom gochyeo juseyo. (*ae-uh-kon jom go-chuh joo-sae-yo*; Please fix the air conditioner for me.)

byeongitong jom gochyeo juseyo. (*byun-gee-tong jom go-chuh joo-sae-yo*; Please fix the toilet bowl for me.)

semyeondae jom gochyeo juseyo. (*sae-myun-dae jom go-chuh joo-sae-yo*; Please fix the basin for me.)

Some useful words are ;

hiteo (*hee-tuh*) heater

naengjanggo (*naengjang-go*) refrigerator

mun (*moon*) door

sudokkokji (*soo-do-kkok-jee*) faucet

You may want to add a short description of the problem before you ask someone to fix it:

eeokoni annawayo. eeokon jom gochyeo juseyo. (*ae-uh-kon-ee an-na-wa-yo. ae-uh-kon jom go-chuh joo-sae-yo*; The air conditioner is not function-ing. Please fix the air conditioner.)

byeongitong muri annaeryeogayo. byeongitong jom gochyeo juseyo.

(*byun-gee-tong moo-ree an-nae-ryuh-ga-yo. byun-gee-tong jom go-chuho joo-sae-yo*; The water is not flushing. Please fix the toilet.)

If you don't think you can remember these expressions, just remember how to say **[some word] i/ga gojang naseoyo** (*[some word] i/ga go-jang na-ssuh-yo*; [some word] is broken). The management should come take care of the problem.

Noisy neighbors

If your next-door neighbors are too loud, you can't say **yeop bangi gojang-naseoyo. yeop bang jom gochyeo juseyo** (*yuhp bang-ee go-jang-na-ssuh-yo*).

yuhp-bang jom go-chuh-joo-sae-yo; The next door [neighbor] is broken. Please fix the next door [neighbor].). Instead, you can say this:

yeop bangi neomu sikkeureowoyo. (*yuhp bang-ee nuh-moo shi-kkeu-ruh-wo-yo*; The next room is too loud.)

Part III: Korean on the Go

228

Other problems

Use the expression **bangi neomu** [some word]. (*bang-ee nuh-moo* [some word]; The room is too [some word]) to describe what is wrong with your room, and fill in the blank with the appropriate word: **deowoyo** (*duh-wo-yo*) hot

chuwoyo (*choo-wo-yo*) cold

deoreowoyo (*duh-ruh-wo-yo*) dirty

jagayo (*ja-ga-yo*) small

sikkeureowoyo (*shi-kkeu-ruh-wo-yo*) noisy/loud

If you are staying in a place that has **ondolbang** (*on-dol-bang*; Korean floor heating), you may be uncomfortable because the floor is too hot or too cold.

If you want to be more specific, you can use the following expressions:

badagi neomu tteugeowoyo. (*ba-da-gee nuh-moo tteu-guh-wo-yo*; The floor is too hot.)

badagi neomu chagawoyo. (*ba-da-gee nuh-moo cha-ga-wo-yo*; The floor is too cold.)

Checking Out

Even if you fall in love with the place where you're staying, you can't stay there forever. After all, you have many other exciting places to visit. In this section, I show you how to find out your check-out time and how to pay the bill at the front desk.

If you're staying at a **yeoinsuk** (*yuh-in-sook*; Korean motel) or **minbak** (*minbak*; bed-and-breakfast), you probably paid when you checked in. For those places, all you have to do is fold your bedding in the morning (refer to "Traditional hotels," earlier in this chapter), pack up, and leave.

To be polite, make sure to say goodbye to the owners if you're staying in a small facility.

Chapter 13: Staying at a Hotel

229

You need some of these expressions when you are checking out:

myeotsie bangeul biwoya doeyo? (*myuh-shi-ae bangeul bee-wo-ya dwaeyo*; What time do I need to check out?)

gyesan halkkeyo. (*gye-san halkkae-yo*; I would like to pay the bill.)
gyesanseoga jal mot doengeot gateunndeyo. (*gye-san-suh-ga jal mot dwen-geot ga-teun-dae-yo*; I think there is a mistake on the bill.) Talkin' the Talk Joshua is ready to leave the ABC Hotel after staying three nights.

He walks up to the front desk to pay his bill and leave.

Clerk:

annyeonghasimnikka. pyeonan hasyeotseumnikka?

an-nyoung-ha-shim-ni-kka. pyuhn-an ha-syuht-sseum-ni-kka?

Hello. Was your stay comfortable?

Joshua:

ye, joaseoyo. gyesanhalkkeyo.

ye, jo-a-ssuh-yo. gye-san-hal-kke-yo.

Yes, it was great. I would like to pay the bill.

Clerk:

ye, chong hapaeseo osimmanwon nawatseumnida.

ye, chong ha-pae-suh o-shim-man-won na-wa-sseum-ni-da.

Yes. The total is 500,000 won.

Joshua is slightly surprised, because he thought the bill would be 450,000 won. He wants to know where the extra 50,000 won came from.

Joshua:

ye? gyesanseoga jalmot doengeot gateundeyo.

omanwon deo naongeot gatayo.

ye? gye-san-suh-ga jal-mot dwen-guht ga-teun-dae-yo. o-man-won duh na-on-guht ga-ta-yo.

Excuse me? I think there is a mistake on the bill. I am charged 50,000 won additional.

Clerk:

a, ye, jamsimannyo.

a, ye, jam-shi-man-nyo.

Ah, yes. Just a moment, please.

Part III: Korean on the Go

230

When the clerk checks, he discovers the hotel made a mistake and charged Joshua for room service that he didn't order.

Clerk:

a, joesonghamnida. chong sasip omanwon imnida.

a, swae-song-ham-ni-da. chong sa-ship o-man-won im-ni-da.

Ah, I'm so sorry. The total is 450,000 won.

Joshua: yeogi

iseoyo.

yuh-gee ee-ssuh-yo.

Here it is.

Clerk:

ye, gamsahamnida. annyeonghi gasipsiyo.

ye, gam-sa-ham-ni-da. an-nyoung-hee ga-ship-shi-yo.

Thank you very much. Good bye.

Words to Know

bangbeonho

bang-bun-ho

Room number

bangyeolsoe

bang-yuhl-sae

Room key

chekeuout

che-keu-out

Check out

daeume tto

da-eum-ae tto-

I'll come back next

olkkeyo

ol-kkae-yo

time.

gyesanhalkkeyo

gye-san-hal-kke-yo

I'd like to pay the

bill.

gyesanseo

gye-san-suh

Bill

roomsseobiseu

room-ssuh-bee-sseu

Room service

19_037188-ch13.qxp 6/24/08 11:13 PM Page 231

Chapter 13: Staying at a Hotel

231

Fun & Games

Fill in the blanks with the words from the following list (Appendix C reveals the correct answers):

jijeobunhaneyo

jeonhwa

gyesanseo

binbang

oneul

1. Bange _____ ga iseoyo? (Is there a telephone in the room?)
2. _____ chekeuautago sipeoyo. (I would like to check out today.)
3. Joesonghamnida, _____ i eopseumnida. (I'm sorry, we don't have vacancies.)
4. Bangi neomu _____. (The room is so dirty.)
5. Je _____ ga anieyo. (This is not my bill.)

Part III: Korean on the Go

232

20_037188-ch14.qxp 6/24/08 11:15 PM Page 233

Chapter 14

Transportation

In This Chapter

Getting around at the airport

Getting around town

Public transportation in Korea

Renting a car

Even though Korea is a very small country, getting from one place to another can be quite a hassle. Because of the high population density, getting around can be more troublesome than a lot of other countries.

Especially in urban areas, the rush hour traffic can last for hours, and a good part of your day may be ruined by being stuck in traffic. It can simply be a **nappeunkkum** (*nappeun-kkoom*; nightmare). However, even though Korea has a high population density, the country is quite modernized and has an excellent **daejung gyotong** (*dae-joong gyotong*; public transport) system that is very reliable. If you do visit the country, you should utilize the available public transit system to maximize your visit. By teaching you a few key phrases and sentences, this chapter can help you enjoy the country by mini-mizing the hassle that can be encountered in airports, bus terminals, train stations, and hailing cabs.

Getting Around at the Airport

Korea participates actively in the global economy. Due to the large amount of foreign investment in the country, many signs in **gonghang** (*gonghang*; airports) and other transportation hubs have English written along side

Korean on them. Initially, this will make your navigation through an airport much 20_037188-ch14.qxp 6/24/08 11:15 PM Page 234

Part III: Korean on the Go

234

easier. You may also notice that the people working behind the information desk or the ticket counters all speak English as well. Korea is also a country that enjoys its technological advances and developments, so at Incheon International Airport, for example, you may even find a robot or two wander-ing around ready to call you a cab, make reservations at a hotel for you, recommend you fine shopping areas, or provide other amenities. It may even be able to recommend you a great restaurant, though what a robot knows about food, I haven't the slightest. Regardless of what the robot may tell you, the following sections can make your way through the airport easier.

Making it past the checkin counter

If you're ready to go on a **yeohaeng** (*yuh-haeng*; travel or trip), you need to be sure that you have everything so that you can get past the ticket counter with ease. Go over the following checklist of items to make sure you have everything you need for your journey: A **yeogwon** (*yuh-gwon*; a passport)

A **yeohaeng gabang** (*yuh-haeng ga-bang*; a luggage or travel bag)

Your **yeohaeng iljeong** (*yuh-haeng il-jung*; travel itinerary) Talkin' the Talk

Brian is traveling from Chicago to Seoul. He is at the airport checking his bags in with the attendant.

Attendant:

annyeonghaseyo. tiket jom boyeojusigetseumnikka?

*an-nyoung-ha-sae-yo. tee-ket jom bo-yuh-joo-shi-get-
sseumni-kka?*

Hello. May I please see your ticket?

Brian:

ye. yeogi iseoyo.

ye. yuh-gee ee-ssuh-yo.

Yes. Here it is.

20_037188-ch14.qxp 6/24/08 11:15 PM Page 235

Chapter 14: Transportation

235

Attendant:

seoule gasineyo. yeogwon jom boyeojusigetseum-nikka?

seoul-ae ga-shi-nae-yo. yuh-gwon jom bo-yuh-joo-shi-gae-sseum-ni-kka?

I see you're going to Seoul. May I see your passport please?

Brian:

ne. yeogi iseyo.

ne. yuh-gee ee-ssuh-yo.

Yes. Here it is.

Attendant:

eolmadongan hanguge gyesilgeomnikka?

ul-ma-dong-an han-goo-gae gye-shil-gum-ni-kka?

How long are you planning on staying in Korea?

Brian:

sabak oil dongan iseul yejeongieyo.

sa-bak o-eel dong-an ee-sseul yea-jung-ee-ae-yo.

I plan on staying four nights and five days.

Attendant:

yeohaeng gabangeun myeotgae gatgo gyesimnikka?

yuh-haeng ga-bang-eun myut-gae gat-go gae-shim-ni-kka?

How many bags of luggage do you have?

Brian:

ye, segae gatgo iseoyo.

ye, sae-gae gat-go ee-ssuh-yo.

Yes, I have three.

Attendant:

geujunge ginae gabangeun myeotgae gatgo

gyesimnikka?

*geu-joong-ae gee-nae ga-bang-eun myut-gae gat-go
gyeshim-ni-kka?*

How many of those are carry-on luggage?

Brian:

i baenang hanamanyo.

ee baenang ha-na-mahn-yo.

Just this backpack.

20_037188-ch14.qxp 6/24/08 11:15 PM Page 236

Part III: Korean on the Go

236

Attendant:

**changmun yeope inneun jwaseogeul deurilkkayo,
animyeon tongno yeope inneun jwaseogeul
deurilkkayo?**

*chang-moon yuh-pae in-neun jwa-suh-geul deu-ril-
kka-yo, a-nee-myun tong-no yuh-pae in-neun jwa-
suh-geul deu-ril-kka-yo?*

Would you like a seat next to the window, or would
you like a seat next to the aisle?

Brian:

**doelsu iseumyeon changmun yeope inneun
jwaseogeul juseyo.**

*dwel-soo ee-sseu-myun chang-moon yuh-pae in-neun
jwa-suh-geul joo-sae-yo.*

If at all possible, I would like a seat next to the
window, please.

Attendant:

ye, algetseumnida. tapseunggwon yeogi itseumnida.

**pyeon beonho ibaek sipsam, jul isipsam, jwaseok “A”
innida.**

*ye, al-get-sseumni-da. tapseung-gwon yuh-gi ee-
sseumni-da. pyun bun-ho ee-baek ship-sam, jool ee-
ship-sam, jwa-suk “A” im-ni-da.*

Yes, I understand. Here is your boarding pass. It's
flight number two hundred and thirteen, row twenty
three, seat “A.”

Brian:

gamsahamnida.

gam-sa-ham-ni-da.

Thank you very much.

Attendant:

ye, annyeonghi gasipsiyo.

ye, an-nyoung-hee ga-ship-shi-yo.

Yes, please enjoy your journey.

Chapter 14: Transportation

237

Words to Know

baenang

baenang

Back pack

balcha

bal-cha

Departure

(trains and buses)

bija

bee-ja

Visa

changmun

chang-moon

Window

chekeu in

che-keu een

Checking in

chulbal

chulbal

Departure (flights)

chulgu

chool-goo

Exit

churipgu

choo-rip-goo

Entrance/exit/gate

dochak

do-chak

Arrival

doelsuiseumyeon

dwel-soo-ee-

If at all possible

sseu-myun

eolmadongan

ul-ma-dong-an

For how long

gasineyo

ga-shi-nae-yo

You are going to

ginae gabang

gee-nae ga-bang

Carry on luggage

ipgu

eep-goo

Entrance

iseul yeojeongieyo

ee-sseul yea-

Do you plan to stay?

jung-ee-ae-yo

jwaseok beonho

jwa-suk bun-ho

Seat number

mokjeokji

mok-juk-jee

Destination

myeotgae

muht-gae

How many

pyeon beonho

pyun bun-ho

Flight number

sojipum

so-jee-poom

Personal belongings

tapseunggwon

tahp-seung-gwon Boarding pass/

ticket

tiket

tee-ket

Ticket

tongro

tong-no

Aisle

yeohaengja supyo

yuh-haeng-ja

Traveler's check

soo-pyo

20_037188-ch14.qxp 6/24/08 11:15 PM Page 238

Part III: Korean on the Go

238

Getting past Immigration and Customs

After you arrive at the airport, before you can go to the baggage claim, you have to go through the **ipgukja simsadae** (*eep-gook-ja shim-sa-dae*; Immigration). They check your **yeongwon** (*yuh-gwon*; passport) for your **bija** (*bee-ja*; visa). They also ask you if you're here on **il gwangye** (*il-gwan-gye*; work related), **gwangwang** (*gwahn-gwang*; sightseeing) or **chinji bangmun** (*chin-jee-bang moon*; visiting family & friends). After going through immigration, you need to pick up your bags and go through the customs. If you have anything to declare, especially meat, vegetables, seeds, fruits, dairy, anything made of fresh wood, *etc.* (just like in U.S.) you must declare those items. If you do not declare them and you get caught, you will have hefty fines and some good explaining to do. Due to the recent world affairs, security at the airport will be pretty tight and they will go through your luggage and such, but be patient and cooperative. You will have little trouble making it past the customs and you'll be out of the **gonghang** (*gonghang*; airport) in no time.

Generally, from the United States, it takes at least ten to fourteen hours to get to Korea. Flying halfway around the world does take a bit of time and you may find yourself wanting something other than the in-flight movie that is provided. Many intercontinental flights do offer movies, blankets, pillows, and magazines to help pass the time, but you may grow tired of them rather quickly. Try to bring a book you enjoy, or a small handheld game device to make the time pass by much quicker.

Leaving the airport

Most airports have various means of travel available right as you leave the terminal. Many of them have **beoseu** (*buh-sseu*; bus) stops, **gicha** (*gee-cha*; train) stops, and **jihacheol** (*jee-ha-chul*; subway) stops all located

within the airport. If you're not fond of mass transit or unsure as to how to get to your destination using them, you can always find a row of taeksi (*taek-si*; taxis) parked in front of the arrivals terminal as well. You can also find an **annaeweon** (*an-nae-won*; attendant/guide) who can hail a cab for you, make a reservation at a hotel, or whatever else you need done.

Hotels of every kind and quality are available in Korea, from the fanciest of world-class hotels, to more affordable, “efficient” motels. Instead of staying at hotels, you may also give hostels a try, or give temple stay a go. There are many Buddhist temples that offer temple stays and it's a completely different experience of the country than what a stay at a hotel can offer. If it is a genuine “Korean” experience you crave, these hostels or temple stays might just do the trick.

Chapter 14: Transportation

239

Getting Around Town

You've finally arrived at your hotel room, have unpacked, showered, and properly stretched out your **dari** (*da-ree*; legs). Now you're ready to hit the town. How do you go about doing it? Well, if you've arrived at a major metropolitan area like Seoul, or Busan, all the transportation options imaginable are available to you and can easily be found. The front desk at the hotel can be more than helpful in accomplishing this task. They may have a complimentary **jido** (*jee-do*; map) available for you, and because a **gichayeok** (*gee-cha-yuhk*; train stop) or a **beoseu jeongnyujang** (*buh-sseu jung-nyoo-jang*; bus stop) is usually right in front of the hotel or a short walk away, they will be more than happy to call you a **taeksi** (*taek-shi*; taxi, cab), or rent you a **jadongcha** (*ja-dong-cha*; car). If you're staying at a more rural area, some travel by foot may be necessary before you reach one of these transportation hubs. Acquiring a map of the area you're staying at, and circling out from your hotel as the central point is a good way to maximize your stay and enjoy the sights.

Hailing a cab

You'll find taxis all over the city. Parked in front of bus terminals, train stations, hotels, within a large, metropolitan area, you can find cabs pretty much anywhere. All you have to do is stand by the edge of the street and raise your **son** (*sohn*; hand), and a cab will pull up to pick you up eventually. However, if you're out in the country, or more rural areas, you have to call a taxi. This can be done by looking in a phone book, taking a phone number off the side of a cab, or you can ask someone to call a cab for you at any hotel or restaurant. Simply walk up to the front desk and say, "**jeo taeksi handaeman bulleo juseyo**" (*juh taek-shi han-dae-man bool-luh joo-sae-yo*; Please call me a taxi").

Once you're in the cab, remember to put on your **anjeon baelteu** (*an-jun belteu*; seat belt) and try using the following phrases:

yeogiseo jeil gakkau baekhwajeome deryeoda juseyo. (*yuh-gee--suh jae-il ga-gga-on baekhwa-jum-ae dae-ryuh-da joo-sae-yo*; Please take me to the nearest department store from here.)

i jusoe deryeoda juseyo. (*ee joo-so-ae dae-ryuh-da joo-sae-yo*; Please take me to this address.). While saying this phrase, you need to show the driver the piece of paper with the address written down.

[some word] -e deryeoda juseyo. (*[some word] -ae dae-ryuh-da joo-sae-yo*; Please take me to [some word].). You can substitute [some word]

Part III: Korean on the Go

240

with the names of the places you need/want to go. For example,

yeongsagwan (*young-sa-gwan*; embassy), **sicheong** (*shi-chung*; city hall), **gyeongbokgung** (*gyeong-bok-goong*; gyeongbok palace), etc.

[some word] -kkaji ganeunde eolmaeyo? (*[some word] -kka-jee ganeunda ul-mh-ae-yo?* How much to go to [some word] ?). Substitute

[some word] with the names of places you need/want to go.

eolmaeyo? (*ul-ma-ae-yo?* How much is it?)

Taking a bus

At a major transportation hub, a **jido** (*jee-do*; map) of the bus **gyeongno** (*gyeong-no*; routes) may be available, but at a bus stop, you may have to rely on the map that is against the wall. Taking some time to study the routes of buses is a good idea. Korea has a pretty extensive public transit system and you can take the buses pretty much to anywhere. Not only can you take a bus in and around a city, you can also take a **gosok beoseu** (*go-sok buh-sseu*; express bus) from one city to another. It's a pretty inexpensive way to travel and see the countryside as well. **gosok beoseu** usually does not stop at regular stops like the **sine beoseu** (*shi-nae buh-sseu*; city bus) does, and you can only ride the **gosok beoseu** at one of the **beoseu jeongnyujang** (*buh-sseu jung-nyoo-jang*; bus terminal) only. When getting on a bus, don't forget to ask the driver whether the bus is going to your destination. Ask the driver **i beoseuga [some word] euro gayo?** (*ee buh-sseu-ga [some word] eu-ro ga-yo*; Is this bus going to [some word]?). Substitute [some word] with your destination city/town. Usually the bus driver does not give change, so you need to have the correct amount of money to ride on the bus

(even if you pay more than the bus fare, you won't get the change). Most Koreans use prepaid bus passes to ride the bus.

Riding the subway

A **jihacheol** (*jee-ha-chul*; subway) is a pretty efficient way to travel around the city. Seoul has an excellent subway system that will take you to just about any part of the city. However, during **chultoegeun sigan** (*chool-twae-geun shi-gan*; rush hour, time to get to and from work), the subway can be extremely crowded as people try to get to and from work. If you're the least bit claustrophobic, I strongly suggest you avoid the subways during rush hour. Another benefit of the subway system is that they run pretty late into the night. So, if you've had a late night drinking and singing with your friends at a **noraebang** (*no-rae-bang*; karaoke room), you can take advantage of any one of the public transit systems available in the city and save you the trouble of a DUI in a foreign country.

Chapter 14: Transportation

241

Talkin' the Talk

Ryan is talking to Eric on the phone about meeting up for drinks later tonight.

Eric:

yeoboseyo?

yuh-bo-sae-yo?

Hello?

Ryan:

ericssi, ryan ieyo. jal iseoseoyo?

eh-rik-sshi, ra-ee-un-ee-ae-yo. jal ee-ssuh-ssuh-yo?

Eric, this is Ryan. Have you been well?

Eric:

o raianssi, oraenmanieyo. anbonji han dudal jeongdo

doeneungeo gateunde. geudongan jal iseotjiyo?

oh ra-ee-un-sshi, o-raen-man-ee-ae-yo. an-bon-jee

han doo-dal jung-do dwe-neun-guh ga-teun-dae.

geudong-an jal ee-ssuh-jee-yo?

Oh Ryan, it's been a while. It's been about one or two months since the last time I saw you. Have you been well during then?

Ryan:

ye, ye. byeoril eopseoseoyo. yo dudal dongan yeol-lageul mothaeseo mianhaeyo.

ye, ye. byul-il uhp-ssuh-ssuh-yo. doo-dal dong-an yuhl-la-geul mot-hae-suh mee-an-hae-yo.

Yes, yes. Not much has gone on. I'm sorry I haven't kept in touch with you for the last two months.

Eric:

geureochi anado jeodo ryan -ssi hante hanbeon yeol-lageul haetseoya doeneungeonde anhaeseo mianhaeyo. yosae il ttaemune neomu bappaseo bap meogeul sigando eomneungeo gateyo.

geu-ruh-chi a-na-do juh-do ra-ee-un-sshi han-tae han-bun yuhl-la-geul hae-ssuh-ya dwe-neun-guhn-dae an-hae-suh mee-an-hae-yo. yo-sae il ttae-moon-ae nuh-moo ba-ppa-suh bab muh-geul shi-gan-do um-

neun-guh ga-tae-yo.

I've been meaning to contact you as well, Ryan. Sorry

I haven't done so. I've been so busy at work, it seems
like I don't even have time to eat.

20_037188-ch14.qxp 6/24/08 11:15 PM Page 242

Part III: Korean on the Go

242

Ryan:

**geuraeseo jega oneul jeonhwa deuringeoeyo. oneul
jeonyeok jeorang gachi hasillaeyo?**

geu-rae-suh jae-ga o-neul jun-hwa deu-rin-guh-ae-yo.

o-neul juh-nyuk juh-rang ga-chi ha-shil-lae-yo?

That's why I'm calling you today. Would you like to
have dinner together?

Eric:

**oneul jeonyeogeun jom gollanhaeyo. je yeoja chin-
gurang jeonyeogeul gachi meokgiro yaksok hae-
seoyo. jeonyeok meogeun daeume mannamyeon
eottaeyo?**

o-neul juh-nyuh-geun jom gol-lan-hae-yo. jae yuh-ja

chin-goo-rang juh-nyuh-geul ga-chi muk-gee-ro yak-

sok-eul hae-ssuh-yo. juh-nyuk muh-geun da-eum-ae

man-na-myun uh-ttae-yo?

Dinner this evening's not very good. I promised my girlfriend that I'd have dinner with her. How about we meet after dinner?

Ryan:

**geureom uri ahopsie seoulyeok baro ape inneun
suljibeseo mannaneunge eottaeyo? jeon geu jibeseo
jeonyeok meokgo gidarigo iseulkkeyo.**

*geu-rum oo-ree a-hop-shi-ae gee-cha-yuk ba-ro a-pae
in-neun sool-jeep-ae-suh man-na-neun-gae uh-ttae-
yo? jun geu jee-bae-suh juh-nyuk muk-go gee-da-ree-
go ee-sseul-kkae-yo.*

How about we meet at the bar right in front of the Seoul train station at nine o'clock? I'll have dinner there and just wait for you.

Eric:

**joayo. doelsu iseumyeon ppalli gakkeyo. geureom
oneul bame bwayo.**

*jo-a-yo. dwel-soo ee-sseu-myun ppal-lee gal-kkae-yo.
geu-rum o-neul ba-mae bwa-yo.*

Great. I'll try to get there as soon as I can. Then I'll see

you later tonight.

20_037188-ch14.qxp 6/24/08 11:15 PM Page 243

Chapter 14: Transportation

243

Words to Know

anbonji

an-bon-jee

Haven't seen

bappaseo

ba-ppa-suh

Been busy

byeoril

byul-il

Nothing much

geudongan

geudong-ahn

During those time

il

il

Work

jariseoseoyo

jal-ee-ssuh-ssuh-yo

Have you been

well?

jeongdo

jung-do

About

jeonyeok

juh-nyuk

Dinner

jeorang

juh-rang

With me

jom gollanhaeyo

jom gol-lan-hae-yo

It's not good

mianhaeyo

mee-an-hae-yo

I'm sorry.

namjachingu

nam-ja-chin-goo

Boyfriend

oraenmanineyo

o-raen-ma-nee-

It's been a while

nae-yo

ppalli

ppal-lee

Hurry, fast

suljip

sool-jeep

Bar, drinking

house

yeojachingu

yuh-ja-chin-goo

Girlfriend

yeollak

yuhl-lak

Keep in touch

yosae

yo-sae

These days

20_037188-ch14.qxp 6/24/08 11:15 PM Page 244

Part III: Korean on the Go

244

Getting on the train

Railways cross all over the country. The rail system connects just about every city to each other. By as early as 2012, Korea plans to have a commercialized maglev train system up and running. This train will run at over 300

miles per hour and make the trip from Seoul to Busan in less than an hour.

People will be able to travel further and cover greater distances in shorter amount of time, allowing people to work further away from their homes and get away quicker and easier and faster than ever before. When you buy your **pyo** (*pyo*; ticket) make sure you know what **peulaetpom** (*peullaet-pom*; platform) your train leaves on, **myeot si** (*myuht-shi*; what time), whether it's a **pyundo** (*pyun-do*; one-way ticket), or a **wangbokpyo** (*wangbok-pyo*; round-trip ticket) when you're at the **kaunteo** (*ka-oon-tuh*; counter). Some useful phrases are ; **i gichaneun myeotsie tteonayo?** (*ee gee-cha-neun myuht-shi-ae ttuh-na-yo*; What time is this train leaving?)

seoulganeun gichaneun myeotsie tteonayo? (*suh-ool-ga-neun gi-cha-neun myuht-shi-ae ttuh-na-yo*; What time is this train to Seoul leaving?). You can substitute Seoul with any other city you need/want to go.

i gichareul taryeomyeon eoneu peullaetpomeuro gayahaeyo? (*ee gee-chareul ta-ryuh-myun uh-neu peullaet-pom-ae-suh ta-ya-hae-yo*; If I want to catch this train, which platform do I need to go to?) **seoureseo busankkai wangbokpyo juseyo.** (*suh-oo-rae-suh boo-san-kka-jee wangbok-pyo joo-sae-yo*; Please give me a round trip ticket from Seoul to Busan.). You can substitute Seoul and Busan with the destination cities of your choice.

Chapter 14: Transportation

245

Fun & Games

Please write down the following transports in Korean. (See Appendix C for the answers).

A.

B.

C.

D.

E.

A. _____

B. _____

C. _____

D. _____

E. _____

Part III: Korean on the Go

246

21_037188-ch15.qxp 6/24/08 11:15 PM Page 247

Chapter 15

Planning a Trip

In This Chapter

Picking the right time for travel

Choosing a destination

Packing for the trip

Dealing with the travel agency

So you've decided to go to Korea. What should you bring? Will you be going for business, or pleasure? Is there a certain site you have to see, or a certain festival you have to attend? Careful planning and knowing exactly what you want out of your vacation will go a long way in maximizing your time and money during your trip. This chapter guides you through picking out what time of the year you may want to travel, where you may want to go to see what sites, what you may need to bring, and how to deal with the people that you may encounter. Got your passport and toothbrush ready?

Picking a Good Time for Travel

You obviously wouldn't want to take a trip to Korea in the middle of the winter time if you're interested in playing golf. Likewise, you wouldn't want to plan a trip to Korea in the middle of the summer if you're interested in skiing.

The following sections show you not only what times might be good for travel, but also how to communicate your travel dates to someone else, by examining how to name days and months in Korean.

Checking out the seasons

Korea does have four very distinct seasons, so what ever type of weather you fancy, you can find it in Korea:

21_037188-ch15.qxp 6/24/08 11:15 PM Page 248

Part III: Korean on the Go

248

From March to May, you can see a beautiful **bom** (*bom*; spring) with rare flowers in bloom, and trees burst into leafy splendor.

During the hot and humid **yeoreum** (*yuhreum*; summer), the vegetation is lush and you'll see many people escape the summer heat by going to the beaches.

Monsoon rains begin usually in late June and last until mid-July, and August is hot and humid.

gaeul (*ga-eul*; fall) begins as September brings in the cool continental winds and dry weather.

October, when the leaves turn color, the whole countryside turns a vivid orange, red, and yellow.

The winter is cold and generally dry with occasional snow. During the **gyeoul** (*gyuh-ool*; winter) months, three or four days of cold weather are often followed by a few warm days.

Naming months and counting days

If you want to ask someone when they're planning a trip to Korea, you can ask them, "**eonje hanguge gasilkkeoyo?**" (*un-jae han-goo-gae ga-shil-kkuh-ae-yo?*), which is translated as, "When will you be going to Korea?" If someone asks you that very question, you can answer, "**ne, siwol isibsamilnal tteonaseo siwol samsibilnal olkkeoyo**" (*ne, shi-wol ee-ship-sam-il-nal ttuh-na-suh shi-wol sam-ship-il-nal ol-kkuh-ae-yo*). You just told that person, "Yes, I will be leaving on the 23rd of October and I will be back on the 30th of October."

You have to substitute the days and months to tell someone when you're really planning on leaving and returning. To do that, you have to be able to name the days and months in Korean (see Table 15-1).

Conveniently enough, you don't have to remember separate names for all the months. If you can count up to twelve, just add the suffix **wol** (*wol*; month) behind the number and you have the corresponding month. For example, **samwol** (*sam-wol*) means the third month, which is the month of March.

Similarly, if you just attach the suffix **-il** (*il*; day) to a number, you have the date. For example, **siboil** (*ship-o-il*) is the fifteenth. You may notice that the Korean word for "day" and the number "one" is the same (**il**). So the first day of the month becomes **ilil** (pronounced, *ee-ril*). The reason for the difference in pronunciation is because Koreans use the same consonant for the letters "r" and "l", and the pronunciation of that consonant changes depending on the position of that consonant. In general, the same consonant is pronounced as 'r' when it appears at the beginning and 'l' at the end.

Chapter 7 has a table 21_037188-ch15.qxp 6/24/08 11:15 PM Page 249

Chapter 15: Planning a Trip

249

that lists all the months in the year, days of the week and time relative to now. In case you don't feel like going back to that chapter, I have reproduced it for you here.

Table 15-1

Months of the Year and Other Pertinent

Travel-Planning Terms

Korean Word

Pronunciation

Translation

irwol

ee-rwol

January

iwol

ee-wol

February

samwol

sam-wol

March

sawol

sa-wol

April

owol

o-wol

May

yuwol

yoo-wol

June

chirwol

chee-rwol

July

parwol

pa-rwol

August

guwol

goo-wol

September

siwol

shi-wol

October

sibirwol

ship-ee-rwol

November

sibiwol

ship-ee-wol

December

ibeondal

ee-bun

This month

daeumdal

da-eum-dal

Next month

jeobeondal

juh-bun-dal

Last month

saengil

saengil

Birthday

seollal

suhl-nal

New Year's day

woryoil

wo-ryo-il

Monday

hwayoil

hwa-yo-il

Tuesday

suyoil

soo-yo-il

Wednesday

mogyoil

mo-gyo-il

Thursday

(continued)

Part III: Korean on the Go

250

Table 15-1 (continued)

Korean Word

Pronunciation

Translation

geumyoil

geum-yo-il

Friday

toyoil

to-yo-il

Saturday

iryoil

ee-ryo-il

Sunday

hansi

han-shi

1:00

dusi

doo-shi

2:00

sesi

sae-shi

3:00

nesi

nae-shi

4:00

daseotsi

da-suh-shi

5:00

yeoseotsi

yuh-suh-shi

6:00

ilgopsi

il-gop-shi

7:00

yeodeolsi

yuh-dul-shi

8:00

ahopsi

a-hop-shi

9:00

yeolsi

yuhl-shi

10:00

yeolhansi

yuhl-han-shi

11:00

yeoldusi

yuhl-doo-shi

12:00

ojeon

o-juhn

Before noon, am.

ohu

o-hoo

After noon, pm.

Talkin' the Talk

Jim is planning a trip to Korea. Heather is asking him about the trip.

Heather:

jimssi, annyeonghaseyo?

jim-sshi, a-nyoung-ha-sae-yo?

Jim, have you been well?

Jim:

heatherssi! bangawoyo!

heather sshi! ban-ga-wo-yo!

Heather! Glad to see you!

Chapter 15: Planning a Trip

251

Heather

hanguk gasindago deureosseoyo. eonje gaseyo?

han-goog ga-shin-da-go deu-ruh-ssuh-yo. un-jae ga-sae-yo?

I heard you were going to Korea. When are you going?

Jim:

**ne. daeumju suyoire tteonaseo iljuil jeongdo
iseulkkeoyo.**

*ne. da-eum-joo soo-yo-ee-rae ttuh-na-suh il-joo-il
jung-do ee-sseul-kkuh-ae-yo.*

Yes. I leave next Wednesday and plan on staying for a week or so.

Heather:

daeumju suyoirimyeon guwol isib pparirineyo.

hanguk gaeul punggyeongi cham meositdago deure-

oseoyo. jaemi itgetneyo.

*da-eum-joo soo-yo-ee-ree-myun goo-wol ee-ship ppa-
ril-ee-nae-yo. han-goog ga-eul poong-gyoung-ee
cham muh-shi-da-go deu-ruh-ssuh-yo. jae-mee ee-
get-nae-yo.*

Next Wednesday is the September twenty-eighth. I
heard that the fall scenery in Korea is very beautiful.
It sounds like fun.

Jim:

**ne. hanguge gabogo sipeunji oraedoeseyo. sajin
mani jjigeo olkkeyo.**

*ne. han-goo-gae ga-bo-go shi-peun-jee o-rae-dwe-
ssuh-yo. sa-jin ma-ni jjee-guh ol-kkae-yo.*

Yes. I've wanted to go and see Korea for a long time
now. I'll bring back lots of pictures.

Heather:

jeo ginyeompum hanaman gatda jusillaeyo?

*juh gee-nyum-poom ha-na-man gat-da joo-shil-
lae-yo?*

Will you bring me a souvenir?

Jim:

mullonijyo!

mool-lo-nee-jyo!

Of course!

21_037188-ch15.qxp 6/24/08 11:15 PM Page 252

Part III: Korean on the Go

252

Words to Know

banggawoyo

ban-ga-wo-yo

Glad to see you

bidio

bee-dee-o

Video

daeumdal

da-eum-dal

Next month

daeumju

da-eum-joo

Next week

eonje gaseyo

un-jae ga-sae-yo

When are you leaving?

ginyeompum

gee-nyum-poom

Souvenir

mullonijyo

mool-lo-nee-jyo

Of course

punggyeong

poong-gyung

Scenery

sajin

sa-jin

Photo

seonmul

suhn-mool

Present

tteonaseo

ttuh-na-suh

Leaving

Korean holidays

Koreans officially follow the Gregorian calendar, though some holidays are observed on the lunar calendar of that year. On official holidays, offices and

banks are closed, but palaces, museums, most restaurants, department stores, and amusement facilities are open. **seollal** (*suhl-nal*; New Year's day) and **chuseok** (*choo-suhk*; Korean harvest festival) are the most important traditional holidays for Koreans. Millions of people visit their **gohyang** (*gohyang*; hometown, one's place of origin) to celebrate with their families during these periods. On **seollal**, Koreans hold a memorial service for their ancestors and perform **sebae** (*sae-bae*; a formal bow of respect to their elders) as a New Year's greeting. Table 15-2 lists Korean holidays.

On these holidays you never know if it's a good time to visit — it depends on how you feel about crowds. Although everyone visits their families, department stores and other businesses might be crowded. Of course, all the transport systems will be totally full and in total mess.

Chapter 15: Planning a Trip

253

Table 15-2

Korean Holidays

Holiday

Date

Description

New Year's Day

January 1

The first day of the new year is recognized and celebrated.

Seollal, Lunar New

January 28 to 30

Lunar New Year's Day (**Seollal**) is one

Year's Day

(changes year

of the most important traditional days

to year)

of the year, still more recognized than

January 1st. Most businesses are closed, and people take off several days to visit their hometowns to be with family.

Independence

March 1

This day commemorates the

Movement Day

Declaration of Independence

proclaimed on March 1st, 1919, while

under Japanese colonization. A reading of the declaration takes place in a

special ceremony at Tapgol Park in

Seoul, where the document was first

read to the public.

Buddha's Birthday

May 5

It falls on the 8th day on the 4th lunar

(changes year

month. Elaborate, solemn rituals are

to year)

held at many Buddhist temples
across the country and lanterns are
hung in the temple courtyards. On the
Sunday evening before Buddha's
birthday, these lanterns are lit and
carried in parades.

Children's Day

May 5

On this day, parents dress up the little
ones and take them to children's
parks, amusement parks, zoos or the
cinema for a full day of fun and
games.

Memorial Day

June 6

Memorial Day is set aside to honor
the soldiers and civilians who gave
their lives in the service of their country. The largest ceremony is held at
the National Cemetery in Seoul.

Constitution Day

July 17

This holiday commemorates the
proclamation of the Constitution of
the Republic of Korea on July 17th,
1948.

(continued)

Part III: Korean on the Go

254

Table 15-2 (continued)

Holiday

Date

Description

Liberation Day

August 15

This holiday commemorates the Japanese acceptance of the Allies' terms of surrender and the resulting liberation of Korea in 1945.

Chuseok, Korean

October 5 to 7

Chuseok (Choo-suhk) is one of the

Thanksgiving Day

(changes year

year's most important traditional

to year)

holidays. It is celebrated on the 15th day of the 8th lunar month. **Chuseok** is often referred to as Korean

Thanksgiving Day. It's a celebration of the harvest and a thanksgiving for the bounty of the earth. Family members come from all parts of the country to visit their ancestral homes.

National Foundation

October 3

This holiday commemorates the

Day

founding of the Korean nation in 2333 BCE by the legendary god-king

Dangun (Dahn-goon). A simple ceremony is held at an altar on top of Mt. Manisan, Ganghwa island. The altar is said to have been erected by Dangun to offer thanks to his father and grandfather in heaven.

Christmas Day

December 25

Christmas is observed as a national holiday in Korea.

Naming off the years

olhae (*ol-hae*) is the Korean word for “this year.” **jaknyeon** (*jang-nyuhn*) is last year, and **naenyeon** (*nae-nyuhn*) is next year. **nyeon** (*nyuhn*) is the Korean word for “year,” so add the appropriate numbers in front of the word and you have the given year. For example, **icheonpaillyeon** (*ee-chun-pall-lyuhn*) is the year 2008.

Koreans also adhere to the Chinese zodiac, though nowadays it’s taken less seriously than in the past. Very much like Western astrology, people born under certain signs exhibit certain personality traits. The difference between the Chinese zodiac and the Western zodiac is that in Western zodiac changes monthly whereas the Chinese zodiac changes yearly. 2008 is the year of the 21_037188-ch15.qxp 6/24/08 11:15 PM Page 255

Chapter 15: Planning a Trip

255

rat, which marks the beginning of the twelve-year cycle. The Koreans add the word **-tti** (*ttee*) to the various animal names representing the year to describe what sign you are. So, if you were born in the year of the rat, you would be a **juitti** (*jwee-ttee*). Check out your sign in Table 15-3.

Table 15-3

The Animals of the Chinese Zodiac

Korean Word

Pronunciation

Translation

baemtti

baem-ttee

Year of the Snake

daktti

dahk-ttee

Year of the Rooster

doejitti

dwe-jee-ttee

Year of the Pig

gaetti

gae-ttee

Year of the Dog

horangitti

ho-rahng-ee-ttee

Year of the Tiger

juitti

jwee-ttee

Year of the Rat

maltti

mahl-ttee

Year of the Horse

sotti

so-ttee

Year of the Ox

tokkitti

to-ggi-ttee

Year of the Rabbit

yangtti

yahng-ttee

Year of the Goat

yongtti

yong-ttee

Year of the Dragon

wonsungitti

won-soong-ee-ttee

Year of the Monkey

Specifying dates and times

Once you have your itinerary, bags packed and ready to go, you'll have to know your **sigan** (*shi-gan*; time). There is a 17-hour difference between Chicago and Seoul. When it is 6:30 pm on Thursday in Chicago, it is 9:30 am on Friday in Seoul. You have to remember that when you decide to **yeohaeng** (*yuh-haeng*; travel). You wouldn't want to call someone at three o'clock in the morning just to tell them what fun you had at the Gwangju Gimchi Festival, or how the visit to the Seokguram grotto was life changing.

You also want to know what time museums and shops open and close, at

what time a show starts, what date and time to set your reservation at, and so forth. “**myeotsieseo myeotsikkaji yeollyeo itnayo?**” (*myuht-shi-ae-suh myuht-shi-kka-jee yuhl-lyuh eet-na-yo?*), which is translated, “From what time to what time are you open?”, might be a good question to know to

make sure to 21_037188-ch15.qxp 6/24/08 11:15 PM Page 256

Part III: Korean on the Go

256

not find a “closed” sign in front of the attraction you might want to see. **yeyak** (*yae-yak*; *reservation*) is a good word to know if you want to make sure they save a seat for you. **yeyak** means reservation, and many attractions, especially during peak tourist seasons, have a tendency to sell out quickly, so calling ahead and making a **yeyak** is often good practice.

Trains and buses, as well as other means of mass transit move according to schedule, in a timely manner. Chances are, if you miss a train, one will be along very shortly. However, sitting in a bus stop, or a train station was not what you went to Korea to experience, right? Arriving a little early for departures and giving yourself a little time for boarding and such can save you missed rides, long delays, and needless **gidarim** (*gee-da-rim*; waiting).

Choosing Your Destination

If you're headed to Korea on business, chances are, you'll spend quite a bit of time in the capital city, Seoul, or perhaps one of the major port cities like Busan, or Ulsan. If you're there for pleasure, a vacation, or on a holiday, the whole country is available for your enjoyment. Well, then. Where to go? That depends entirely upon what your interests are. Even though Korea is a **jageun nara** (*ja-geun na-ra*; small country), it is a country with a rich history and culture that can take a lifetime or more to fully explore. Sights and delights of every kind are available for the pickiest of vacationers. Whether you're looking for world-class resort style pampering, or if you're ready to experience a monastic, contemplative and Spartan lifestyle at a Buddhist temple, Korea has all kinds of wondrous experiences for the **yeohaenggaek** (*yuh-haeng-gaek*; visitor). You can also find Koreans to be incredibly friendly and warm, inviting people with a giving nature, eager to lend a hand in enhancing your experience of the country.

If it is shopping you crave, staying near Seoul and vicinity is probably a good plan. Itaewon area, Gangnam district, Dongdaemun and Namdaemun markets have an almost inexhaustible supply of goods for the pickiest of consumers.

If it is history you crave, you can take it all in near the Gyeongju area, where the remnants and artifacts of the Silla dynasty still survive in **bangmulgwan** (*bang-mool-gwan*; museums), ancient tombs and temples over a thousand years old. From bird watching and folk festivals, to nightclubs and cafes, whatever it is that you're looking for, you can probably find it in Korea.

Immersing yourself in a foreign culture can be a great opportunity for you to discover something new, not just in that foreign culture, but something new in yourself as well.

Chapter 15: Planning a Trip

257

Try to pick destinations with some of these sites and activities listed in Table 15-4, and you'll almost be guaranteed a good time on your travels.

Table 15-4

Sites and Activities

Korean Word

Pronunciation

Translation

baekhwajeom

baekhwa-jum

Department store

bangmulgwan

bang-mool-gwan

Museum

geukjang

geukjang

Theatre

gongweon

gongwon

Park

gungjeon

goong-juhn

Palace

haebyeon

hae-byun

Beach

jeol

juhl

Temple

misulgwan

mee-sool-gwan

Art gallery

san

san

Mountain

singmulgwan

shik-mool-gwan

Botanical garden

Is your trip to Korea a part of a travel package? Will you be going to other Asian countries before or after your visit to Korea? How about **jungguk** (*joong-gook*; China)? **ilbon** (*il-bon*; Japan), or **taeguk** (*tae-gook*; Thailand) perhaps? Whereever it is you decide to go, you may want to familiarize yourself with the terms **-eseo** (*ae-suh*, from) and **-ro** or **-euro** (to):
“**jeoneun donggyeongeseo bukkyeongeuro gayo**” (*juh-neun dong-gyoung-ae-suh book-gyoung-eu-ro ga-yo*) is translated, “I am going from Tokyo to Beijing.”

“**jeoneun nyu yogeseo amseutereudameuro gayp**” (*juh-neun nyoo-yo-gae-suh am-seu-te-reu-da-meu-ro ga-yo*) is translated, “I am going from New York to Amsterdam.”

“**jeoneun hyuseutoneseo meksikoro gayo**” (*juh-neun hyoo-seu-ton-ae-suh mek-shi-ko-ro ga-yo*) is translated, “I am going from Houston to Mexico.”

When do you use **-ro** and when do you use **-euro**? It’s quite simple, actually. If the last syllable of the place name ends with a consonant, like, **ilbon**, or **taeguk**, you use the marker **-euro**, so you say **ilboneuro**, or **taegugeuro**. If the last syllable of the place name ends with a vowel like, **Hawai** (*ha-wa-ee*; 21_037188-ch15.qxp 6/24/08 11:15 PM Page 258

Part III: Korean on the Go

258

Hawaii) or **Pari** (*Pa-ree*; Paris), so you say **Hawairo**, or **Pairo**. Table 15-5 lists a few other places for you to practice “to” and “from” with.

Table 15-5

Places

Korean Word

Pronunciation

Place

hoju

ho-joo

Australia

areujentina

a-reu-gen-ti-na

Argentina

beurajil

buh-ra-jil

Brazil

kaenada

kae-na-da

Canada

jungguk

joong-gook

China

ijipteu

ee-jeep-teu

Egypt

yeongguk

young-gook

England

peurangseu

peurang-sseu

France

dogil

do-gil

Germany

gana

ga-na

Ghana

yeongguk

young-gook

Great Britain

indo

in-do

India

israural

ee-seu-ra-ael

Israel

itaeri

ee-tae-ree

Italy

ilbon

il-bon

Japan

rebanon

rae-ba-non

Lebanon

nyujillaend

new-jil-lan-deu

New Zealand

reosia

ruh-shi-a

Russia

seupein

seu-pae-in

Spain

seuweden

seu-wae-den

Sweden

seuwiseu

seu-wee-sseu

Switzerland

daeman

dae-man

Taiwan

miguk

mee-gook

USA

wollam

wol-nam

Vietnam

21_037188-ch15.qxp 6/24/08 11:15 PM Page 259

Chapter 15: Planning a Trip

259

Packing for Your Trip

Well, now that you have the itinerary all ready, I think we're ready to pack.

Make sure you have your **gambang** (*ga-bahng*; bag) ready, and let's start packing! Table 15-6 lists some items that you might need. Of course, if you can't find them, or forget to pack them, I'm sure you'll be able to pick it up at the nearest **gagae** (*ga-gae*; store).

Table 15-6

Things to Pack

Korean Word

Pronunciation

Translation

binu

bee-noo

Soap

bit

beet

Brush

chitsol

chi-ssol

Toothbrush

chiyak

chi-yak

Toothpaste

hwajangpum

hwajang-poom

Makeup, cosmetics

myeondogi

myuhn-do-gee

Razor

sajingi

sa-jin-gee

Camera

shinbal

shinbal

Shoes

yangmal

yangmal

Socks

yeogweon

yuh-gwon

Passport

Getting the Help of a Travel Agency

Don't think you can manage the countryside by yourself? A little timid? Could use a little help? Information and assistance are readily available at the Korean **yeohangja** (*yuh-haeng-ja*; Tourist) Organization's Tourist Information Center or at information counters in **gukjegonghang** (*gook-jae-gonghang*; international airports) and at major tourist sites. They provide city maps, brochures and information on tours, shopping, dining, and accommodations.

You can also visit www.tour2korea.com for more information on travel. You can find organized group tours to and guided tours to various sites you care to visit.

21_037188-ch15.qxp 6/24/08 11:15 PM Page 260

Part III: Korean on the Go

260

If you're having a real difficult time, you can also contact BBB (Before Babel Brigade), which has 2,400 volunteers fluent in 17 **oegugeo** (*wae-goo-guh*; foreign languages) who will help you with translation problems whenever and wherever via mobile phone. They can be reached by dialing 1588-5644 and pressing the number assigned for the language you need. Press 1 for English, 2 for Japanese, 3 for Chinese, 4 for French, 5 for Spanish, 6 for Italian, 7 for Russian, 8 for German, 9 for Portuguese, 10 for Arabic, 11 for Polish, 12 for Turkish, 13 for Swedish, 14 for Thai, 15 for Vietnamese, 16 for Malay, and 17

for Indonesian.

Korea Tourist Organization also offers Goodwill Guide Services, which provides **tongyeok** (*tong-yuhk*; interpretation) assistance as a part of its **gongjja** (*gongjja*; free) tour guide service. Reservations are usually required, so it's best to check ahead first. You can go to www.goodwillguide.com for more information.

Having a tour guide is also a good way to practice and brush up on your Korean if you're a novice speaker. Listening to them, practicing words and phrases with them may be a bit less intimidating than trying to speak to a Korean who doesn't know a word of English. Finding a Korean who speaks English shouldn't be very difficult. Surprise your tour guide and others around you by saying some of the phrases and sentences you learned in this book. You will raise a few eyebrows and get a few **miso** (*mee-so*; smiles) when you do.

Chapter 15: Planning a Trip

261

Fun & Games

Please write the equivalent Korean sentences/words below. See Appendix C for answers.

1. I'm going to Korea next month.

2. When are you leaving?

3. Where is the bus stop?

4. Glad to see you

5. Train station

6. Museum

7. Department
store

Part III: Korean on the Go

262

22_037188-ch16.qxp 6/24/08 11:15 PM Page 263

Chapter 16

Handling an Emergency

In This Chapter

Shouting for help

Calling the police

Getting medical help

Getting legal help

Even though the chances of something happening on your trip to Korea is rather slim, you always run the chance of needing to call the **gyeongchal** (*gyung-chal*; police) or end up in a **byeongwon** (*byoung-won*; hospital) because something you ate didn't agree with you. One just never knows what may happen. This is why it is important to plan for the unforeseen. By teaching you a few phrases, this chapter gives you the info you need to handle **eunggeupsanghwang** (*eunggeup-sanghwang*; emergencies) like calling for help, calling the authorities, medical attention, and **beopjeok doum** (*buhp-juhk do-woom*; legal help). Even if you remember just a few of these phrases you can get in contact with the appropriate people who can help you no matter the situation.

Shouting for Help

There are many ways to get someone's attention. Screaming at the top of your lungs is one way, though you'll more likely scare people away with a yell. Knowing what to yell depending on the situation comes in handy. The most important one you might want to remember is, "**saram sallyeo!**" (*sa-ram sal-lyuh!*). **saram** (*sa-ram*) means "person," and **sallyeo** (*sal-lyuh*) means "to save," or "rescue." Put the words together and "**saram sallyeo!**" is literally translated, "save this person!" or "rescue this person!" If you're

stuck at a location and cannot move, you can say, “**yeoggiyo!**” (*yuh-gee-yo!*), which means, “Over here!”

Part III: Korean on the Go

264

jeo jom dowajuseyo (*juh jom do-wa-joo-sae-yo*) is translated, “Please help me.” **jeo jom dowajusillaeyo?** (*juh-jom do-wa-joo-shil-lae-yo?*) is translated,

“Can you please help me?” When you request help from someone, you will most likely be asked, “**eotteoke dowadeurilkkayo?** (*uh-ttuh-kae do-wa-deurilkka-yo*)” which is translated, “How can I help you?” or, “How do you need help?” You can probably start with the sentence, **keunil nasseoyo** (*keu-neel na-ssuh-yo*). This phrase means, “There is an emergency.” Literal translation is “a big thing happened.”

Calling the Police

What do you do if you realize only too late that you had encountered a **somaechigi** (*so-mae-chi-gee*; pickpocket)? What if you meet a **kkangpae** (*kkangpae*; thug) or **doduk** (*do-dook*; thief)? You’ll have to call the **pachulso** (*pa-chool-so*; police station) and talk to a **gyeongchalguan** (*gyeong-chal-gwan*; police officer). You’ll have to fill out a **bogoseo** (*bo-go-suh*; report) as well.

You will notice the police in Korea to be very helpful. If you flag a police officer down on the street, the chances of him speaking at least a limited amount of English is pretty good. At the police station, you will find that there are police officers who speak English very well, and can be very accommodating.

gwangwang munhwa (*gwangwang moon-hwa*; tourism) is a very big industry in Korea, so the law enforcement is very **chinjeul** (*chin-juhl*; kind) in helping wayward tourists. Don’t expect to retrieve the items you lose, though. Once something is stolen, it’s probably gone for good. Crime is generally low in Korea, but it does happen. The best way to avoid getting

taken is to be aware of your surroundings. Mind your belongings and they will stay yours.

Reporting an accident to the police

If you're involved in an **sago** (*sa-go*; accident), you'll have to report it to the police. The emergency number in Korea is 119. Most of the time, the

gyohwansu (*gyohwan-soo*; operator) handling the emergency situation will speak English. In case the operator doesn't, you'll have to be able to give the operator **banghyang** (*banghyang*; directions) to your **witch** (*wee-chee*; location) in Korean. You'll also have to give some other details in Korean, such as, if anyone is injured, how many people or vehicles are involved, and possibly describe the accident in detail. The best **joeon** (*jo-uhn*; advice) I have for such difficult circumstance is to have **innaesim** (*in-nae-shim*; patience). The 22_037188-ch16.qxp 6/24/08 11:15 PM Page 265

Chapter 16: Handling an Emergency

265

language barrier is something that can easily be overcome in Korea. The thing to remember is not to get too excited and not get too frustrated. You will be able to fill out your report on the accident.

Talkin' the Talk

James calls the emergency number to report an accident.

Operator:

irilgu imnida. eotteoke dowadeurilkkayo?

il-il-goo im-ni-da. uh-ttuh-kae do-wa-deu-ril-kka-yo?

This is 119. How may I help you?

James:

keunil naseoyo! cha sagoga naseoyo!

keu-neel na-ssuh-yo! cha sa-go-ga na-ssuh-yo!

There is an emergency! There has been a car accident!

Operator:

jinjeong haseyo. jigeum wichiga eodiingayo?

jeen-jung ha-sae-yo. jee-geum wee-chee-ga uh-dee-

in-ga-yo?

Please remain clam. Where is your location?

James:

**sicheong baro ape iseoyo. gugeupcha handae bonae
juseyo. dachin sarami inneungeot gateyo.**

*shi-chung ba-ro a-pae ee-ssuh-yo. goo-geup-cha han-
dae bo-nae joo-sae-yo. da-chin sa-ram-ee in-neun-guh
ga-tae-yo.*

I'm right in front of the city hall. Please send an
ambulance. I think someone's hurt.

Operator:

**jamsiman gidariseyo. gugeupchawa gyeongchal-
gwani geumbang sicheong apeuro galgeosimnida.**

*jam-shi-man gee-da-ree-sae-yo. goo-geup-cha-wa
gyeong-chal-gwan-ee geumbang shi-chung a-peu-ro
gal-guh-shim-ni-da.*

Please wait a moment. An ambulance and a police
officer will be arriving in front of the city hall
momentarily.

James:

ye. ssaireni deullineyo. gomawoyo.

ye. ssa-ee-rae-ni deul-lee-nae-yo. go-ma-wo-yo.

Yes. I can hear the siren now. Thank you very much.

22_037188-ch16.qxp 6/24/08 11:15 PM Page 266

Part III: Korean on the Go

266

Words to Know

chasago

cha-sa-go

Car accident

eunggeupsanghwang

eunggeup-sang-

Emergency

hwang

geumbang

geumbang

Soon, right away

gugeupcha

goo-geup-cha

Ambulance

gyeongchalgwan

gyoung-chal-gwan

Police officer

jamsiman gidariseyo

jam-shi-man gee-da-

Please wait a

ree-sae-yo

moment.

jinjeonghaseyo

jeen-jung-ha-sae-yo

Please calm down.

sago

sa-go

Accident

sobangcha

so-bang-cha

Fire truck

sobanggwan

so-bang-gwan

Fire fighter

witch

wee-chee

Location

Finding the lost and found

There is a chance that you might have misplaced your **gabang** (*ga-bang*; bag).

It may not have been a thief after all. If you retrace your steps carefully, you may even think of where you might have left your bag. Many large **gonggong jangso** (*gonggong jang-so*; public places), such as **yuwonji** (*yoo-won-jee*; amusement parks), **bakmulgwan** (*bak-mool-gwan*; museums), hotels, and **keun baekhwajeom** (*keun baekhwa-jum*; large shopping malls, department store) have a lost and found that you can check for your lost items. Simply flag down an attendant and ask, “**yeogi bunsilmul bogwansiri iseyo?**” (*yuh-gee boon-shil-mool bo-gwan-shil-ee ee-ssuh-yo?*; Is there a lost and found here?).

A lot of these major public locations will have a lost and found and the attendant will be more than happy to take you there, so don't completely give up hope on that lost item.

Chapter 16: Handling an Emergency

267

Getting Medical Help

Getting sick in a **oeguk** (*wae-gook*; foreign country) is never a good thing. In fact, an ill timed **gamgi** (*gam-gee*; cold) or **dokgam** (*dok-gam*; flu) can positively ruin a **yeohaeng** (*yuh-haeng*; vacation) that you've saved and planned for months. One can never know when one's going to come down with something, so it's generally a good idea to travel prepared. If you have prescription medication you're taking, bring it with you on the trip along with a copy of the **cheobangjeon** (*chuh-bang-juhn*; prescription). Also, keeping your **yang-mul** (*yang-mool*; medication) with your carry-on luggage is a good idea in case your checked luggage gets misplaced. If you do encounter a medical emergency, the best thing to do is to remain calm. **danghwangham** (*danghwangham*; panic) will not help the situation any. Most major hospitals will have English-speaking staff ready to help, and the following sections will help you navigate in finding your doctor and describing some of your symptoms.

Finding a doctor

If you're lucky, you'll never have to use any of the words or phrases I present to you here on this chapter. Most likely, your trip to Korea will be filled with life changing experiences and awe inspiring scenery. Should your luck run out, or encounter a string of bad ones, you'll have to go to a **byeongwon** (*byoung-won*; hospital) and see the **uisa** (*eui-sa*; doctor).

Talkin' the Talk

Jane has a stomach ache and Paul convinces her to go to the hospital.

Paul:

**janessi, gwenchanayo? pyojeongi anjoeungeo
gatayo.**

*jane-sshi, gwench-na-yo? pyo-jung-ee an-jo-eun-
guh ga-ta-yo.*

Jane, are you alright? You don't look so well.

Jane:

**yosae sogi anjoayo. myeochil dongan baega apaseo
gosaeng mani haeseoyo.**

*yo-sae so-gee an-jo-a-yo. myuh-chil dong-an bae-ga
a-pa-suh gosaeng ma-nee hae-ssuh-yo.*

My guts have been hurting lately. I've been suffering
from an upset stomach for the last few days.

Part III: Korean on the Go

268

Paul:

**eolmankeum apayo? mani apeumyeon byeongwone
gayadoeneungeo anieyo?**

*ul-man-keum a-pa-yo? ma-nee a-peu-myun byoung-
won-ae ga-ya-dwae-neun-guh a-ni-ae-yo?*

How bad does it hurt? If you're in a lot of pain,
shouldn't you go to the hospital?

Jane:

**jom gidarimyeon gwenchaneulgeo gateyo. apatda
anapatda hageodeunyo.**

*jom gee-da-ree-myun gwencha-neul-gguh ga-tae-yo.
a-paht-da an-a-paht-da ha-guh-deun-yo.*

I think I'll be okay if I wait a little while. The pain
comes and goes.

Paul:

byeongwone hanbeon gabwayo. jega gachi

gajulkkeyo. itdaga byeongwone jeonhwa haeyo.

*byoung-won-ae han-bun ga-bwa-yo. jae-ga ga-chi
ga-jool-kkae-yo. ee-tta-ga byoung-won-ae juhn-hwa
hae-yo.*

Let's go to the hospital. I'll go with you. Call the hospital later.

Jane:

**joayo. kkok gachi gayadoeyo. jeoneun byeongwoni
museowoseo silkeodeunnyo.**

*jo-a-yo. kkok ga-chi ga-ya-dwae-yo. juh-neun byoung-
wo-nee moo-suh-woh-suh shil-kuh-deun-yo.*

Good. You have to come with me, though. I don't like
hospitals because I'm afraid of them.

Paul:

**geokjeong marayo. juga gachi gajultenikkayo.
byeongwon museoulkkeo hanado eopseoyo.**

*guk-jung ma-ra-yo. jae-ga ga-chi ga-jool-tae-nee-kka-
yo. byoung-won moo-suh-wool-kkuh ha-na-do uhp-
ssuh-yo.*

Don't worry. I'll go with you. A hospital is nothing to
be afraid of.

Words to Know

an apayo

an-a-ppa-yo

It's not hurting, it doesn't hurt

apayo

a-ppa-yo

It's hurting, it hurts

22_037188-ch16.qxp 6/24/08 11:15 PM Page 269

Chapter 16: Handling an Emergency

269

byeongwon

byoung-won

Hospital

cheobangjeon

chuh-bang-juhn

Prescription

dokgam

dok-gam

Flu

dudeuregi

doo-deu-ruh-gee

Rashes

gamgi

gam-gee

Cold

gichim

gee-chim

Cough

gosaeng

gosaeng

Suffering

hanbeon gabwayo

han-bun ga-bwa-yo

At least go once,

please go

museowoyo

moo-suh-wo-yo

Afraid, scared

myeochildongan

myuh-chil-dong-an

Last few days

pyojeong

pyo-jung

Look, expression on

the face

sok

sohk

Gut, inside the

stomach

uisa

eui-sa

Doctor

yak

yak

Drugs

yeol

yuhl

Fever

Describing what ails you

When you go see the doctor, you'll of course have to tell him or her exactly what is bothering you. The verb **apeuda** (*a-peu-da*) means "to hurt," so you can use any of the words listed in Table 16-1 and Table 16-2, and say, "[some word]-**i or ga apayo** (*a-pa-yo*)" to say "[some word] hurts." When do you use **-i** and **-ga** as the connecting syllable? Use the following guidelines:

If the word ends in a consonant, like **nun** (*noon*; eye) or **son** (*sohn*; hand), you use **-i**. For example, you'd say, "**nuni apayo**" (*noo-nee a-pa-yo*; my eye hurts) or "**soni apayo**" (*so-nee a-pa-yo*; my hand hurts).

Part III: Korean on the Go

270

If the word ends in a vowel, like **meori** (*muh-ree*; head) or **ko** (*ko*; nose), you would use **-ga** as the connecting syllable. So you'd say, "**meoriga apayo**" (*muh-ree-ga a-pa-yo*; my head hurts) or "**koga apayo**" (*ko-ga a-pa-yo*; my nose hurts).

Table 16-1 lists ailments that you may encounter in your travels.

Table 16-1

Basic Body Parts

Korean Word

Pronunciation

English Word

bae

bae

Stomach

bal

bal

Foot

balgarak

bal-ga-rahk

Toe

dari

da-ree

Leg

deung

deung

Back

eokke

uh-kkae

Shoulder

eolgul

ul-gool

Face

gan

gahn

Liver

gaseum

ga-seum

Chest

geunyuk

geu-nyook

Muscle

gwi

gwee

Ear

ip

eep

Mouth

jang

jahng

Intestines

ko

ko

Nose

meori

muh-ree

Head

mok

mohk

Neck

mom

mohm

Body

nun

noon

Eye

pal

pal

Arm

pe

pae

Lung

ppyeo

ppyuh

Bone

simjang

shim-jahng

Heart

Chapter 16: Handling an Emergency

271

Korean Word

Pronunciation

English Word

singyeong

shin-gyoung

Nerves

son

sohn

Hand

songarak

sohn-ga-rahk

Finger

wi

wee

Stomach (organ)

Table 16-2

Medical Ailments

Korean Word

Pronunciation

English Word

am

ahm

Cancer

boktong

boktong

Stomachache

byeonbi

byuhn-bee

Constipation

cheonshik

chun-shik

Asthma

dokgam

dok-gahm

Flu

dutong

doo-tong

Headache

gamgi

gahm-gee

Cold

gohyeorap

go-hyuh-rahp

High blood pressure

gwanjeolyeom

gwahn-juhl-lyuhm

Arthritis

A hyeong gannyeom

A hyoung ga-nyuhm

Hepatitis A

B hyeong gannyeom

B hyoung ga-nyuhm

Hepatitis B

C hyeong gannyeom

C hyoung ga-nyuhm

Hepatitis C

ijil

ee-jeel

Dysentery

jeohyeorap

juh-hyuh-rahp

Low blood pressure

kolera

kol-lae-ra

Cholera

momsal

mohm-sal

Fatigue

pyeryeom

pae-ryuhm

Pneumonia

seolsa

suhl-sa

Diarrhea

simjang mabi

shim-jahng ma-bee

Heart attack

yeol

yuhl

Fever

22_037188-ch16.qxp 6/24/08 11:15 PM Page 272

Part III: Korean on the Go

272

Discussing your medical history

When you go see the doctor, he or she will ask you several questions regarding you and your **gajik** (*ga-jok*; family)'s medical history. Like I mentioned earlier, most major hospitals will have staff that speak English, but in case you're at a hospital that doesn't have one, you'll have to remember a few sentences.

As a **hwanja** (*hwan-ja*; patient), you'll have to describe your symptoms and medical history correctly. “**gajokbundeul junge [some word] areusinbun gyeshimnikka?**” (*ga-jok-boon-deul joong-ae [some word] a-reu-shin-boon gyeshim-nee-kka?*, Has anyone in your family ever suffered from [some word]?) might be a question that a doctor may ask you. “**eodiga eotteoke apeushimnika?**” (*uh-dee-ga uh-ttuh-kae a-peu-shim-nee-kka*; Where and how does it hurt?) might be another question a doctor may ask. You'll have to describe your symptoms correctly, and answer the questions your doctor asks you correctly. Don't be afraid to ask the doctor to repeat himself. He will be more than happy to slow things down and use hand signals and body language to ask you the questions again.

Making a diagnosis

Once you're in the doctor's office, he or she will want to run some tests on you. They may want your **pi** (*pee*; blood), your **sobyeon** (*so-byuhn*; urine), or your **daebyeon** (*dae-byuhn*; bowel movement). I'm sure they'll want to measure your **ki** (*kee*; height), your **chejung** (*chae-joong*; weight), and your **hyeorap** (*hyuh-rahp*; blood pressure). Depending on the situation, further tests may be required for the doctor to make a **jindan** (*jeen-dahn*; diagnosis). You may need a **simjeondo** (*shim-juhn-do*; electrocardiogram, EKG), or an **ekseurei gigye** (*ehk-sseu-rae-ee gee-gye*; X-ray machine) to correctly diagnose your ailment. Once your ailment is

properly diagnosed, proper **yak** (*yahk*; medicine) will be prescribed. Then you'll have to go to the **yakguk** (*yahk-gook*; pharmacy) to get your **yak** so that you can take it. Table 16-3 gets you acquainted with medical-related terms that can help you in the face of an emergency.

Korea does have excellent hospitals and offer top notch medical care, so you need not be worried about the **wisaeng sangtae** (*wee-saeng sangtae*; sanitary conditions) or the quality of care you'll be receiving should you find yourself there. Especially in large urban areas like Seoul or Busan, there are many reputable hospitals both independent and university affiliated, leading the world in research fields such as genetics and robotics. They are also very knowledgeable in Eastern medicine, such as **chim** (*cheem*; acupuncture), **hanyak** (*han-yahk*; herbal remedies), **buhang** (*boo-hwang*; cupping) and **ddeum** (*ddeum*; moxibustion) to name a few. Koreans are indeed quite fortunate in this manner that they receive best medical care from both the Western and the Eastern world.

Chapter 16: Handling an Emergency

273

Table 16-3

Medical and Emergency Terms

Korean Word

Pronunciation

English Word

byeongwon

byoung-won

Hospital

cheon

chae-on

Body temperature

chim

cheem

Acupuncture

eunggeupsil

eunggeup-shil

Emergency room

gugeupcha

goo-geup-cha

Ambulance

hangsaengje

hangsaeng-jae

Antibiotics

hannyak

han-yahk

Herbal medicine

hyeorap

hyuh-rahp

Blood pressure

jusa

joo-sa

Syringe

maekbak

maekbak

Pulse

ondogi

on-do-gee

Thermometer

pi

pee

Blood

susul

soo-sool

Surgery

uisa

eui-sa

Doctor

yak

yahk

Medicine

yakguk

yahk-gook

Pharmacy

yaksa

yahk-sa

Pharmacist

Following the prescription

Once you get your medicine, you'll have to know whether to take it once a day, or twice a day. You'll have to know which medicine is which also, so that you don't take the wrong **bogyongnyang** (*bogyong-yang*; dosage), or the wrong medication. The best thing to do is to find a person who can read Korean and have that person explain the proper dosage to you, write them down and put them on the bottles. If you're at a **yakguk** (*yahk-gook*; pharmacy) where the pharmacy tech speaks English, you can ask the tech and she will be more than happy to explain the proper dosage to you. She may even be able to print you out the drug information and dosage information in English. Don't be afraid to ask questions about your drug information regardless of what country you're in. You should always have as much information

22_037188-ch16.qxp 6/24/08 11:15 PM Page 274

Part III: Korean on the Go

274

on the medication you take. **haru** (*ha-roo*) is the Korean word for a single day.

hwe (*hwae*) or **beon** (*bun*) means the number of times. So, if the directions read, “**harue dubeon**” (*ha-roo-ae doo-bun*; twice daily), or “**harue 2hwe**”

(*ha-roo-ae ee-hwae*; twice daily), then you know to take it twice daily.

Getting Legal Help

Unless you’ve done something terribly wrong, the chances of you needing legal help in Korea will be pretty rare. Koreans are genuinely friendly and helpful towards **yeohaengja** (*yuh-hang-ja*; tourists) and **oegugin** (*wae-goo-gin*; foreigners). It is precisely because tourism is such a big industry in Korea.

However, if you do need a **byeonhosa** (*byuhn-ho-sa*; lawyer, legal council), you’re probably better off finding your **daesagwan** (*dae-sa-gwan*; embassy), or **yeongsagwan** (*young-sa-gwan*; consulate). They will be able to provide you with all the legal council you need.

Chapter 16: Handling an Emergency

275

Fun & Games

Please identify following body parts in Korean. See Appendix C for answers.

1. Leg

2. Hand

3. Toes

4. Eyes

5. Ears

—

6. Nose

7. Mouth

8. Head

9. Chest

10. Foot

11. Fingers


12. Back

Part III: Korean on the Go

276

The 5th Wave

By Rich Tennant



Part IV

The Part of Tens

23_037188-pp04.qxp 6/24/08 11:15 PM Page 278

In this part . . .

Take the time to check out this part because you can look and sound more like a Korean with the lists I've provided. You can discover ten ways to learn Korean quickly, ten phrases to make you sound more Korean, ten expressions that Koreans like to use, and ten things you shouldn't do in front of Koreans. Not only are these sections short, but they're also easy to remember. So they can be a big help to your understanding of Korean and Korean culture.

24_037188-ch17.qxp 6/24/08 11:16 PM Page 279

Chapter 17

Ten Ways to Get a Quick Handle

on Korean

In This Chapter

Using multimedia resources to learn Korean

Visiting Korean restaurants

Making Korean word lists

Whether you just started learning Korean, or can already speak a good amount, you may want a few pointers on how to further improve your Korean. In this chapter, I include ten tips on how you can do just that.

Find Koreans (or Other Korean
Speakers) Near You

People say that to live a good life, all you really need is to converse with good people, eat in the company of good people, and of course sleep with a clear conscience. So go out and make some good Korean friends to converse and eat with; even if your friends can't help you much with the language, you still end up on the winning side. In general, though, Koreans are more than happy to explain parts of their culture and language to you. Some may even consider you one of theirs, meaning that they think you are as Korean as them, if you play the role of an entertaining peer, caring senior, and respectful junior.

Part IV: The Part of Tens

280

Use Korean Language Tapes, CDs, and

Other Multimedia Resources

When you learn Korean, immerse yourself in it, even when your friends aren't around. Pop in an audio CD on your way to work, or look up a few Web

resources that you can download or listen to online. Be patient and go over them regularly and often. Although your progress may be a little sluggish at first, your efforts will pay off.

Visit Korean Restaurants and Bars

Getting people to open up and talk around strangers can be a little hard. But food and alcohol make people relax and open up a lot easier. The best place to learn about Korean customs is at a table, either over a meal or a drink. If you have trouble speaking in Korean, have a few shots of **soju** (so-joo; Korean rice wine), and you'll be speaking, crying, and laughing in Korean by the end of the night. Just be careful to not speak too much Korean to inanimate objects — you may scare your new Korean friends away.

Sing Korean Songs

When you're first learning a language, don't forget how helpful listening to songs can be. Songs are easier to remember than lists of vocabulary and pages of sentences. Although a lot of people start off by listening to modern pop music, you may want to start off with children's songs — they're catchier and easier to remember. If you do decide to listen to contemporary Korean pop, be prepared to find yourself singing about unrequited love and heart-break in a very sappy way. But then again, if the people around you

don't speak Korean, they won't know what you're singing about. You can find a few selections of Korean songs at www.amazon.com, especially the songs they played in Korean dramas and movies. You may also find some Korean songs from www.youtube.com.

Watch Korean Movies

Over the past few years, Korean movies have enjoyed a renaissance. On average, the quality of Korean movies has gone up, and several Korean films have received wide acclaim at international film competitions, such as the Cannes and Sundance film festivals. Korean movies cover a wide gamut of styles and 24_037188-ch17.qxp 6/24/08 11:16 PM Page 281

Chapter 17: Ten Ways to Get a Quick Handle on Korean

281

offer something for everyone: art house flicks, thrillers, shockers, tear jerkers, and comedies. You may want to stop by a video store in your neighborhood that specializes in foreign films, or order a DVD online. Again, you can buy Korean movies from www.amazon.com. Although their selection is not large, amazon.com carries some very popular Korean movies. However, you may also find Korean movies from www.youtube.com.

Watch Korean Drama

The addictiveness of Korean drama has been likened to that of hard drugs.

Korean dramas draw criticism with regard to unrealistic plots and repetitive story lines; every single one of them has to do with a love triangle of some sort. Even then, few people have the self-control to stop watching them. In fact, Korean drama has spread to the rest of Asia, and you can most likely talk about Korean dramas with your Chinese, Japanese, and Southeast Asian friends. www.amazon.com carries very popular Korean dramas with translations in English subtitles, which will be very helpful. Otherwise you can go to the individual Korean TV channels and watch pay per view. Some Korean TV

channels are www.mbc.co.kr, www.sbs.co.kr, www.kbs.co.kr. From these,

I recommend www.mbc.co.kr since their Web site can be read in English as well as Korean by press of a button on the Web site. You may also find Korean dramas from www.youtube.com.

Surf the Net for Korean Web Sites

Look online for a wealth of information regarding Korea and Korean language.

Films, travel, language — the Internet has something for everyone. If you can read Korean script, you can make use of the excellent language materials offered by universities and colleges, and soon you may even be able to read bits and pieces of the Korean Web pages of your interest.

Look Up Words in a Korean Dictionary

Learning a language can be frustrating if you don't know many words. Paper dictionaries are great when you have the time to thumb through pages and circle random words you want to know, but electronic dictionaries have a clear advantage in terms of speed and convenience. You can even find several dictionaries online. Try

<http://www.zkorean.com/dictionary.shtml>. Their dictionary is pretty good. If you have the time, check out the Web site itself.

They have very useful information on learning Korean. Also try out

<http://www.ectaco.co.kr/English-Korean-Dictionary>.

Part IV: The Part of Tens

282

Make Korean Word and Phrase Lists

If you have trouble remembering words and phrases, use the information in this book to make lists of them. Then carry the lists around and look at them when you have an extra minute or two, or when you need them. Anticipate a particular activity for the day, and try writing down a few words or sentences at a time that you think you may need. For instance, write down sentences and words that have to do with types of clothing, sizes, and costs when you're going shopping; and write a list of tastes and colors when you're going out to eat. Then use the lists, or repeat the words to yourself when appropriate, regardless of where you are. Eventually, you should feel comfortable enough with the words to use them in front of Koreans.

Go to Korea!

Face it: No matter how many word lists you make or how diligently you surf the Net looking for online material, and no matter how hard you study or how much you try to imitate Korean, there's no immersion like total immersion.

Buying a reasonably priced plane ticket to Korea and traveling for a short duration is possible. If you're strapped for cash, try going to Korea on an English-teaching program. Companies will often pay for your room and board, but make sure to check that the company is reputable, and stay safe.

Chapter 18

Ten Things to Avoid Doing in Korea

In This Chapter

Being humble

Observing hierarchies

Paying attention to your public behavior

Acceptable public behaviors vary from country to country. For example, slurping your noodles and soup is considered rude in England, but you

can do it in Korea without any worries of appearing rude. And you may be used to wearing your shoes in other people's houses where you live, but in Korea, it's a big no-no.

Perhaps you've seen foreigners make an occasional cultural mistake in your own country, and you've tried hard to muffle your laughter. This chapter aims to save you from making the same mistakes when you visit Korea!

Bragging or Accepting Compliments

Nobody likes listening to bragging, even if the person is good at what he or she claims. But in Korean culture, it's considered a virtue to go one step further and graciously decline any compliments. In Korea, self-deprecation is nearly an art form, and it's a good idea to train yourself to express yourself in a humble manner when speaking in Korean.

You often hear Koreans say **animnida, animnida** (*a-nim-ni-da, a-nim-ni-da*; No, no, not at all) after compliments they receive, and sometimes even mildly put themselves down. You may see people prepare food for you and say things like **maseun eopjiman** (*ma-seun uhp-jee-man*; although it

doesn't taste good), **charingeon eopjiman** (*cha-rin-guhn uhp-jee-man*; although I haven't prepared anything much), and **bujok hajiman** (*boo-jok ha-jee-man*; although it [the food I've prepared for you] has many shortcomings). And sometimes Koreans may 25_037188-ch18.qxp 6/24/08 11:16 PM Page 284

Part IV: The Part of Tens

284

even actively bash themselves a little and say things like **yeongeoreul jal mot hajiman [some word]** (*young-uh-reul jal mot ha-jee-man [some word]*); I'm not that good at English, but [some word]) or **meoriga nappayo** (*muh-ree-ga nappayo*; I'm not that smart). So don't worry if it seems like your friend or host has a self-esteem problem ; it's just a cultural thing.

Making Someone Lose Face in Public

Koreans occasionally take to bashing themselves a little in front of other people. They do so to be humble, but that doesn't give you a right to bash them as well. Be careful that you don't make your friend or, especially a superior, lose face in front of other people by putting him down mildly or contra-dicting him in front of others. This behavior not only hurts the feelings of the other person, but also makes you seem inconsiderate to everyone who witnesses the event. If you want to point out something wrong, wait until you can speak to the other person alone. As unfair as this may seem, like Brussels sprouts and chicken liver, Koreans believe it helps you build discipline and character.

Something that you may particularly want to be wary of is raising your voice or showing contempt to your parents and older siblings in front of other people. This goes against the social hierarchy that Koreans impose upon themselves (look at Chapter 3 for more on hierarchy) and, as a result, Koreans may lose a significant amount of respect that they had for you.

Sitting or Eating Before

the Seniors in the Group

In Korean culture, the senior is the leader of the group. He initiates handshakes, decides what to do, and agrees to suggestions. The people who

are his juniors — be they juniors through age or through hierarchy on the job — play a more passive role and follow his lead. From the dinner table to the meeting room, the senior dictates when the meal or meeting begins.

Don't sit down or eat before the senior of the group. Although this rule isn't always observed in more informal settings (such as family dinners), it's a good idea to observe the hierarchy at meals and meetings. If you're unsure, watch what the people around you are doing so you can play it by ear. To put it another way, it might be a good idea to keep in mind the social relationship or distance you have to others.

25_037188-ch18.qxp 6/24/08 11:16 PM Page 285

Chapter 18: Ten Things to Avoid Doing in Korea

285

Calling Your Boss or Teachers

by Their First Names

A Korean name is usually three syllables long. Take, for example, Kim Jong-Il.

The first syllable is the family name, and the remaining two are the first name. A few other examples are **Kong Sung-Joo** (*gong-sung-joo*) and **Choe Won-Nyeong** (*choe-won-young*). The last names in these examples, respectively, are **Kong** and **Choe**.

Calling someone by their last name alone isn't as polite as calling them by their full name. And by no means should you ever call your boss, your

teacher, your parents, or anyone else who you consider your senior by their first names. Koreans think this is simply rude and can be compared to calling your judge by her first name during a court session.

Saying “Ssi” After Your Own Name

Koreans use the words **ssi** (sshi) and **nim** (nim) when they address people to show respect toward the people they're speaking with or about (see Chapter 3). It's a lot like saying Mr. or Mrs. But even if you hear a lot of people use these words when addressing you, don't use them when speaking about yourself. And similarly, don't use the honorifics, such as **kkeseo** (*kkae-suh*; No English translation ; added after the person's name when you want to show respect towards the person you are speaking about) and **ssi** (*sshi*; Mr. or Mrs./Ms.) when speaking about yourself, unless you're trying to be sarcastic.

kkeseo and **ssi** can be used for both males and females. However, **ssi** is used more frequently. **kkeseo** is usually used when the person in question is doing something or has said something. For example: **seonsaengnimkkeseo oneul jibe oseyo** (*suhn-saeng-nimkkae-suh o-neul jee-bae o-sae-yo*; The teacher is coming to the house today).

Walking into a House with Your Shoes on

In the United States, you learn that you shouldn't slurp your food while you eat. However, you never really learn why. I could just tell you that walking into a house with your shoes on is rude, but instead I try to provide you with a bit of background as to why this is the case.

Part IV: The Part of Tens

286

In Korea, the rooms of the house relied on a floor heating system called **ondol** (*on-dol*; warm stone), which involved heating a huge stone, or stones, underneath the room. The **ondol** is one of the main reasons why Koreans slept on the floor ; sleeping on mattresses spread out on the floor allowed for the most efficient heat transfer. For the same reason, Koreans sit on cushions on the floor as opposed to sitting on chairs.

Koreans don't wear shoes in the house because floors used to serve as the surface upon which they slept and sat. Even though most Koreans nowadays live in westernized homes, the majority of Korean houses still rely on floor heating systems, just like **ondol**, although they do not use stone anymore.

Nowdays, Koreans use copper wires for the floors, heating systems. Although many Koreans have started adopting westernized furniture, such as sofas and even beds, the custom of taking off your shoes when you enter a house still survives. Observe this custom because — if you don't, it'll bother your host about as much as it would if someone wore muddy shoes and walked around on your bed.

Sometimes, though, people just might allow you to wear shoes in the house, and, if that's the case, they let you know by saying, **sinbal an beoseodo doeyo** (*shinbal an buh-suh-do dwae-yo*; You don't have to take your shoes off), **sinbal sineodo doeyo** (*shinbal shin-uh-do dwae-yo*: You can wear your shoes), or **sinbal sineodo gwaenchanayo** (*shinbal shin-uh-do gwaenchan-a-yo* ; *It's okay to wear your shoes*).

Crossing Your Legs When You Sit

Koreans are used to sitting **chaeksangdari** (*chaeksang-da-ree*; sitting Indian style) on the floor. Even in modern society, when people sit on floors,

they still sit this way. As uncomfortable as sitting **chaeksangdari** may seem, it's significantly more comfortable than kneeling. In a traditional formal gathering, the **chaeksangdari** was reserved for the seniors or elders of the group, and the juniors knelt on the floor until the elders suggested **pyeonhage anjajo** (pyun-ha-gae an-ja-yo; Please sit comfortably).

In contemporary society, most daily events take place in chairs, but the tradition of the juniors sitting in restricted positions remains. As a result, Koreans, especially in formal meetings, don't cross their legs while sitting in chairs.

Instead, they keep their legs placed neatly, or side by side, in front of them.

25_037188-ch18.qxp 6/24/08 11:16 PM Page 287

Chapter 18: Ten Things to Avoid Doing in Korea

287

Kissing in Public

Koreans aren't accustomed to public displays of affection. They bow to you, shake your hand, and — if they know you well enough — maybe even hug you. But don't expect to see anything beyond that in public, even if two people are happily engaged or married. Private displays of affection are fine, but public displays of affection aren't.

I'm not sure that there's one particular reason for this custom, but it may have come about because Korea was heavily influenced by Confucian ideals, which enforce segregation of males and females. And it may also be because of the strict codes of conduct enforced by Korean dictators in the 1970s.

Those strict codes prohibited any "indecent activity." Regardless, you shouldn't publicly display affection. In fact, make sure you don't, lest you give granny a heart attack.

Taking the First "No, Thank You"

Literally

*One custom that's common for people from Asian cultures is to turn down a meal, drink, gift, or favor — even if the person is hungry, thirsty, in need of a ride home, or really wants that tea set you're offering. Korea is no exception to this custom. Don't worry — just because someone turns you down with a **gwaenchanayo** (gwaenchan-a-yo; It's alright), it doesn't necessarily mean that they don't want what you have to offer.*

There's a small cultural game going on here. The guest or gift receiver doesn't want to appear greedy, and the host or gift giver wants to seem generous. So be sure to make an offer more than once. And don't forget that you, too, should turn down an offer a few times before accepting.

Picking Up Your Rice Bowl and

Using Your Spoon to Eat

A common custom of people from Asian cultures is to hold onto their rice bowls while they eat. In China and Japan, rice bowls are even rounded at the bottom to make holding them up easier. But in Korea, the bottoms of

Part IV: The Part of Tens

288

bowls are flat. They're meant to stay on the table during meals. Lifting a bowl up to polish off a little remaining soup or rice is all right, but otherwise keep your bowls on the table.

Another peculiarity of Korean culture is that Koreans eat their rice with a spoon rather than chopsticks. Although it isn't a hard and fast rule, you should usually use your chopsticks to pick up pieces of side dishes and use your spoon to eat your rice and communal soups.

26_037188-ch19.qxp 6/24/08 11:16 PM Page 289

Chapter 19

Ten Favorite Korean Expressions

In This Chapter

Impressing Koreans with your language abilities

Getting a handle on common terms from Korean speakers

Some Korean expressions are used more often than others, and here I

present you with ten expressions that Koreans use all the time. By knowing them, not only can you talk like a native Korean, but you can also respond when someone uses them on you! Try listening for them in daily conversation, and don't forget to try using them yourself.

ppalli

ppalli (ppal-li) means hurry or fast. Common uses include **ppalli waseo meogeoyo** (ppal-li wa-suh muh-guh-yo; Hurry on over and eat), **ppalli gayo** (ppal-li ga-yo; Let's hurry up and go), **ppalli jom haeyo** (ppal-li jom hae-yo; Hurry up and do it), and **ppalli jom bikyeojuseyo** (ppal-li jom bee-kyuh joo-sae-yo; Hurry up and get out of the way). Koreans have a penchant for speed, so it's no surprise that the word **ppalli** is a part of everyday conversation.

gwaenchanayo

The term **gwaenchanayo** (gwenchan-a-yo) is almost identical to the English okay. When you say **gwenchanayo**, it means "It's okay." When you raise the end of **gwenchanayo**, it becomes a question, so it means "Is it ok?" instead.

You can use it to ask how someone feels or thinks about something, and to decline favors and state opinions.

26_037188-ch19.qxp 6/24/08 11:16 PM Page 290

Part IV: The Part of Tens

290

jeongmal, jinjja, cham

jeongmal (jungmal), **jinjja** (jin-jja), and **cham** (cham): All three mean really, but **cham** is very close to the English sure. You can use **jeongmal** and **jinjja** as sentences by themselves: **jeongmal.** (jungmal; Really.)

jeongmal? (jungmal?; Really?)

jinjja. (jin-jja; Really.)

jinjja? (jin-jja?; Really?)

Or use them as adjectives, the way I do in this example: **jinjja, jeo anieyo.**

jinjja. (jin-jja juh a-ni-ae-yo. in-jja; Really, it's not me. Really.) Here are some examples of how these terms are used in conversation:

jinjja gyosunimkkeseo sukjega eopdago hasyeoseoyo! (jin-jja gyo-soo-nim-kke-suh sook-jae-ga uhp-da-go ha-syeo-ssuh-yo; Really, the professor said there was no homework!)

jeongmal oneuldo yageunieyo? (jeongmal o-neul-do ya-geun-ee-ae-yo; Really, do I have to work a night shift again?)

oneul nalssiga cham deopneyo. (o-neul nal-ssi-ga cham deop-nae-yo; My, the weather is really/surely hot today.)

jeo chimaga cham ippeoyo. (juh chi-ma-ga cham ee-ppuh-yo; That skirt sure is pretty.)

a, geuraeyo

a, geuraeyo? (a, geu-rae-yo; Ah, is that right?/Ah really?) **geuraeyo.** (geu-rae-yo; That's right/exactly.)

In Korean, you rarely use this expression to question anything the other person is saying. Instead, use it to show that you're following what the other person is saying. Often, people nod their head, and even make semi-surprised faces as they listen.

geuraeyo shows agreement with the speaker and indicates that the listener is paying attention. The technical term for this phenomenon is "backchannelling."

To get a feel for this phrase, imagine one friend saying **jinjja gyosunimkkeseo sukjega eopdago hasyeoseo!** (jin-jja gyo-soo-nim-kke-suh sook-jae-ga uhp-da-go
26_037188-ch19.qxp 6/24/08 11:16 PM Page 291

Chapter 19: Ten Favorite Korean Expressions

291

ha-syuh-syuh-yo; Really, the professor said there was no homework!) and another friend saying **a geuraeyo?** (*a-geu-rae-yo*; Ah, is that right?).

jamkkanmanyō

jamkkanmanyō (*jamkkan-man-nyō*) means one moment please.

Another word for **jamkkanmannyo** is **jamsimanyō** (*jam-shi-man-yō*). From the two, **jamsimanyō** is used in more formal occasions. For example, **jamsiman gidaryeo juseyo** (*jam-shi-man gee-ra-ryuh joo-sae-yō*; Please wait one moment.).

However, if a colleague says **a ppalli jom haseyo** (*a ppal-li jom ha-sae-yō*; Hurry up, will you?), then you can say **a jamkkanmannyo, jamkkanmanyō** (*a jamkkan-man-yō, jamkkan-man-yō*; Hey, one moment, one moment).

mwo haeyō

When you say **mwo haeyō** (*mwo hae-yō*) you're asking, what are you doing?

or what's up? You can expect a friend or colleague to ask you this question when you pass by. You can also use **mwo haseyo** (*mwo ha-sae-yō*; What are you doing?). **mwo haseyo** is little more formal than **mwo haeyō**.

mollayō

Use the word **mollayō** (*mol-la-yō*) to say I don't know.

This phrase is very commonly used in Korean conversation. If you listen carefully, you should be able to pick up this phrase very easily. Here's an example of using these terms in conversation

***mwo meogeullaeyo?** (mwo muh-geul-lae-yo; What do you want to eat?) **a, mollayo, amugeona meogeoyo.** (a, mol-la-yo, a-moo-guh-na muh-guh-yo; Ah, I dunno, let's eat anything.)*

joayo

*You can use **joayo** (jo-a-yo) just like the statement good and the question good? in English. If you want to use this term to ask someone with seniority*

*“Do you like it?” ask them using the phrase **joeuseyo?** (jo-eu-sae-yo; Do you like it?) instead of **joayo?***

Part IV: The Part of Tens

292

jal doetneyo

Say **jal doetneyo** (jal dwet-nae-yo; That turned out well) when something good has happened. The phrase **jal doesseoyo** (jal dwae-ssuh-yo; That turned out well). Use **jal doetneyo** or **jal doesseoyo** whenever you're happy with a result.

The phrase **doetneyo** (dwae-nae-yo) or **doesseoyo** (dwae-ssuh-yo) without the **jal** in front of it, has somewhat negative meaning. It means that's enough.

Do not use **doesseoyo** or **doetneyo** without the **jal** in front of it. Some people might get offended when they hear you say **doetneyo** or **doesseoyo** after they offer you something.

jeoreon, ireon

Koreans use **jeoreon** (juh-ruhn; Oh dear, Oh my or like that) or **ireon** (ee-ruhn; Oh dear, Oh my or like this) by itself when they hear or see something bad or harmful happen to another person. For example, **jeoreon, jeoreon, jeoreon** (Dear, oh dear, oh dear). **ireon** (Oh my). But each word has another meaning as well. **jeoreon** also means like that, and **ireon** also means like this.

Make sure you don't confuse **jeoreon** (Oh dear) and **ireon** (Oh my) with **jeoreon** (like that) and **ireon** (like this). To differentiate between which "Oh dear, Oh my" and "like this, like that" you need to know the context at which these words are being used. For example, **jeoreon ot hana juseyo** (juh-ruhn ot ha-na joo-sae-yo; Please give me a clothes like that one) and **jeoreon, sarami dachyeotneyo** (juh-ruhn, sa-ram-ee da-chut-nae-yo; Oh dear, someone got hurt).

*Another way to use these words are: **ireon jeoreon ildo itjyo, mwo.** (Literally: Well, things like this and that happen. But a better translation is, Well, all sorts of things happen.)*

27_037188-ch20.qxp 6/24/08 11:17 PM Page 293

Chapter 20

Ten Phrases That Make You

Sound Korean

In This Chapter

Expressing satisfaction

Showing resignation

Complaining about things

In any language, people expect to hear certain common phrases, such as

“Hello,” “Nice to meet you,” and, of course, “What’s your name?” But

Korean has some common expressions that are often hard for non-native

speakers to understand. Using these expressions sometimes catches native speakers off guard and leads them to believe that you have a good understanding of both the language and the culture. So using these phrases is greatly to your advantage!

Here I present you with ten phrases that make you sound like you’ve been speaking Korean all your life. I hope you have fun using them on your unsuspecting Korean-speaking friends. Perhaps after they hear you using these expressions, they’ll be a lot more careful about what they say in Korean around you! Please note that most of these phrases are in plain form, and should be only used among friends, unless noted otherwise.

akkapda

a-kkap-da: What a waste, that was close, what a pity ; plain This word means that you regret seeing something wasted. Perhaps you just saw

*someone throw out perfectly good food, or you lost a book you bought only five minutes before. Informal polite form of this word is **akkawoyo***

27_037188-ch20.qxp 6/24/08 11:17 PM Page 294

Part IV: The Part of Tens

294

(a-kka-wo-yo; informal polite) and **akkapnaeyo** (a-kkap-nae-yo; informal polite). Although **akkapda** is the plain form version of **akkapneyo** or **akkawoyo**, it is most commonly used among Koreans. You can also use this term to say that was close. In a golf match, for example, the announcer may say *ye, ujeu seonsuga banggeum peoteureul haetseumnida. ye a, a akkapnaeyo.*

(ye, u-jeu seon-soo-ga banggeum peo-teu-reul haet-sseum-ni-da. ye a, akkapnae-yo; Yes, Woods has just taken a putter. Yes, oh that was so close.).

However, the people listening to the announcer, will be saying “**akkapda** (a-kkap-da), **akkawo** (a-kka-wo).”

eojujeol su eopgun

*uh-jjul-soo uhp-goon: It looks like I have no other choice ; plain Use **eojujeol su eopgun** when you want to show resignation, especially when you’re given a choice that doesn’t have an ideal outcome or that doesn’t give you any advantage. For example, suppose you go to a bar to meet a friend, but then you get a call from your friend saying he can’t make it. Of course, now you have no choice but to drink by yourself, so you mutter to yourself **eojujeol su eopgun, honjaseo surina masyeoyaji.** (uh-jjul soo uhp-goon, hon-ja-suh soo-ree-na ma-syuh-ya-jee; Looks like I have no other choice but to drink by myself.) *geureonde itjanayo**

*geu-ruhn-dae ee-ja-na-yo: By the way, you know ; informal polite Koreans often use **geuleonde** (geu-ruhn-dae; but, by the way; plain) and **itjanayo** (ee-ja-na-yo; hey, you know; plain) individually, and together as **geuleonde itjanayo** (geu-ruhn-dae ee-ja-na-yo; By the way, did you know ; informal polite) to begin sentences. Using them makes sentences sound natural. People sometimes contract **geuleonde** to **geunde** (geun-dae; By the way ;*

plain), and **itjanayo** (ee-ja-na-yo; hey, you know; informal polite) can take the plain form **itjana** (ee-ja-na; Did you know; plain), which is used very commonly.

Examples of these words include the following:

geuleonde itjanayo oneul nalssiga cham siwonhajyo? (geu-ruhn-dae ee-ja-na-yo o-neul nal-sshi-ga cham shi-won-ha-jyo; Hey, by the way, isn't the weather cool today?)

27_037188-ch20.qxp 6/24/08 11:17 PM Page 295

Chapter 20: Ten Phrases That Make You Sound Korean

295

geunde geuregeuneun eodi itjyo? (geun-dae geu-rae-geuneun uh-dee ee-jyo; By the way, where's Greg?)

itjanayo, sigan jom iseoyo? (ee-ja-na-yo, shi-gan jom ee-ssuh-yo; Hey, do you have time?)

jom

jom: A little, please

Koreans use **jom** (jom; a little, please) almost instinctively, so they may not notice at first that you're using it, but when they do notice, they'll be more than a little pleasantly surprised. **jom** (jom; a little, please) is actually a contraction of the word **jogeum** (jo-geum; a little). **jogeum** can mean only a little, but **jom** can have different meanings depending on whether you're using it as an adjective or an adverb.

When the term is an adverb, it also means a little. Check out these examples:

eumsigi jom maewoyo. (eum-shi-gee jom mae-wo-yo; The food is a little spicy.)

jigeum jom neujeoseoyo (jee-geum jom neu-juh-ssuh-yo; It's a little late.)

iri yojeum jom manayo. (il-ee yo-jeum jom ma-na-yo; I have a bit too much work nowadays.)

But when you use the term as an adjective, it means please. Here's an example: **yeogiseo gyesan jom haejuseyo?** (yuh-gee-suh gye-san jom hae-joo-sae-yo; Could you please take care of the bill here?) **jjajeungnanda**

jjajeung-nan-da: That's irritating, it's annoying ; plain At one point or another, you're bound to get into a situation that annoys you.

Your flight may be delayed over and over again. Or your boss may give you too much grief at work. If you ever feel the need to express the frustration and annoyance that you feel, say **jjajeungnanda** (jjajeung-nan-da; it's irritating, it's annoying ; plain). The informal polite form of this word is **jjajeung-nayo** (jjajeung-na-yo; informal polite); however, Koreans don't usually use this form. The phrase **jjajeungnanda** is commonly used when you are talking to yourself or among close friends. Just make sure your boss doesn't hear you!

Part IV: The Part of Tens

296

jukgetda

jook-get-da: I feel like dying ; plain

English speakers often use the topics of death and dying as figures of speech in everyday conversation: “I was scared to death! I thought I was going to die!”

And, occasionally, you may hear people say “This is to die for” or “I could die and go to heaven.”

*Koreans also use the plain form **jukgetda** (jook-get-da; to die) in a number of ways and forms, but if you ever listen to a group of Koreans, you can tell that they use it even more liberally than English speakers. Some of the expressions carry over in English better than others, but for some, you just have to use trial and error to figure out how and when to use them. Here’s an example: In English, you may say, with plenty of sarcasm, “This tastes so good it makes me want to kill myself!” However, in Korean, you say **massiseo jookgetda, jugeo** (ma-shi-ssuh jook-get-da, joo-guh; This tastes so good it makes me want to kill myself! Kill myself!) with a look of genuine satisfaction on your face.*

Other, similar expressions that translate more naturally from Korean to English include:

deowo jookgetda. (duh-wo jook-get-da; It’s so hot, I feel like dying.)

a pigonhae jookgetda. (a pee-gon-hae jook-get-da; I’m so tired, I could die.)

baebulleo jookgetda. (bae-bul-luh jook-get-da; I’m so full, I just might die.)

a, jukgo sipda. (a, jook-go ship-da; I want to die.) Informal polite form of this phrase is **jukgetseyo** (jook-get-ssuh-yo; I feel like dying). If you want to complain to another adult about your children, say **ai ttaemune jukgetseyo.** (a-ee ttae-moo-nae jook-get-ssuh-yo; My kid is killing me.) When you're threatening someone, you don't have to use any polite forms.

For that reason, here I use both **jugeo** (joo-guh; die) and **jugeullae?** (joo-geullae; Do you want to die?), which are in plain form.

Koreans also use **jukda** (jook-da; to die) as a threat. You may hear **jugeo** (joo-guh; die) or **jugeullae?** (joo-geul-lae ; Do you want to die?). You may have heard **jugeullae?** in the Korean film My Sassy Girl. Often, it's used jokingly between friends.

27_037188-ch20.qxp 6/24/08 11:17 PM Page 297

Chapter 20: Ten Phrases That Make You Sound Korean

297

jugeullae? (joo-geul-lae; Do you want to die?) is still a threat, even if you mean it as an idle one. Make sure you use this only with your close friends.

When in doubt, wimp out and never use **jukda** (jook-da; to die) as a joke if the other person is your senior or is older than you.

kkeunnaejunda

kkeunnae-joon-da: That's awesome ; plain

Koreans often use **kkeunnaejunda** (kkeunnae-joon-da; plain) to mean awesome or amazing. The informal polite form of this phrase is **kkeunnaeju-naeyo** (kkeunnae-joo-nae-yo; informal polite). However, this form is not very commonly used. Most commonly used phrase is **kkeunnaejunda**, which you will only use among your friends. You can also use it in sentences like these: **bunwigiga kkeunnaejunda.** (boon-wee-gee-ga kkeunnae-joon-da; What an awesome atmosphere.)

oneul nalssi kkeunnaejunda. (o-neul nal-sshi kkeunnae-joon-da; What amazing weather.)

jeogeo jom bwa. jeongmal kkeunnaejunda. (juh-guh jom bwa. jungmal kkeunnae-joon-da; Hey, look over there, that's really something.)
neukkihada

neu-kki-ha-da: Aftertaste of oily, greasy foods, or an action so overdone it makes you queasy ; plain

The primary use of **neukkihada** (neu-kki-ha-da; oily, greasy, someone's actions makes you feel queasy ; plain) is simple. Use it when you want to describe oily or greasy foods — think fast food or burgers. Informal polite form of this phrase is **neukkihaeyo** (neu-kki-hae-yo; It's oily, greasy or that person is making me queasy). You can use the word **neukkihaeyo** to describe that the food you are eating is way too greasy for you. It is commonly used among Koreans as well as **neukkihada**. You often hear Koreans say **neukki-hangeo meokgosipda.** (neu-kki-han-guh muhk-go-ship-da; I feel like eating something greasy.) or **i eumsik neomu neukkihaeyo.** (ee eum-shik nuh-moo neu-kki-hae-yo; This food is too greasy.) 27_037188-ch20.qxp 6/24/08 11:17 PM Page 298

Part IV: The Part of Tens

298

Koreans also use **neukkihada** to describe people and their actions. A similar-ity in English is using saccharine to describe people or actions that are overly nice to the point of being unnatural or uncomfortable. Koreans use **neukkihada** to exclusively describe men. They do not use **neukkihada** to describe women. Use it to describe the feeling you get when someone seems to be putting on airs to look more sophisticated or charming than they are.

Suppose your guy friend is trying to impress a girl he just met at a bar. He's being a perfect gentleman, which is completely out of character for him, and as a result you have a hard time suppressing your laughter. Here, you can use **neukkihada** (neu-kki-ha-da) to express the awkwardness that you feel.

Perhaps you later tell your friend **akka neo neomu neukkihadeora**. (a-kka nuh nuh-moo neu-kki-ha-duh-ra; Man, you were being so uncharacteristically smooth back there that I felt queasy watching you.) You can also use **neukkihada** negatively. For example, you can use it if you see a female friend of yours dancing with a dude who looks and acts

strangely like Fabio, and even talks like Fabio — and you really don't like Fabio. You may want to use **neukkihada** to describe that person. **jeo saram jom neukkihada** (juh sa-ram jom neu-kki-ha-da; That person looks like he's trying a little too hard, and it's making me uncomfortable.) **siwonhada**

shi-won-ha-da: Cool, refreshing, or good ; plain

You can use **siwonhada** (shi-won-ha-da; cool, refreshing) just as you do the English word cool. For Koreans, a cool breeze on a summer day is **siwonhada**, and a cup of cold lemonade is also **siwonhada**. Literally, **siwonhada** means cool, but Koreans use it to capture a much broader range

of feelings. Koreans also use **siwonhada** to describe the sense of mental catharsis or refreshment that you feel after experiencing a happy event. Furthermore, although scratching an itch and drinking a hot cup of tea aren't literally cool, Koreans use the word **siwonhada** because it internalizes the feeling that you get from a breeze on a hot summer day. The informal polite form is **siwonhaeyo** (shi-won-hae-yo) and you can use this phrase to describe the drink you are drinking is cool or the weather is cool. **siwonhaeyo**, however, does not have as broad range of feeling as the **siwonhada**, since it's not used as much as **siwonhada**, and sounds kind of awkward.

Koreans use **siwonhada** to describe seeing a long-needed summer rainstorm, driving down an non-congested road, taking a shot of tequila, and seeing a person they don't like get into trouble. In this way, Koreans use the word **siwonhada** to describe a feeling of catharsis. It's like having a breeze lift your spirits.

27_037188-ch20.qxp 6/24/08 11:17 PM Page 299

Chapter 20: Ten Phrases That Make You Sound Korean

299

You can also use **siwonhada** to describe the feeling of refreshment that you get from scratching an itch, stretching out, walking out of a sauna, or drinking a cup of tea.

sugohaeyo

soo-go-hae-yo: Keep up the good work ; informal polite This is a common expression in English, of course, but you should be especially certain to use it often when you're working with people who speak Korean. Using **sugohaeyo** (soo-go-hae-yo; Keep up the good work) is okay with people you know well or work with a lot. Make sure you use the formal polite form, **sugohasipsiyo** (soo-go-ha-ship-shi-yo; Keep up the good work) if you're going to use the expression around any seniors.

27_037188-ch20.qxp 6/24/08 11:17 PM Page 300

Part IV: The Part of Tens

300

The 5th Wave

By Rich Tennant



"We're still learning the language and Martin tends to act out things he doesn't know the word for. He tried buying a toilet seat the other day and they almost threw him out of the store."

Part V

Appendixes

28_037188-pp05.qxp 6/24/08 11:17 PM Page 302

In this part . . .

In this part you can find several references that you may want to turn to while flipping through the rest of the chapters or while out on your own. You can find verb tables that show the conjugations of regular and irregular verbs, and a mini-dictionary for Korean-to-English and English-to-Korean words. Think you've mastered the Fun & Games sections? Well, check out the answers in this part as well as look for the list of tracks that appear on the audio CD.

29_037188-bapp01.qxp 6/24/08 11:17 PM Page 303

Appendix A

Korean Verbs

This section lists Korean verbs, in their dictionary forms. For proper use of Korean verbs, consult Chapter 2. Try to remember that the verb usually ends a Korean sentence, and you're off to a great start!

akkida/ a-kki-da/to cherish

bureuda/ boo-reu-da/to call, to

alda/ al-da/to know

summon, to be full

allyeojida/ al-yuh-jee-da/to be

chada/ cha-da/to be cold, to be full,

known

to kick (For proper usage, please

check the context in which the

anda/ an-da/to sit

verb is used.)

annaehada/ an-nae-ha-da/to guide

chaengida/ chaeng-gi-da/to gather

apeuda/ a-peu-da/to be hurt, to be

together, to pack

ill, to be sick

chajihada/ cha-jee-ha-da/to occupy,

baeuda/ bae-oo-da/to learn

to possess

bakkuda/ ba-kkoo-da/to change, to

chamda/ cham-da/to be patient, to

exchange

persevere, to endure

bappeuda/ ba-ppeu-da/ to be busy

chamgahada/ cham-ga-ha-da/to participate, to join

batda/ bat-da/to receive

charida/ cha-ree-da/to prepare, to

beorida/ buh-ree-da/to throw away,

get ready

to discard

chatda/ chat-da/to search, to

beotda/ buht-da/to take off, to

look for

undress, to unburden

cheorihada/ chuh-ree-ha-da/to take

bichuda/ bee-choo-da/to shine on,

care of

to shed a light on

chida/ chi-da/to hit, to strike

bissada/ bee-ssa-da/to be expensive, too costly

chiida/ *chi-ee-da/to get hit (for*

example, in a car accident)

boda/ *bo-da/to look, to see*

chinhada/ *chin-ha-da/to be inti-*

boyejuda/ *bo-yuh-joo-da/to show*

mate, to be close, to be friendly

29_037188-bapp01.qxp 6/24/08 11:17 PM Page 304

Part V: Appendixes

304

chiuda/ *chi-oo-da/to put away, to clean up,*

garida/ *ga-ree-da/to cover up, to hide, to*

to remove

conceal

chuda/ *choo-da/to dance*

garyeopda/ *ga-ryuhp-da/to itch*

chupda/ *choop-da/to be cold*

gatda/ *gat-da/to be same*

chwihada/ *chwee-ha-da/to be drunk, to be*

geotda/ *guht-da/to walk*

intoxicated

gidarida/ *gee-da-ree-da/to wait*

chwisohada/ *chwee-so-ha-da/to cancel*

gilda/ *gil-da/to be long, lengthy*

dahada/ *da-ha-da/to complete, to finish*

gireuda/ *gee-reu-da/to raise*

dalda/ dal-da/to hang, to put up

gochida/ go-chee-da/to fix

dallida/ dal-lee-da/to run

goreuda/ go-reu-da/to choose

danggida/ dang-gee-da/to pull

guhada/ goo-ha-da/to save, to find

danida/ da-nee-da/to come and go, to go

hada/ ha-da/to do

about

himdeulda/ himdeul-da/to be hard, to be

deonjida/ duhn-jee-da/to throw

difficult

deopda/ duhp-da/to be hot, warm

igida/ ee-gee-da/to win

deullida/ deul-lee-da/to be heard

ikda/ ilk-da/to read

deurida/ deu-ree-da/to give

ipda/ eeb-da/to wear

deutda/ deut-da/to listen

itda/ eet-da/to exist, to be here, to be

dolboda/ dol-bo-da/to look after

present

dollida/ dol-lee-da/to turn, to spin

jada/ ja-da/to sleep

dowajuda/ do-wah-joo-da/to help

jakda/ jahg-da/to be small, doesn't fit

duda/ doo-da/to leave alone

jallida/ jal-lee-da/to be cut, to be laid off

eodupda/ uh-doop-da/to be dark, to be dim

japida/ ja-pee-da/to be grabbed, to be

eolda/ uhl-da/to freeze

captured

eojireopda/ uh-jee-ruhpa-da/to be dizzy

japda/ jap-da/to grab, to capture, to grasp

eojireuda/ uh-jee-reu-da/to make a mess

jareuda/ ja-reu-da/ to cut

eopda/ uhp-da/to not exist, to run out, to

jeopda/ juhpa-da/to fold

not have

jeotda/ juht-da/to stir, to be wet

eoryeopda/ uh-ryuhp-da/to be difficult

jichida/ jee-chee-da/to be exhausted

gabyeopda/ ga-byuhp-da/to be light,

jida/ jee-da/to lose

weighs little

jubda/ joob-da/to pick up

gada/ ga-da/to go, to come, to proceed, to

keuda/ keu-da/to grow

travel

kiuda/ kee-oo-da/to nurture, to raise

gajida/ ga-jee-da/to have, to take

makda/ mak-da/to block

galda/ gal-da/to exchange, to grind

makhida/ mak-hee-da/to be blocked, to be

gamchuda/ gam-choo-da/to hide

clogged

29_037188-bapp01.qxp 6/24/08 11:17 PM Page 305

Appendix A: Korean Verbs

305

mandeulda/ mandeul-da/to make

nolda/ nol-da/to play

mannada/ man-na-da/to meet

nollada/ nol-la-da/to be surprised

mareuda/ ma-reu-da/to be dry, to be

nollida/ nol-lee-da/to tease

thirsty

nota/ no-ta/to release, to let go

masida/ ma-shi-da/to drink

nullida/ nool-lee-da/to be pressed down,

meogida/ muh-gee-da/to feed

to be squashed

meokda/ muhk-da/to eat

nureuda/ noo-reu-da/to press down, to

meokhida/ muk-hee-da/ to be eaten

squash

meolda/ muhl-da/to be far away

oda/ o-da/to come

mitda/ meet-da/to believe

pada/ pa-da/to dig

moeuda/ moh-eu-da/to gather something

palda/ pal-da/to sell

(for example, berries)

pallida/ pal-lee-da/to be sold

moida/ mo-ee-da/ to gather together

sada/ sa-da/to buy

(for example, people)

salda/ sal-da/to live

mollida/ mol-li-da/to be cornered

sallida/ sal-lee-da/to let live, to rescue

moreuda/ moh-reu-da/to not know

samkida/ sam-kee-da/to swallow

mulda/ mool-da/to bite

saranghada/ sa-rang-ha-da/to love

naegihada/ nae-gee-ha-da/to gamble

sogida/ so-gee-da/to fool

naerida/ nae-ree-da/to get off, to get down

sokda/ sog-da/to be fooled

namgida /nam-gee-da/to leave behind

tada/ ta-da/to get on, to ride

nanuda/ na-noo-da/to divide

taeuda/ *tae-oo-da/to give a ride*

nareuda/ *na-reu-da/to carry, to deliver*

ulda/ *ool-da/to cry*

neukkida/ *neu-kki-da/to feel*

utda/ *oot-da/to smile, to laugh*

neurida/ *neu-ree-da/to be slow*

29_037188-bapp01.qxp 6/24/08 11:17 PM Page 306

Part V: Appendixes

306

30_037188-bapp02.qxp 6/24/08 11:17 PM Page 307

Korean-English

Mini-Dictionary

baedal (bae-dal) delivery

A

baji (ba-jee) pants, trousers

baksa (bak-sa) someone with a doctor of

achim (a-chim) breakfast

philosophy (PhD) degree, i.e., doctor

adeul (a-deul) son

with PhD not MD

aein (ae-eeen) lover, significant other

balmok (bal-mok) ankle

aekeche (aek-chae) liquid

ban (bahn) half

aekeja (aek-ja) picture frame

bang (bang) room

agi (a-gee) baby

banghyang (banghyang) direction

ajik (a-jik) yet, still

bangmulgwan (bang-mool-gwan) a

akgi (ahk-gi) musical instrument

museum

al (ahl) egg

bap (bab) cooked rice

alda (al-da) to know

baram (ba-ram) the wind

an (an) interior, inside

bawi (ba-wee) a rock

anae (a-nae) wife

beob (buhb) the law

angae (an-gae) fog

beolgeum (buhl-geum) a fine, penalty

aniyo (a-ni-yo) no

beopjeong (buhp-jung) a (law) court

anjeon (ahn-jun) safety

bi (bee) rain

ansim (an-shim) peace of mind

bimil (bee-meel) secret

ap (ap) the front

boda (bo-da) to see, to look

apateu (a-pa-teu) apartment

bok (bohk) blessings, good fortune

apeuda (a-peu-da) painful

boksu (bohk-soo) revenge

arae (a-rae) underneath

bom (bom) spring

areumdabda (a-reum-dap-da) beautiful

bori (bo-ree) barley

boseok (bo-suhk) jewels

B

bukjjok (book-jjok) north, northern side

bul (bool) fire

bab (bab) cooked rice

bun (boon) fraction, minute

bada (ba-da) the sea, the ocean

byeong (byoung) sickness, disease

bae (bae) stomach or a boat

byeongweon (byoung-won) a hospital

30_037188-bapp02.qxp 6/24/08 11:17 PM Page 308

308 **Part V: Appendixes**

dongjjok (dongjjok) east, eastern side

C

dongmul (dong-mool) animal

dopda (dop-da) to help

cha (cha) a car, tea

dosi (do-shi) city

chaegim (chaegim) responsibility

dul (dool) two

chaek (chaeg) book

dutong (doo-tong) headache

changmun (chang-moon) window

chejo (chae-jo) gymnastic exercises

E

chejung (chae-joong) weight

cheol (chuhl) iron, steel

eodi (uh-dee) where

cheoldo (chuhl-do) railroad

eodum (uh-doom) darkness

cheon (chun) a thousand, fabric

eodupda (uh-doop-da) to be dark,

chigwa (chi-gwa) dentistry

obscure

chim (chim) spit, acupuncture needle

eoje (uh-jae) yesterday

chima (chi-ma) skirt

eojeoda (uh-jjuh-da) by chance

chisol (chi-ssol) toothbrush

eojireopda (uh-jee-ruh-pee-da) to be dizzy

chiyak (chi-yak) toothpaste

eojireopida (uh-jee-ruh-pee-da) to mess

cho (cho) second (time), candle

up, disarrange

chodae (cho-dae) invite

eojeoda (uh-jjuh-da) by chance

chukha (choo-ka) congratulations

eokkae (uh-kkae) shoulder

chviso (chwee-so) cancellation

eolda (ul-da) to freeze, be frozen

eoleun (ul-leun) quickly, fast

D

eolgul (ul-gool) face

eolma (ul-ma) how much

daeum (da-eum) next

eomeoni (uh-muh-ni) your own mother

dal (dal) moon, month

eomeonim (uh-muh-nim) someone else's

dari (da-ree) leg or bridge (depends on
mother

the context)

eomji (uhm-jee) the thumb

daseot (da-suht) five

eomma (um-ma) mommy

dasi (da-shi) again

eondeok (uhn-duhk) a hill, a meadow

deulda (deul-da) to hold

eoneu (uh-neu) which, what

deulida (deul-lee-da) to be heard

eoneujjok (uh-neu-jjok) which direction

deungsan (deungsan) mountain climbing

eoneuttae (uh-neu-ttae) what time, when

deurida (deu-ree-da) to give, to offer

eongmang (uhng-mang) a mess

deutda (deut-da) to hear

eonje (un-jae) when

dochak (do-chak) arrival

eopda (uhp-da) doesn't exist, ran out

dok (dok) poison, earthenware pot

eopdeurida (uhp-deu-ree-da) to lie flat

don (don) money

eoreum (uh-reum) ice

dongjeon (dong-jun) coins

eoreun (uh-reun) adult, elder

30_037188-bapp02.qxp 6/24/08 11:17 PM Page 309

Appendix B: Mini-Dictionary 309

eorida (uh-ree-da) to be young

gyeongchi (gyoung-chi) scenery

eoriseokda (uh-ree-suhk-da) to be foolish

gyotong (gyotong) traffic

eoryeopda (uh-ryuhp-da) hard, difficult

eotteoke (uh-ttuh-kae) how

H

G

hada (ha-da) to do, to perform

haebyeon (hae-byun) the beach

gabyeopda (ga-byuhp-da) to be light, not

hana (ha-na) one

heavy

hanguk (han-goog) Korea

gada (ga-da) to go

heori (huh-ree) waist

gaeul (ga-eul) autumn, fall

heungmi (heung-mee) interest

gage (ga-gae) a store, a shop

him (him) strength

gagu (ga-goo) furniture

hongsu (hong-soo) a flood

gagyeok (ga-gyuhk) price, cost

hwajang (hwajang) make-up

gajeong (ga-jung) household

hwajangsil (hwajang-shil) bathroom

gakkapda (ga-kkap-da) to be near, be

hyuji (hyoo-jee) toilet paper

close by

hyujitong (hyoo-jee-tong) wastebasket

gakkeum (gakkeum) occasionally

hyusik (hyoo-shik) rest, repose

gakkuda (ga-kkoo-da) cultivate, grow

galbi (gal-bee) ribs, also a Korean marinated beef dish

I

gan (gan) liver

i (ee) two or tooth depending on the

ganeulda (ga-neul-da) to be thin, slender

context

gang (gang) river

ibul (ee-bool) a quilt, a blanket

ganjang (ganjang) soy sauce

idal (ee-dal) this month

garo (ga-ro) width, breadth, across

igeot (ee-guht) this one

garu (gh-roo) powder

igeotjeogeot (ee-guht-juh-guht) this and

garyeopda (ga-ryuhp-da) to itch

that

gaseum (ga-seum) the chest, the breast

ijjok (ee-jjok) this side

gasi (ga-shee) a thorn, a bur

il (il) a day or work or one depending on

gaunde (ga-oon-dae) the middle

the context

gawi (ga-wee) scissors, shears

ilgop (il-gop) seven

gicha (gee-cha) a train

ima (ee-ma) forehead

gil (gil) a road

inaljeonal (ee-nal-juh-nal) this day and

gugyeong (goo-gyoung) browsing, looking

that day

guksu (gook-soo) noodles

ip (eep) mouth

gwangwang (gwangwang) sightseeing,

ipda (eep-da) put on, to wear

tour

ipgu (eep-goo) entrance, entry way

gwi (gwee) ear

ipsul (eep-sool) lips

gyeongchal (gyung-chal) policing

30_037188-bapp02.qxp 6/24/08 11:17 PM Page 310

310 **Part V: Appendixes**

ireon (ee-ruhn) like this, such

jeonyeok (juh-nyuhk) evening, dusk,

ireum (ee-reum) name

dinner

isa (ee-sa) to move, relocate

jeotgarak (juht-ga-rak) chopsticks

itda (eet-da) to connect, to be

jibul (jee-bool) payment, defrayment

iteul (ee-teul) two days

jida (jee-da) to be defeated, to fade

or cast a shadow depending on the
context

J

jido (jee-do) a map, guidance, leadership

jigap (jee-gahp) a wallet, a pocketbook

jagda (jak-da) small

jigeop (jee-guhp) one's occupation, a

jajeonge (ja-juhn-guh) a bicycle

vocation

jal (jal) well, nicely, satisfactorily

jihacheol (jee-ha-chul) the subway

jalmot (jal-mot) a fault, a mistake, an

jikjang (jikjang) one's place of work

error

jikjeop (jik-juhup) direct, immediate

jam (jam) sleep, slumber

jinchal (jinchal) medical examination

jandon (jan-don) loose change

jinju (jin-joo) a pearl

jangbi (jang-bee) equipment, fitting, outfit

jintongje (jintong-jae) an analgesic,

jangnangam (jangnan-gam) toys

painkiller

jangsa (jang-sa) trade, business,

jip (jeep) a house, a home

commerce

jiuda (jee-oo-da) to erase

jangsik (jang-shik) ornament, decoration

jiyeok (jee-yuhk) a region, an area, a

jangso (jang-so) a place, a spot, a location

zone

jayeon (ja-yuhn) nature

jjada (jja-da) salty, or to squeeze, press,

jeogeot (juh-guht) that one, that thing

extract

jeol (juhl) a Buddhist temple or a formal

jjak (jjak) one of a pair, a side

bow depending on the context

jjitda (jjeet-da) *tear, rend, rip*

jeolban (juhl-ban) *a half*

jjok (jjok) *a piece, a slice, a plank*

jeomsim (jum-shim) *lunch*

jongari (jong-a-ree) *the calf of the leg*

jeonbu (jun-boo) *all parts, the whole*

jongryu (jong-ryoo) *a kind, a sort*

jeoncha (jun-cha) *streetcar, a trolley,*

jongyo (jong-gyo) *a religion, a faith*

a tank

jotda (jo-ta) *to be good, to like*

jeondeung (jun-deung) *electric light,*

ju (joo) *the main part, vermillion, a state,*

a lamp

a province, a continent, a stock, a

jeongeojang (jung-guh-jang) *a railroad*

share, a week

station

juil (joo-il) *weekday*

jeongryujang (jung-ryoo-jang) a bus stop

jumal (joo-mal) the weekend

jeonhwa (juhn-hwa) a telephone, a

jumun (joo-moon) an order, ordering
phone call

jusa (joo-sa) an injection, a shot

jeonja (juhn-ja) electronic

juso (joo-so) one's address

30_037188-bapp02.qxp 6/24/08 11:17 PM Page 311

Appendix B: Mini-Dictionary 311

man (mahn) bay, gulf, or ten thousand

K

depending on the context

mandeulda (mahn-deul-da) make,

kal (kal) a knife, a sword

manufacture

kaljaru (kal-ja-roo) a knife handle

mandu (mahn-doo) dumplings

kaljip (kal-jeep) a scabbard, a sheath

maneul (ma-neul) garlic

kamkamdada (kahm-kahm-ha-da) to be

mani (ma-ni) much, lots, plenty

dark

manjok (mahn-jok) satisfaction,

keodarata (kuh-da-ra-ta) very big, large

contentment

keojida (kuh-jee-da) to grow bigger

masida (ma-shi-da) drink, take, swallow

keopi (kuh-pee) coffee

mat (maht) a taste, a flavor, savor

keuda (keu-da) to grow

meokda (muhk-da) eat, take, have

keugi (keu-gee) size, dimensions

meokhida (muh-kee-da) get eaten

keundon (keundon) big money, a lot of

meomchuda (muhm-choo-da) to stop,

money

to cease

keungil (keungil) a main road

meoreojida (muh-ruh-jee-da) become

keunil (keun-il) a great undertaking,

more distant

emergency

meori (muh-ree) the head

ki (kee) a rudder, height of a person,

minsok (meen-sok) ethnic customs

a key

mirae (mee-rae) the future

kiseu (kee-sseu) a kiss

mit (meet) the lower part, the bottom

ko (ko) a nose

mok (mok) the neck

kogamgi (ko-gam-gee) a cold in the head

muge (moo-gae) weight, heft, importance

kogolda (ko-gol-da) snore

mul (mool) water

kompyuteo (kuhm-pyoo-tuh) a computer

mulgogi (mool-go-gee) fish

kong (kong) beans, soybeans, a pea

mun (moon) a gateway, a door

kyeolle (kyuhl-lae) a pair

munje (moon-jae) a question, a problem

M

N

mabi (ma-bee) paralysis, palsy

na (na) I, me, oneself

macha (ma-cha) a carriage, a coach

naebok (nae-bok) thermal underwear

madi (ma-dee) a joint, a node, a segment

nagada (na-ga-da) to go out

maekju (maek-joo) beer, ale

nakksi (nak-shi) fishing

maeum (ma-eum) the mind, spirit

nal (nal) a day

majimak (ma-jee-mahk) the last, the end

naljja (nal-jja) the date

mal (mahl) a horse or language depend-

nallo (nal-lo) a stove, a heater

ing on the context

nalssi (nal-sshi) the weather

malhada (mahl-ha-da) talk, speak,

namja (nam-ja) a man, a male

converse

namjjok (namjjok) south, southern side

30_037188-bapp02.qxp 6/24/08 11:17 PM Page 312

312 **Part V: Appendixes**

namu (na-moo) a tree

nanuda (na-noo-da) to divide, part

R

net (net) four

radio (ra-dee-o) a radio

nolda (nol-da) to play

reida (re-ee-da) radar

nongchon (nongchon) a rural community

reijeo (rae-ee-juh) a laser

nongdam (nongdam) a joke, a jest

rejeo (re-juh) leisure

nugu (noo-goo) who

resseulling (resseul-ling) wrestling

nun (noon) eye, snow

ripoteu (ree-po-teu) a report

O

robi (ro-bee) a lobby

o (o) five

S

oda (o-da) to come

sa (sa) four

oneul (o-neul) today, this day

sada (sa-da) to buy, to purchase

orak (o-rak) amusement, recreation

saenggak (saenggak) thinking, a thought

oreunjjok (o-reun-jjok) the right side

saeop (sa-uhp) an undertaking, an

osip (o-ship) fifty

enterprise

sago (sa-go) an accident

P

sajin (sa-jin) a photograph, a picture

sam (sam) three

pa (pa) green onion

samusil (sa-moo-shil) an office

pado (pa-do) waves, billows

san (san) a mountain

pal (pal) eight

sanchaek (sanchaek) a walk, a stroll

palda (pal-da) to sell, offer for sale

saneop (san-uhp) industry

pallida (pal-lee-da) to be sold

saram (sa-ram) a person

panmae (pahn-mae) a sale, selling

sarang (sa-rang) love

parang (pa-rang) blue

sasil (sa-shil) a fact, a reality

peuro (peu-ro) a professional

seojjok (suh-jjok) west, western side

pi (pee) blood

seolmyeong (sul-myoung) explanation

pibu (pee-boo) the skin

seonmul (sun-mool) a gift, a present

podo (po-do) grapes

seonsaeng (suhn-saeng) a teacher, a

pogi (po-gee) giving up, abandonment

master

pumjil (poom-jeel) a quality

seonsu (sun-soo) an athlete

pyeolli (pyuhl-lee) convenience,

seorap (suh-rahp) a drawer, a desk

expediency

drawer

pyeonji (pyun-jee) a letter

sigan (shi-gan) an hour, the time

pyo (pyo) a ticket, admission ticket,

sigye (shi-gae) a clock, a watch

a vote, a ballot

sijang (shi-jang) a market

pyosi (pyo-shi) an indication, a sign

siksa (shik-sa) a meal

30_037188-bapp02.qxp 6/24/08 11:18 PM Page 313

Appendix B: Mini-Dictionary 313

sinbal (shinbal) shoes

ttokgatda (ttokgat-da) *be exactly alike*

sinmun (shin-moon) *a newspaper*

ttokttokhada (ttokttok-ha-da) *to be*

sip (ship) *ten*

smart

son (son) *hand*

ttwida (ttwee-da) *to run*

songarak (son-ga-rak) *finger*

sontop (son-top) *finger nail*

U

sosik (so-shik) *news, tidings, word*

ssada (ssa-da) *to be inexpensive, to be*

uju (oo-joo) *the universe, the cosmos*

cheap

umul (oo-mool) *a well*

sucheop (soo-chup) *a pocketbook*

undong (oon-dong) *physical exercise*

suchul (soo-chool) *export, exportation*

unjeon (oon-juhn) *operation of machin-*

sukje (sook-jae) *homework*

ery, driving

sul (sool) *alcoholic drink, wine, booze*

upyeon (oo-pyun) *mail, post*

sum (soom) *a breath, breathing*

upyo (oo-pyo) *a postage stamp*

sungyeong (soon-gyoung) *a police officer*

usan (oo-san) *an umbrella*

sup (soop) *a forest*

useum (oo-seum) *a laugh, a smile*

T

W

tada (ta-da) *to burn or to ride depending*

wi (wee) *the upside, the topside, the*

on the context

stomach

taeksi (taek-shi) *a taxi*

wichi (wee-chi) *a position, a situation*

taeyang (taeyang) *the sun*

wigi (wee-gee) *a crisis, an emergency*

tal (tahl) *a mask*

wiheom (wee-hum) a danger, a peril

tamheom (ta-muhm) exploration,

wihyeop (wee-hyup) intimidation, a
expedition

threat

tap (tahp) a tower

tapseung (tahp-seung) boarding, riding

Y

teok (tuhk) the jaws, the chin

yachae (ya-chae) vegetables

tong (tong) a tube, a pipe, a barrel

yagu (ya-goo) baseball

ttaragada (tta-ra-ga-da) to follow

yak (yak) medicine, a drug

ttaro (tta-ro) separately

yakguk (yak-gook) a pharmacy

ttatteutada (ttatteut-ha-da) to be warm

yaksok (yak-sok) a promise

tteok (ttuhk) rice cake

yeodeol (yuh-duhl) eight

tteonada (ttuh-na-da) to leave, to depart

yeogi (yuh-gee) here, this place

tteugeopda (ddeu-guhp-da) be hot,

to burn

yeogweon (yuh-gwon) a passport

tteut (ddeut) intent, meaning

yeohaeng (yuh-haeng) travel, a trip

tti (ttee) a belt, a sash, year of the zodiac

yeoja (yuh-ja) a woman, a girl

yeok (yuhk) a railroad station

30_037188-bapp02.qxp 6/24/08 11:18 PM Page 314

314 Part V: Appendixes

yeoksa (yuhk-sa) history

yetnal (yaen-nal) ancient times, old days

yeol (yuhl) ten, heat

yeyak (yae-yak) a reservation

yeolda (yuhl-da) to open, to unlock

yogeum (yo-geum) the fee, a fare

yeolswe (yuhl-swae) a key

yori (yo-ree) cooking, a dish

yeongeo (yeong-uh) english

yuhok (yoo-hok) temptation, enticement

yeonseup (yuhn-seup) practice

yuk (yook) six

yeop (yuhp) next to, the flank, on the

yuksip (yook-ship) sixty

side

yumeo (yoo-muh) humor

yeoreum (yuhreum) summer

yuri (yoo-ree) glass

30_037188-bapp02.qxp 6/24/08 11:18 PM Page 315

English-Korean

Mini-Dictionary

ahead: **apseoseo** (ahp-suh-suh)

A

aid: **dopda** (dohp-da)

aim: **gyeonyang** (gyuh-nyang)

abandon: **beorida** (buh-ree-da)

air: **gonggi** (gong-gee)

ability: **neungryeok** (neung-ryuhk)

alarm: **gyeongbo** (gyung-bo)

accident: **sago** (sa-go)

alert: **gyeonggye** (gyung-gae)

ache: **apeuda** (a-peu-da)

algebra: **suhak** (soo-hak)

acknowledge: **injeonghada** (een-jung—

all: **jeonche** (jun-chae)

ha-da)

animal: **dongmul** (dong-mool)

acquisition: **chwideuk** (chwee-deuk)

apology: **sagwa** (sa-gwa)

act: **yeonggi** (yuhn-gee)

automobile: **jadongcha** (ja-dong-cha)

action: **haengdong** (haengdong)

ache: **apeuda** (a-peu-da)

actually: **sasireun** (sa-shee-reun)

adult: **eoreun** (uh-reun)

adapt: **jeogeung** (juh-geung)

adventure: **moheom** (mo-huhm)

add: **deohada** (duh-ha-da)

again: **dasi** (da-shi)

address: **juso** (joo-so)

age: **nai** (na-ee)

adequate: **jeokdanghan** (juhk-dang-han)

agreement: **gyeyak** (gae-yak)

admiration: **gamtan** (gahm-than)

allow: **heorak** (huh-rak)

admission: **ipjang** (eep-jang)

almost: **geoeui** (guh-eui)

adult: **eoreun** (uh-reun)

alone: **hollo** (hol-lo)

adventure: **moheom** (mo-huhm)

also: **ttohan** (tto-han)

advertisement: **gwanggo** (gwanggo)

anger: **hwa** (hwa)

advice: **chungo** (choong-gh)

answer: **daedap** (dae-dahp)

affirm: **hwagin** (hwa-geen)

apple: **sagwa** (sa-gwa)

after: **daeume** (da-eu-mae)

arm: **pal** (pal)

afternoon: **ohu** (oh-hoo)

arrival: **dochak** (do-chahk)

again: **dasi** (da-shee)

art: **misul** (mee-sool)

age: **nai** (na-ee)

attorney: **byeonhosa** (byun-ho-sa)

agony: **gotong** (go-tong)

audience: **gwangaek** (gwangaek)

agreement: **gyeyak** (gae-yak)

autumn: **gaeul** (ga-eul)

30_037188-bapp02.qxp 6/24/08 11:18 PM Page 316

316 **Part V: Appendixes**

belt: **belteu** (bel-teu)

B

bend: **guburida** (goo-boo-ree-da)

benefit: **iik** (ee-EEK)

baby: **agi** (a-gee)

bent: **gubeun** (goo-beun)

back (body part): **deung** (deung)

best: **jeil** (jae-il)

back (direction): **dwi** (dweeb)

bet: **naegi** (nae-gee)

background: **baegyeong** (bae-gyung)

between: **saie** (sa-ee-ae)

bad: **nappeun** (nappeun)

beware: **josim** (jo-sim)

baggage: **suhwamul** (soo-hwa-mool)

bicycle: **jajeonge** (ja-juhn-guh)

ball: **gong** (gong)

bird: **sae** (sae)

bank: **eunhaeng** (eunhaeng)

blanket: **damyo** (dahm-nyo)

bar: **suljip** (sool-jeep)

boat: **boteu** (bo-teu)

barber: **ibalsa** (ee-bal-sa)

body: **mom** (mohm)

barrel: **tong** (tong)

bone: **ppyeo** (ppyuh)

barrier: **jangbyeok** (jang-byuk)

book: **chaek** (chaeg)

baseball: **yagu** (ya-goo)

box: **sangja** (sang-ja)

bat (baseball): **baeteu** (bae-teu)

boy: **sonyeon** (so-nyuhn)

bath: **mogyok** (mo-gyok)

brain: **new** (nwaе)

battle: **jeontu** (juhn-too)

bread: **ppang** (ppang)

beach: **haebyeon** (hae-byun)

bridge: **dari** (da-ree)

bead: **guseul** (goo-seul)

brother: **hyeongje** (hyoung-jae)

bean: **kong** (kohng)

bubble: **geopum** (guh-poom)

bear (animal): **gom** (gom)

budget: **yesan** (yae-san)

bear (carry): **nareuda** (na-reu-da)

bug: **gonchung** (gon-choong)

beard: **teoksuyeom** (tuk-soo-yuhm)

bulk: **keugi** (keu-gee)

beautiful: **yeppeun** (yae-ppeun)

burn: **tada** (ta-da)

because: **waenyahamyeon** (wae-nya-ha—

but: **hajiman** (ha-jee-man)

myun)

butterfly: **nabi** (na-bee)

bed: **chimdae** (chimdae)

buy: **sada** (sa-da)

beef: **swegogi** (swae-go-gee)

by: **gyeote** (gyuh-tae)

beer: **maekju** (maek-joo)

before: **jeone** (juh-nae)

beggar: **geoji** (guh-jee)

C

behavior: **haengdong** (haengdong)

cab: **taeksi** (taek-shi)

behind: **dwi** (dwee)

calendar: **dallyeok** (dal-lyuk)

belief: **mideum** (mee-deum)

call: **bureuda** (boo-reu-da)

believe: **midda** (meet-da)

camera: **sajingi** (sa-jeen-gee)

bell: **jong** (jong)

campsite: **kaempeujang** (kaempeu-jang)

belly: **bae** (bae)

30_037188-bapp02.qxp 6/24/08 11:18 PM Page 317

Appendix B: Mini-Dictionary 317

cancel: **chviso** (chwee-so)

character: **teukseong** (teuk-sung)

candle: **yangcho** (yangcho)

charity: **jabi** (ja-bee)

candy: **satang** (sa-tang)

charm: **maeryeok** (mae-ryuhk)

cap: **moja** (mo-ja)

cheap: **ssada** (ssa-da)

capital: **sudo** (soo-do)

cheat: **sogida** (so-gee-da)

car: **jadongcha** (ja-dong-cha)

chest (body part): **gaseum** (ga-seum)

card: **kadeu** (ka-deu)

chest (box): **sangja** (sang-ja)

care: **geokjeong** (guk-jung)

chew: **ssipda** (ssip-da)

carpenter: **moksu** (mok-soo)

chicken: **dak** (dak)

carriage: **macha** (ma-cha)

chin: **teok** (tuhk)

carry: **unbanhada** (oon-ban-ha-da)

China (country): **jungguk** (joong-goog)

cartoon: **manhwa** (man-hwa)

china (plates): **dojagi** (do-ja-gee)

carve: **saegida** (sae-gee-da)

choice: **seontaek** (suhn-taek)

cash: **hyeongeum** (hyun-geum)

church: **gyohwe** (gyo-hwae)

cast: **deonjida** (dun-jee-da)

cinema: **yeonghwagwan** (young-hwa—

castle: **seong** (suhng)

gwan)

cat: **goyangi** (go-yang-ee)

city: **dosi** (do-shi)

catch: **japda** (jap-da)

clash: **chungdol** (choong-dol)

cause: **weonin** (wuh-neen)

class: **deunggeup** (deunggeup)

caution: **josim** (jo-sheem)

claw: **baltop** (bal-top)

cave: **dongul** (dong-gool)

clean: **kkaekkeuthan** (kkaeae-kkeu-than)

cease: **meomchuda** (muhm-choo-da)

cleaning: **cheongso** (chung-so)

ceiling: **cheonjang** (chun-jang)

climate: **gihu** (gee-hoo)

celebrate: **chukha** (choo-ka)

clock: **sigye** (see-gyae)

cell: **sepo** (sae-po)

close (door): **datda** (dat-da)

cellar (basement): **jihasil** (jee-ha-shil)

close (near by): **gakkapda** (ga-kkap-da)

cello: **chello** (chael-lo)

clothes: **ot** (ot)

cemetery: **myoji** (myo-jee)

cloud: **gureum** (goo-reum)

center: **jungsim** (joong-sim)

coat: **wetu** (wae-too)

century: **segi** (sae-gee)

coffee: **keopi** (kuh-pee)

certificate: **jeungmyeongseo** (jeung—

cold: **chupda** (choop-da)

myung-suh)

complex: **bokjaphan** (bok-ja-pahn)

certify: **bojeunghada** (bojeung-ha-da)

computer: **keompyuteo** (kuhm-pyoo-tuh)

chain: **saseul** (sa-seul)

crash: **chungdol** (choong-dol)

chalk: **bunpil** (boon-pil)

cry: **ulda** (ool-da)

challenge: **dojeon** (do-jun)

cure: **chiryo** (chi-ryo)

chance: **gihwe** (gee-hwae)

cut: **jareuda** (ja-reu-da)

change: **bakkuda** (ba-ggoo-da)

30_037188-bapp02.qxp 6/24/08 11:18 PM Page 318

318 **Part V: Appendixes**

D

E

dad: **appa** (a-ppa)

each: **gakja** (gak-ja)

dark: **eoduun** (uh-doo-oon)

earth: **jigu** (jee-goo)

day: **nat** (nat)

east: **dongjjok** (dongjjok)

dead: **jugeun** (joo-geun)

easy: **swiun** (swee-oon)

debate: **toron** (to-ron)

eat: **meokda** (muhk-da)

debt: **bit** (beet)

echo: **meari** (mae-ah-ree)

deception: **sagi** (sa-gee)

economy: **gyeongje** (gyung-jae)

decision: **gyeolsim** (gyul-shim)

editor: **pyeonjipja** (pyun-jip-ja)

deep: **gipeun** (gee-peun)

education: **gyoyuk** (gyo-yook)

definitely: **hwaksilhi** (hwak-shee-ree)

effect: **gyeolgwa** (gyul-gwa)

degree: **jeongdo** (jung-do)

eight: **yeodeolb** (yuh-duhl)

delight: **gippeum** (gee-bbeum)

elbow: **palkkumchi** (pal-kkoom-chi)

delivery: **baedal** (bae-dal)

electric: **jeongi** (juhn-gee)

demand: **yogu** (yo-goo)

eleven: **yeolhana** (yuhl-ha-na)

dentist: **chigwaeuisa** (chee-gwa-eui-sa)

emergency: **bisang** (bee-sang)

depart: **chulbal** (chool-bal)

end: **kkeut** (kkeut)

depth: **gipi** (gee-pee)

enter: **deureogada** (deu-ruh-ga-da)

description: **myosa** (myo-sa)

entrance: **ipgu** (eep-goo)

dice: **jusawi** (joo-sa-wee)

equal: **gateun** (ga-teun)

die: **jukda** (jook-da)

error: **silsu** (shil-soo)

dinner: **jeonyeok** (juh-nyuk)

escape: **talchul** (tal-chool)

direction: **jido** (jee-do)

estimation: **pyeongga** (pyung-ga)

discount: **harin** (ha-reen)

evening: **jeonyeok** (juh-nyuhk)

disease: **byeong** (byung)

event: **sageon** (sa-ggun)

dish: **jeopsi** (juh-p-shee)

ever: **eonjenga** (uhn-jaen-ga)

distance: **geori** (guh-ree)

evidence: **jeunggeo** (jeung-guh)

disturb: **banghae** (banghae)

exactly: **jeonghwakhage** (jung-hwa-ka—

do: **hada** (ha-da)

gae)

doctor: **euisa** (eui-sa)

exchange: **gyohwan** (gyohwan)

dog: **gae** (gae)

expectation: **gidae** (gee-dae)

door: **mun** (moon)

eye: **nun** (noon)

drama: **yeonggeuk** (yuhn-geuk)

drug: **yak** (yak)

F

drum: **buk** (book)

face: **eolgul** (ul-gool)

fact: **sasil** (sa-shil)

30_037188-bapp02.qxp 6/24/08 11:18 PM Page 319

Appendix B: Mini-Dictionary 319

failure: **silpae** (shil-pae)

flour: **milgaru** (mil-ga-roo)

fake: **gajja** (ga-jj)

flower: **kkot** (kkot)

fall (autumn): **gaeul** (ga-eul)

fluid: **aekche** (aek-chae)

family: **gajok** (ga-jok)

fly: **nalda** (nal-da)

far: **meolli** (muhl-lee)

food: **sikpum** (shik-poom)

farm: **nongjang** (nongjang)

foot: **bal** (bal)

fast (speed): **gosok** (go-sok)

football: **chukgu** (chook-goo)

father: **abeoji** (a-buh-jee)

for: **wihayeo** (wee-ha-yuh)

fatigue: **piro** (pee-ro)

forbid: **geumhada** (geum-ha-da)

fault: **chaegim** (chae-geem)

force: **him** (heem)

fear: **duryeoum** (doo-ryuh-oom)

fore: **ape** (ah-pae)

feast: **chukje** (chook-jae)

forest: **sup** (soop)

feather: **gitteol** (git-tuhl)

forget: **ijeobeorida** (ee-juh-buh-ree-da)

feed: **meogida** (muh-gee-da)

forgiveness: **yongseo** (yong-suh)

feel (touch): **manjida** (man-jee-da)

form: **moyang** (mo-yang)

female: **yeoseong** (yuh-suhng)

formula: **gongsik** (gong-shik)

fence: **dam** (dahm)

fortress: **yosae** (yo-sae)

fever: **yeol** (yuhl)

four: **net** (net)

few: **jogeum** (jo-geum)

fourteen: **yeolnet** (yuhl-net)

fiction: **soseol** (so-suhl)

friend: **chingu** (chin-goo)

fiddle (violin): **baiollin** (ba-ee-ol-lin)

from: **buteo** (boo-tuh)

field: **deulpan** (deul-pahn)

frozen: **eoreun** (uh-reun)

fight: **ssaum** (ssa-oom)

fruit: **gwail** (gwa-il)

fill: **chaeuda** (chae-oo-da)

full: **chan** (chan)

final: **majimak** (ma-jee-mak)

fund: **jageum** (ja-geum)

find: **chatda** (chat-da)

funeral: **jangryesik** (jang-ryae-shik)

finger: **songarak** (son-ga-rak)

furniture: **gagu** (ga-goo)

finish: **kkeutnaeda** (kkeunnae-da)

future: **mirae** (mee-rae)

fire: **bul** (bool)

fire extinguisher: **sohwagi** (so-hwa-gee)

G

firefighter: **sobangsu** (so-bang-soo)

firetruck: **sobangcha** (so-bang-cha)

gain: **eodda** (uht-da)

first: **jeil** (jae-il)

gallery: **misulgwan** (mee-sool-gwan)

fish: **mulgogi** (mool-go-gee)

gamble: **dobak** (do-bak)

fishing: **nakksi** (nak-shi)

game: **nori** (no-ree)

five: **daseot** (da-suht)

gap: **gangyeok** (gan-gyuk)

fix: **gochida** (go-chi-da)

garden: **jeongweon** (jung-won)

flood: **hongsu** (hong-soo)

garnish: **jangsik** (jang-shik)

gas: **gaseu** (ga-sseu)

30_037188-bapp02.qxp 6/24/08 11:18 PM Page 320

320 **Part V: Appendixes**

gate: **mun** (moon)

happy: **gippeun** (gee-ppeun)

gather: **moeuda** (mo-eu-da)

have: **gajigoitda** (ga-jee-go-ee-tta)

generation: **sedae** (sae-dae)

head: **meori** (muh-ree)

genius: **cheonjae** (chun-jae)

health: **geongang** (guhng-gang)

germ: **segyun** (sae-gyoon)

hear: **deullida** (deul-lee-da)

get: **eotda** (uht-da)

heart: **simjang** (shim-jang)

girl: **sonyeo** (so-nyuh)

heat: **deowi** (duh-wee)

give: **juda** (joo-da)

heavy: **mugeoun** (moo-guh-oon)

glove: **janggap** (jang-gahp)

here: **yeogi** (yuh-gee)

glue: **jeopchakje** (juh-p-chak-jae)

high: **nopeun** (no-peun)

go: **gada** (ga-da)

hill: **eondeok** (uhn-duhk)

god: **sin** (shin)

home: **gajeong** (ga-jung)

goddess: **yeosin** (yuh-shin)

honest: **jeongjikhhan** (jung-jee-kan)

good: **joeun** (jo-eun)

honor: **myeongye** (myuhng-yae)

goose: **geowi** (guh-wee)

hoof: **balgup** (bal-goop)

government: **jeongbu** (jung-boo)

hope: **heuimang** (heuimang)

grade: **deunggeup** (deunggeup)

horizon: **supyeongseon** (soo-pyung-sun)

graduation: **joreop** (jo-ruh-p)

horn: **ppul** (ppool)

grammar: **munbeop** (moon-bup)

horse: **mal** (mahl)

grasp: **butjapda** (boot-jahp-dh)

hospital: **byeongweon** (byoung-won)

grave: **mudeom** (moo-dum)

hotel: **hotel** (ho-tel)

green: **choroksaek** (cho-rok-saek)

hour: **hansigan** (han-shi-gan)

greet: **insahada** (in-sa-ha-da)

house: **jip** (jeep)

ground: **ttang** (ttang)

how: **eotteoke** (uh-ttuh-kae)

grow: **jarada** (ja-ra-da)

hundred: **baek** (baek)

guess: **chucheukhada** (choo-cheuk-ka-da)

guide: **annaeja** (an-nae-ja)

I

H

ice: **eoreum** (uh-reum)

idea: **saenggak** (saenggak)

habit: **seupgwan** (seupgwan)

idol: **using** (oo-sang)

hack: **jareuda** (ja-reu-da)

if: **manyage** (ma-nya-gae)

hail (ice): **ubak** (oo-bak)

illness: **byeong** (byoung)

half: **ban** (ban)

import: **suiphada** (soo-eep-ha-da)

halt: **jeongji** (jung-jee)

impression: **insang** (in-sang)

hand: **son** (sohn)

improvement: **gaeryang** (gaeryang)

handle: **sonjabi** (sohn-ja-bee)

incident: **sageon** (sa-gun)

hang: **maedalda** (mae-dal-da)

include: **pohamhada** (poh-hahm-hah-da)

hanger: **otgeori** (ot-guh-ree)

increase: **neullida** (neul-lee-da)

30_037188-bapp02.qxp 6/24/08 11:18 PM Page 321

Appendix B: Mini-Dictionary 321

indeed: **chameuro** (cha-meu-ro)

independence: **dongnip** (dong-need)

K

indirect: **ganjeop** (gan-jup)

key: **yeolsoe** (yuhl-swae)

industry: **saneop** (sa-nuhp)

kick: **chada** (cha-da)

influence: **yeonghyang** (young-hyang)

kill: **jugida** (joo-gee-da)

injury: **sangcheo** (sang-chuh)

kind (many kinds of things): **jongryu**

insect: **gonchung** (gon-choong)

(jong-ryoo)

inside (inside of house): **anjok** (an-jjok)

kind (person): **chinjeolhan** (chin-juh—

instead: **daesin** (dae-shin)

rahn)

instinct: **bonneung** (bonneung)

king: **wang** (wang)

interfere: **ganseop** (gan-suhp)

kiss: **kiseu** (kee-sseu)

internal: **naebu** (nae-boo)

knee: **mureup** (moo-reup)

international: **gukjejeok** (gook-jae-juk)

knife: **kal** (kal)

interview: **myeonjeop** (myun-jup)

knight: **gisa** (gee-sa)

intimate: **chinmilhan** (chin-mee-ran)

knock: **dudeurida** (doo-deu-ree-da)

intoxication: **chwihada** (chwee-ha-da)

know: **alda** (al-da)

invention: **balmyeong** (bal-myung)

knowledge: **jisik** (jee-shik)

invest: **tujahada** (too-ja-ha-da)

Korea: **hanguk** (han-goog)

invite: **chodaehada** (cho-dae-ha-da)

inward: **anjjogeul** (ahn-jjo-geul)

L

irregular: **bulgyuchikhan** (bool-gyoo—
chee-kan)

labor: **nodong** (no-dong)

it: **geugeot** (geu-guht)

laboratory: **yeonguso** (yeon-goo-so)

lack: **bujok** (boo-jok)

J

lamp: **deungbul** (deung-bool)

language: **eoneo** (uh-nuh)

jacket: **jaket** (ja-ket)

large: **keun** (keun)

jail: **gyodoso** (gyo-do-so)

last (in line): **majimak** (ma-jee-mahk)

Japan: **ilbon** (il-bon)

laugh: **utda** (oo-tta)

jaw: **teok** (tuhk)

law: **beop** (bup)

jealousy: **jiltu** (jeel-too)

leader: **jidoja** (jee-do-ja)

job: **il** (il)

leak: **saem** (saem)

join: **gyeolhap** (gyuh-rahp)

lean: **gidaeda** (gee-dae-da)

joke: **nongdam** (nongdam)

leather: **gajuk** (ga-jook)

journey: **yeohaeng** (yuh-haeng)

leave: **ddeonada** (dduh-na-da)

judge: **pansa** (pahn-sa)

left: **wenjjok** (wenjjok)

judgment: **jaepan** (jae-pahn)

leg: **dari** (da-ree)

juice: **jyuseu** (jyoo-sseu)

legend: **jeonseol** (juhn-sul)

30_037188-bapp02.qxp 6/24/08 11:18 PM Page 322

322 **Part V: Appendixes**

less: **jeogeun** (juh-geun)

luck: **haengun** (haeng-oon)

letter: **pyeonji** (pyun-jee)

lumber: **jaemok** (jae-mok)

liberty: **jayu** (ja-yoo)

lump: **deongeori** (dung-uh-ree)

library: **doseosil** (do-suh-shill)

lunch: **jeomsim** (juhm-shim)

license: **myeonheo** (myun-huh)

lung: **pye** (pae)

lid: **ddukkeong** (ddoo-ggung)

lie (down): **nupda** (noop-da)

M

lie (untrue): **geojitmal** (guh-jeet-mal)

lift: **ollida** (ol-lee-da)

machine: **gigye** (gee-gae)

lightly: **gabyeopge** (ga-byup-gae)

mad: **Michin** (mee-cheen)

like (alike): **Biseuthan** (bee-seu-tan)

made: **mandeureojin** (man-deu-ruh-jeen)

line: **jul** (jool)

mail: **upyeon** (oo-pyun)

lip: **ipsul** (eep-sool)

make-up: **hwajangpum** (hwajang-poom)

listen: **deutda** (deut-da)

man: **namja** (nam-ja)

little: **jageun** (ja-geun)

mandate: **myeongryeong** (myung-ryung)

live: **salda** (sal-da)

mankind: **illyu** (eel-yoo)

liver: **gan** (gahn)

manner: **yejeol** (yae-juhl)

living: **saraitneun** (sa-ra-eet-neun)

many: **maneun** (ma-neun)

load (baggage): **jim** (jeem)

March (month): **samweol** (sam-wol)

lobby: **robi** (ro-bee)

marine: **haeyang** (haeyang)

location: **jangso** (jang-so)

market: **sijang** (shi-jang)

lock: **jamulsoe** (ja-mool-swae)

marriage: **gyeorhon** (gyuh-ron)

lodge: **sukbak** (suhk-bahk)

marvel: **gyeongi** (gyoung-ee)

lodging (homestay): **hasuk** (ha-sook)

mask: **tal** (tal)

log: **tongnamu** (tong-na-moo)

massive: **keun** (keun)

logic: **nolli** (nol-lee)

master: **juin** (joo-een)

lone: **honja** (hon-ja)

mat: **maeteu** (mae-teu)

long: **gin** (geen)

match: **sihap** (shi-hap)

look: **boda** (bo-da)

mate: **jjak** (jjak)

loop: **gori** (go-ree)

material: **jaryo** (ja-ryo)

loose: **pullin** (pul-leen)

math: **suhak** (soo-hak)

lose: **ilta** (eel-ta)

matter: **muljil** (mool-jeel)

loss: **ireum** (ee-reum)

maturity: **seongsuk** (sung-sook)

loud: **sikkeureoun** (shee-kkeu-ruh-oon)

May (month): **owol** (o-wol)

love: **sarang** (sa-rang)

maybe: **ama** (a-ma)

lover: **yeonin** (yuh-neen)

meadow: **choweon** (cho-won)

low: **najeun** (na-jeun)

meal: **siksa** (shik-sa)

lower: **nachuda** (na-choo-da)

meat: **gogi** (go-gee)

mechanic: **jeongbisa** (jung-bee-sa)

30_037188-bapp02.qxp 6/24/08 11:18 PM Page 323

Appendix B: Mini-Dictionary 323

medicine: **yak** (yak)

murder: **sarin** (sa-reen)

medium: **junggan** (joong-gan)

muscle: **geunyuk** (geu-nyook)

meet: **mannada** (man-na-da)

museum: **bakmulgwan** (bang-mool—

melt: **nokda** (nok-da)

gwan)

member: **hoeweon** (hwae-won)

music: **eumak** (eu-mak)

memory: **gieok** (gee-uk)

mystery: **sinbi** (shin-bee)

mend: **gochida** (go-chee-da)

myth: **sinhwa** (shin-hwa)

mention (talk): **malhada** (mal-ha-da)

merchant: **sangin** (sang-een)

N

mercy: **jabi** (ja-bee)

mess: **nanjap** (nan-jap)

nail: **mot** (mot)

message: **jeongal** (jun-gal)

naked: **beolgeobeoseun** (bul-guh-buh—
seun)

metal: **geumsok** (geumsok)

name: **ireum** (ee-reum)

method: **bangbeop** (bang-bup)

nap: **najjam** (na-jjam)

middle: **gaunde** (ga-oon-dae)

narrow: **jobeun** (jo-beun)

milk: **uyu** (oo-yoo)

nation: **gukga** (gook-ga)

mind: **maeum** (ma-eum)

nationality: **gukjeok** (gook-juhk)

mine (dig): **gwangsan** (gwangsan)

nature: **jayeon** (ja-yeon)

mine (own): **naeggeo** (nae-gguh)

near: **gakkapda** (ga-kkap-da)

minimum: **choeso** (chwae-so)

neck: **mok** (mok)

miracle: **gijeok** (gee-juk)

need: **piryo** (pee-ryo)

mirror: **geoul** (guh-ool)

needle: **baneul** (ba-neul)

misery: **burhaeng** (boo-raeng)

neighborhood: **iut** (ee-oot)

misfortune: **burun** (boo-roon)

nephew: **joka** (jo-ka)

mistake: **jalmot** (jal-mot)

nerve: **singyeong** (shin-gyung)

mitten: **jangap** (jang-gahp)

net: **geumul** (geu-mool)

mix: **seokkda** (suk-da)

new: **saeroun** (sae-ro-oon)

money: **don** (don)

news: **nyuseu** (nyoo-sseu)

monkey: **weonsungi** (won-soong-ee)

next: **daeum** (da-eum)

more: **deo** (duh)

nice: **joeun** (jo-eun)

morning: **achim** (a-chim)

night: **bam** (bam)

mother: **ecomeoni** (uh-muh-nee)

nine: **ahop** (a-hop)

motion: **idong** (ee-dong)

nineteen: **yeolahop** (yuh-ra-hop)

mountain: **san** (san)

ninety: **gusip** (goo-ship)

mouse: **jwi** (jwee)

no: **aniyo** (a-ni-yo)

mouth: **ip** (eep)

none: **eopda** (uhp-da)

move: **umjigida** (oom-jee-gee-da)

north: **bukjjok** (book-jjok)

movie: **yeonghwa** (yung-hwa)

nose: **ko** (ko)

30_037188-bapp02.qxp 6/24/08 11:18 PM Page 324

324 **Part V: Appendixes**

not: **anida** (a-nee-da)

note: **gakseo** (gak-suh)

P

novel: **soseol** (so-sul)

package: **sopo** (so-po)

November: **sibirweol** (shi-bee-rwol)

pain: **apeum** (a-peum)

now: **jigeum** (jee-geum)

paint: **mulgam** (mool-gam)

number: **beonho** (bun-ho)

pair: **hanbeol** (han-buhl)

O

palm: **sonbadak** (son-ba-dak)

pan: **nimbi** (naem-bee)

pants: **baji** (ba-jee)

oath: **maengse** (maeng-sae)

paper: **jongi** (jong-ee)

obedience: **sunjong** (soon-jong)

parallel: **pyeonghaeng** (pyung-haeng)

object: **mulgeon** (mool-gun)

paralyze: **mabi** (ma-bee)

observation: **gwanchal** (gwanchal.)

pardon: **yongseo** (yong-suh)

occupy: **chajihada** (cha-jee-ha-da.)

park: **gongweon** (gongwon)

occurrence: **sageon** (sa-gun)

part: **ilbu** (eel-boo)

October: **siweol** (shi-wol)

participate: **chamga** (cham-ga)

odd: **isanghada** (ee-sang-ha-da)

particular: **teukbyeol** (teuk-byuhl)

odor: **naemsae** (naemsae)

parting: **ibyeol** (ee-byuhl)

office: **samuso** (sa-moo-so)

party: **moim** (mo-im)

often: **jaju** (ja-joo)

pass: **jinada** (jee-na-da)

old (people): **naideusin** (na-ee-deu-shin)

passage: **tonghaeng** (tonghaeng)

old (things): **oraedoen** (o-rae-dwen)

passenger: **seungaek** (seung-gaek)

once: **hanbeon** (han-bun)

passion: **yeoljeong** (yuhl-jung)

one: **hana** (ha-na)

past: **gwageo** (gwa-guh)

onion: **yangpa** (yang-pa)

pasture: **mokjang** (mokjang)

only: **yuilhan** (yoo-ee-rahn)

patent: **teukheo** (teu-kuh)

open: **yeollin** (yuhl-lin)

patience: **innae** (in-nae)

opinion: **euigyeon** (eui-gyuhn)

pay: **jibul** (jee-bool)

opportunity: **gihoe** (gee-hwae)

peace: **pyeonghwa** (pyoung-hwa)

oppose: **bandaehada** (ban-dae-ha-da)

pen: **pen** (pen)

oppress: **apbakhada** (ahp-ba-ka-da)

pencil: **yeonpil** (yuhn-pil)

option: **seontaekgweon** (sun-taek-gwon)

people: **saram** (sa-ram)

order: **jeongdon** (jung-don)

perfect: **wanjeonhan** (wan-jun-han)

ordinary: **botong** (bo-tong)

performance: **yeonju** (yuhn-joo)

other: **dareun** (da-reun)

perhaps: **ama** (a-ma)

our: **uri** (oo-ree)

period: **gigan** (gee-gahn)

out: **bakkeuro** (bak-geu-ro)

person: **saram** (sa-ram)

personality: **seonggyeok** (suhng-gyuk)

30_037188-bapp02.qxp 6/24/08 11:18 PM Page 325

Appendix B: Mini-Dictionary 325

phone: **jeonhwa** (juhn-hwa)

pressure: **apryeok** (ahm-ryuk)

photograph: **sajin** (sa-jin)

pretty: **yeppeuda** (yae-ppeu-da)

pick: **ppopda** (ppop-da)

price: **gagyeok** (ga-gyuk)

picnic: **sopung** (so-poong)

print: **inswae** (in-swae)

picture: **geurim** (geu-reem)

prison: **gamok** (ga-mok)

piece: **jogak** (jo-gahk)

prize: **sangpum** (sang-poom)

pig: **doeji** (dwae-jee)

pro: **peu-roh** (peu-ro)

pigeon: **bidulgi** (bee-dool-gee)

process: **jinhaeng** (jeen-haeng)

pilot: **jojongsa** (jo-jong-sa)

proclaim: **seoneon** (suh-nuhn)

pin: **pin** (peen)

product: **sanmul** (san-mool)

pitch: **deonjida** (duhn-jee-da)

production: **saengsan** (saengsan)

pitcher (baseball): **tusu** (too-soo)

profession: **jigeop** (jee-guhp)

pitcher (container): **jujeonja** (joo-jun-ja)

profit: **iik** (ee-EEK)

place: **jangso** (jang-so)

program: **poeurogeuraem** (peu-ro-geu—)

plan: **gyehoek** (gyae-hwek)

raem)

*plant: **sikmul** (shik-mool)*

*progress: **baldal** (bal-dal)*

*plate: **jeopsi** (juh-p-shee)*

*prohibit: **geumji** (geum-jee)*

*play: **nolda** (nol-da)*

*promise: **yaksok** (yak-sok)*

*pleasure: **gippeum** (gippeum)*

*pronounce: **barium** (ba-reum)*

*pledge: **seoyak** (suh-yak)*

*proof: **jeungeo** (jeung-guh)*

*pocket: **jumeoni** (joo-muh-nee)*

*protect: **boho** (bo-ho)*

*poem: **si** (shee)*

*pull: **danggida** (dang-gee-da)*

*poet: **siin** (shee-eeen)*

*push: **milda** (meel-da)*

*police: **gyeongchal** (gyoung-chal)*

*pool: **suyeongjang** (soo-young-jang)*

Q

poor: **gananhan** (ga-na-nan)

popularity: **ingi** (een-gee)

qualification: **jagyeok** (ja-gyuk)

porridge: **juk** (jook)

quality: **pumjil** (poom-jeel)

portrait: **chosanghwa** (chosang-hwa)

quantity: **bullyang** (bool-lyang)

position: **wichi** (wee-chee)

queen: **yeowang** (yuh-wang)

possession: **jaesan** (jae-san)

quick: **bballi** (bbal-lee)

pour: **butda** (boot-da)

quiet: **joyong** (jo-yong)

power: **him** (heem)

quit: **geumanduda** (geu-man-doo-da)

practice: **yeonseup** (yuhn-seup)

prayer: **gido** (gee-do)

R

precious: **gwijunghan** (gwee-joong-han)

radio: **radio** (ra-dee-o)

precise: **jeonghwak** (jung-hwak)

rain: **bi** (bee)

prepare: **junbi** (joon-bee)

rainbow: **mujigae** (moo-jee-gae)

present: **seonmul** (sun-mool)

30_037188-bapp02.qxp 6/24/08 11:18 PM Page 326

326 **Part V: Appendixes**

rat: **jwi** (jwee)

rise: **ireoseoda** (ee-ruh-suh-da)

rate: **biyul** (bee-yool)

risk: **wiheom** (wee-hum)

read: **ilgda** (eel-da)

river: **gang** (gang)

ready: **junbi** (joon-bee)

road: **gil** (gil)

real: **jinjja** (jeen-jja)

rock: **dol** (dol)

rear: **dwi** (dwee)

roof: **jibung** (jee-boong)

reason: **iyu** (ee-yoo)

room: **bang** (bang)

receive: **batda** (bat-da)

root: **ppuri** (ppoo-ree)

recess: **hyusik** (hyoo-sheek)

rope: **jul** (jool)

recommend: **chucheon** (choo-chun)

rose: **jangmi** (jang-mee)

record: **girok** (gee-rok)

round: **dungeon** (doong-geun)

recovery: **hoebok** (hwae-bok)

rubber: **gomu** (go-mo)

red: **ppalgan** (ppalgan)

rude: **murye** (moo-rae)

reduce: **jurida** (joo-ree-da)

ruin: **pamyel** (pa-myuhl)

refund: **banhwan** (banhwan)

run: **dallida** (dal-lee-da)

refuse: **geojeol** (guh-jul)

region: **jibang** (jee-bang)

S

relationship: **gwangye** (gwangae)

religion: **jongyo** (jong-gyo)

sack: **jaru** (ja-roo)

remember: **gieok** (gee-uhk)

sad: **seulpeuda** (seulpeu-da)

repair: **suri** (soo-ree)

saddle: **anjang** (ahn-jang)

report: **bogo** (bo-go)

safe: **anjeon** (ahn-jun)

require: **piryo** (pee-ryo)

sale: **panmae** (pan-mae)

research: **yeongu** (yuhn-goo)

salt: **sogeum** (so-geum)

resist: **jeohang** (juh-hahng)

salvation: **gujo** (goo-jo)

resource: **jaweon** (ja-won)

same: **gateun** (ga-teun)

respect: **jongyeong** (jon-gyung)

sand: **morae** (mo-rae)

responsible: **chaegim** (chae-geem)

save: **guhada** (goo-ha-da)

rest: **swida** (swee-da)

saving: **jeoryak** (juh-ryak)

return (to home): **doragada** (do-ra-ga-da)

say: **malhagi** (mal-ha-gee)

revenge: **boksu** (bok-soo)

scale (balance): **cheonching** (chun—

rich: **buja** (boo-ja)

cheeng)

rid: **eobsaeda** (uhp-sae-da)

scale (fish): **bineul** (bee-neul)

ride: **tada** (ta-da)

schedule: **siganpyo** (shee-gan-pyo)

right (direction): **oreunjjok** (o-reun-jjok)

scheme: **gyehoek** (gyae-hwek)

ring (jewelry): **banji** (ban-jee)

scholar: **hakja** (hak-ja)

ring (bell): **ullida** (ool-lee-da)

school: **hakgyo** (hak-gyo)

ripe: **igeun** (ee-geun)

scissors: **gawi** (ga-wee)

scout: **jeongchal** (jung-chal)

30_037188-bapp02.qxp 6/24/08 11:18 PM Page 327

Appendix B: Mini-Dictionary 327

scratch: **halkwida** (hal-kwee-da)

smell: **naemsae** (naemsae)

screw: **nasa** (na-sa)

snow: **nun** (noon)

sea: **bada** (ba-da)

soap: **binu** (bee-noo)

search: **chatda** (chat-da)

society: **sahoe** (sa-hwae)

season: **gyejeol** (gyae-juhl)

socks: **yangmal** (yangmal)

seat: **jari** (ja-ree)

some: **jom** (jom)

see: **boda** (bo-da)

song: **norae** (no-rae)

self: **jasin** (ja-shin)

south: **namjjok** (namjjok)

sell: **palda** (pal-da)

spoon: **sutgarak** (soot-ga-rak)

send: **bonaeda** (bo-nae-da)

spring: **bom** (bom)

sense: **gamgak** (gam-gak)

square: **sagakhyeong** (sa-ga-kyung)

sentence: **munjang** (moon-jang)

star: **byeol** (byuhl)

separate: **bunli** (bool-lee)

start (to start something): **sijak** (shee—

serious: **jinji** (jeen-jee)

jak)

servant: **hain** (ha-een)

station: **jeongeojang** (juhng-guh-jang)

service: **bongsa** (bong-sa)

stomach: **bae** (bae)

seven: **ilgop** (il-gop)

stop: **meomchuda** (muhm-choo-da)

shade: **geuneul** (geuneul)

storm: **pokpung** (pok-poong)

shadow: **geurimja** (geu-reem-ja)

street: **geori** (guh-ree)

shake: **heundeulda** (heundeul-da)

strength: **him** (heem)

shallow: **yateun** (ya-teun)

strong: **ganghan** (ganghan)

shame: **changpi** (cang-pee)

student: **haksaeng** (haksaeng)

shape: **moyang** (mo-yang)

study: **gongbu** (gong-boo)

shave: **myeondo** (myuhn-do)

submission: **bokjong** (bokjong)

shoe: **sinbal** (shinbal)

substitute: **daeyong** (daeyong)

shop: **gage** (ga-gae)

succeed: **seongong** (suhng-gong)

shoulder: **eoggae** (uh-kkae)

sugar: **seoltang** (suhl-tang)

sight: **sigak** (shi-gak)

suggest: **amsi** (ahm-shee)

sign: **giho** (gee-ho)

sun: **taeyang** (taeyang)

sit: **anda** (ahn-da)

swear: **maengse** (maeng-sae)

six: **yeoseot** (yuh-suht)

sweat: **ttam** (ttahm)

size: **keugi** (keu-gee)

swim: **suyeong** (soo-yuhng)

skin: **pibu** (pee-boo)

skirt: **chima** (chee-ma)

T

sky: **haneul** (ha-neul)

sleep: **jada** (ja-da)

take: **gatda** (gat-da)

slow: **neurin** (neu-rin)

talk: **malhada** (mahl-ha-da)

small: **jageun** (ja-geun)

taste: **mat** (maht)

taxi: **taeksi** (taek-shi)

328 **Part V: Appendixes**

tea: **cha** (cha)

touch: **manjida** (man-jee-da)

teacher: **seonsaengnim** (sun-saeng-nim)

tower: **tap** (tahp)

tear (cry): **nunmul** (noon-mool)

toy: **jangnangam** (jangnan-gam)

tear (rip): **jitda** (jjeet-da)

traffic: **gyotong** (gyotong)

telephone: **jeonhwagi** (jun-hwa-gee)

train: **gicha** (gee-cha)

telescope: **mangweongyeong** (mang—

training: **hullyeon** (hool-lyun)

won-gyung)

transform: **byeonhyeong** (byun-hyung)

television: **telebijyeon** (te-rae-bee-jyun)

translate: **beonyeok** (buh-nyuhk)

temporary: **ilsi** (eel-shee)

transport: **unban** (oon-ban)

ten: **yeol** (yuhl)

tree: **namu** (na-moo)

tent: **cheonmak** (chun-mak)

trip: **yeohaeng** (yuh-haeng)

terminal: **jongjeom** (jong-jum)

turn: **dollida** (dol-lee-da)

territory: **yeongto** (young-to)

tutor: **gyosa** (gyo-sa)

terror: **gongpo** (gong-po)

two: **dul** (dool)

test: **siheom** (shee-hum)

that: **jeogeot** (juh-guht)

U

theater: **geukjang** (geukjang)

theme: **juje** (joo-jeh)

ugly: **chuhada** (choo-ha-da)

theory: **hakseol** (hak-sul)

ultimate: **choehu** (chwae-hoo)

there: **geogi** (guh-gee)

umbrella: **usan** (oo-san)

thick: **dukkeoun** (doo-gguh-oon)

umpire: **simpan** (shim-pahn)

thief: **doduk** (do-dook)

uncle: **samchon** (samchon)

think: **saengak** (saenggak)

uncomfortable: **bulpyeon** (bool-pyun)

thirst: **galjeung** (gahl-jeung)

under: **mite** (mee-tae)

this: **igeot** (ee-guht)

underground: **jiha** (jee-ha)

thought: **saengak** (saeng-gahk)

understanding: **ihae** (ee-hae)

threat: **hyeopbak** (hyup-bak)

up: **wiro** (wee-ro)

three: **set** (set)

urban: **dosi** (do-shei)

thumb: **eomji** (uhm-jee)

urgent: **wigeupan** (wee-geu-pahn)

Thursday: **mogyoil** (mo-gyo-il)

use: **sayong** (sa-yong)

ticket: **pyo** (pyo)

time: **sigan** (shi-gan)

V

toe: **balgarak** (bal-ga-rak)

together: **gachi** (ga-chee)

vacation: **hyuga** (hyoo-ga)

toilet: **hwajangsil** (hwajang-sil)

value: **gachi** (ga-chi)

tomorrow: **naeil** (nae-eel)

vegetable: **yachae** (ya-chae)

tool: **dogu** (do-goo)

vengeance: **boksu** (bok-soo)

tooth: **ibbal** (ee-bbal)

verb: **dongsa** (dong-sa)

30_037188-bapp02.qxp 6/24/08 11:18 PM Page 329

Appendix B: Mini-Dictionary 329

very: **maeu** (mae-oo)

who: **nugu** (noo-goo)

vest: **joggi** (jo-ggee)

whose: **nugueui** (noo-goo-eui)

view: **gyeongchi** (gyuhng-chi)

why: **wae** (wae)

vinegar: **sikcho** (shik-cho)

wide: **neolbeun** (nuhl-beun)

vision: **siryeok** (shi-ryuhk)

win: **igida** (ee-gee-da)

visit: **bangmun** (bang-moon)

wind: **baram** (ba-ram)

voice: **moksori** (mok-so-ree)

window: **changmun** (chang-moon)

vote: **tupyo** (too-pyo)

wing: **nalgae** (nal-gae)

wisdom: **jihye** (jee-hae)

W

wish: **barada** (ba-ra-da)

with: **wagachi** (wa-ga-chee)

wait: **gidarida** (gee-da-ree-da)

woman: **yeoja** (yuh-ja)

walk: **gutda** (guht-da)

wood: **mokjae** (mok-jae)

want: **weonhada** (won-ha-da)

word: **daneo** (da-nuh)

warm: **dubda** (duhp-da)

work: **il** (il)

wash: **ssitda** (sseet-da)

write: **sseuda** (sseu-da)

water: **mul** (mool)

wrong: **teullin** (teul-leen)

wave: **pado** (pa-do)

way: **gil** (geel)

X

we: **uri** (oo-ree)

wear: **ipda** (eep-da)

x-ray: **ekseurei** (ek-sseu-rae-ee)

weather: **nalssi** (nal-ssee)

xylophone: **silopon** (shi-lo-pon)

wedding: **gyeolhonsik** (gyuh-ron-shik)

week: **ju** (joo)

Y

weekday: **juil** (joo-il)

weekend: **jumal** (joo-mal)

year: **yeon** (yuhn)

weight: **muge** (moo-gae)

yellow: **norang** (nohrahng)

well (water): **umul** (oo-mool)

yes: **ne** (ne)

west: **seojjok** (suh-jjok)

yet: **ajik** (a-jik)

what: **mueot** (moo-uht)

when: **eonje** (un-jae)

Z

where: **eodi** (uh-dee)

which: **eoneu** (uh-neu)

zero: **yeong** (young)

while: **dongan** (dong-an)

zoo: **dongmulweon** (dong-moo-rwon)

30_037188-bapp02.qxp 6/24/08 11:18 PM Page 330

330 **Part V: Appendixes**

31_037188-bapp03.qxp 6/24/08 11:18 PM Page 331

Appendix C

Answer Key

The following are all the answers to the Fun & Games quizzes located at the end of each chapter.

Chapter 1

1. jejeongeo (ja-jun-guh)

2. chimdae (chimdae)

3. insa (in-sa)

4. aksu (ak-soo)

5. mom (mohm)

6. wiheom (wee-hum)

7. chingu (chin-goo)

8. jeojjok (juh-jjok)

9. chitsol (chi-ssol)

10. ppang (ppang)

Chapter 2

1. Informal polite

2. Yes. It is a huge thing.

3. Two different ways: Native Korean and Chinese-based Sino-Korean

4. byeong (byoung)

5. mari (ma-ree)

31_037188-bapp03.qxp 6/24/08 11:18 PM Page 332

Part V: Appendixes

332

Chapter 3

1. Hello/hi

2. Thank you

3. I'm sorry

4. Excuse me

5. Name

6. Mother

7. Father

8. Family

9. Teacher

10. Lawyer

Chapter 4

1. eonni (un-ni)

2. namdongsaeng (namdong-saeng)

3. oeharaboji (wae-ha-ra-buh-ji)

4. gomo (go-mo)

5. Older brother for a female

6. Mother

7. Uncle on dad's side (dad's brothers)

8. Younger sister

Chapter 5

A. sagwa (apple)

B. orenji (orange)

C. yangbaechu (cabbage)

D. tomato (tomato)

E. danggeun (carrot)

F. yangpa (onion)

G. beurokeolli (broccoli)

31_037188-bapp03.qxp 6/24/08 11:18 PM Page 333

Appendix C: Answer Key

333

Chapter 6

kkotgagye; flower shop (C. bunch of flowers)

munbanggu; stationery/toy shop (E. a top)

supeomaket; supermarket (B. cabbage)

boseoksang; jewelry store (A. necklace)

yakguk; pharmacy/drugstore (D. drugs/medicine)

Chapter 7

Next week; daeumju

10:30 am; ojeon yeolsiban

Afternoon; ohu

Last month; jinandal

Monday; worryoil

Weekend; jumal

9:00 pm; ohu ahopsi

Chapter 8

A. takgu

B. piano yeonju

C. Tae kwon do

D. peullut yeonju

E. deungsan

Chapter 9

House; jip (jeep)

Phone number; jeonhwabunho (juhn-hwa-bun-ho)

Hello; yeoboseyo (yuh-bo-sae-yo)

Friend; chingu (chin-goo)

Contact information; yeollakcheo (yuhl-lak-chuh)

Who are you? nuguseyo (noo-goo-sae-yo)

31_037188-bapp03.qxp 6/24/08 11:18 PM Page 334

Part V: Appendixes

334

Chapter 10

cheongso; clean

mogyok; bath

sikilkkayo? Should I order it?

jom dowa jusigetseumnikka? Can you please help me?

jeongmal pigonhamnida; I'm exhausted

syawo hasillaeyo? Do you want to take a shower?

bueok; kitchen

boksagi; copier

Chapter 11

A. *hyeungeun jigeupgi* (*hyun-geum jee-geup-gee*; ATM)

B. eunahaengwon (*eunhaeng-won*; bank teller)

C. eunhaeng (*eunhaeng*; bank)

D. yeogwon (*yuh-gwon*; passport)

E. sinnyongkadeu (*shin-yong-ka-deu*; credit card) Usually called “kadeu” for short

F. jigap (*jee-gap*; wallet/purse)

Chapter 12

A. hakgyoneun sageori bukjjoge iseoyo; The school is at the North of four-way intersection.

B. uchegugeun sageori dongjjoge iseoyo; The post office is at the East of four-way intersection.

C. eunhaengeun sageori namjjoge iseoyo; The bank is at the South of the four-way intersection.

D. jibeun sageori seojjoge iseoyo; The house is at the West of the four-way intersection.

Chapter 13

1. jeonhwa

2. oneul

3. binbang

4. jijeobunhaneyo

5. gyesanseο

31_037188-bapp03.qxp 6/24/08 11:18 PM Page 335

Appendix C: Answer Key

335

Chapter 14

A. bihaenggi; airplane

B. gicha; train

C. jihacheol; subway

D. beoseu; bus

E. taeksi; taxi

Chapter 15

1. jeoneun daeum dare hanguge gayo. I'm going to Korea next month.

2. eonje gaseyo? When are you leaving?

3. beoseu jeongnyujangi eodi iseoyo? Where is the bus stop?

4. banggawoyo. Glad to see you.

5. gichayeok; train station

6. bangmulgwan; museum

7. baekhwajeom; department store

Chapter 16

1. dari

2. son

3. balgarak

4. nun

5. gwi

6. ko

7. ip

8. meori

9. gaseum

10. bal

11. songarak

12. deung

Part V: Appendixes

336

32_037188-bapp04.qxp 6/24/08 11:18 PM Page 337

Appendix D

On the CD

In this appendix, you can thumb through the list of tracks recorded on the CD as well as check out the system requirements you need to run the CD.

You can even find information on getting technical support.

Feel free to skip around the track list, and definitely take advantage of the accompanying Talkin' the Talk text in the chapters listed. Remember, you can find the sections that have been recorded on the CD by looking for the On the CD icon in each chapter.

Tracks on the CD

The following is a list of tracks that appear on the book's audio CD.

Track 1: Intro and Pronunciation Guide

Chapter 2

Track 2: Having a Korean conversation

Track 3: Discussing foods you like

Chapter 3

Track 4: Greetings in Korean

Track 5: Meeting people

Track 6: What's your name?

Track 7: Talking about the weather

Track 8: Saying goodbye

32_037188-bapp04.qxp 6/24/08 11:18 PM Page 338

Part V: Appendixes

338

Chapter 4

Track 9: Getting directions

Track 10: Discussing family

Chapter 6

Track 11: Getting the attendant to help you

Track 12: Shopping for clothes

Chapter 7

Track 13: Let's go see a movie!

Chapter 8

Track 14: What are your hobbies?

Track 15: Buying tickets for a train

Chapter 9

Track 16: Making a phone call

Track 17: Talking on the phone

Track 18: Navigating the PC bang

Chapter 10

Track 19: Visiting a friend

Track 20: Taking a shower

Chapter 11

Track 21: Paying for your meal

Chapter 12

Track 22: Finding your way back

Chapter 13

Track 23: Reserving a room

Track 24: Looking at a room

Track 25: Checking out

32_037188-bapp04.qxp 6/24/08 11:18 PM Page 339

Appendix D: On the CD

Chapter 14

Track 26: Checking your bag at the airport

Chapter 15

Track 27: Planning a trip to Korea

Chapter 16

Track 28: Calling for an emergency

System Requirements

You will need a CD player with audio capabilities in order to listen to this CD.

Customer Care

If you have trouble with the CD-ROM, please call the Wiley Product Technical Support phone number at (800) 762-2974. Outside the United States, call 1(317) 572-3994. You can also contact Wiley Product Technical Support at <http://support.wiley.com>. John Wiley & Sons will provide technical support only for installation and other general quality control items. For technical support on the applications themselves, consult the program's vendor or author.

To place additional orders or to request information about other Wiley products, please call (877) 762-2974.

Part V: Appendixes

340

33_037188-bindex.qxp 6/24/08 11:18 PM Page 341

Index

• A •

public baths, 217–218

reservations, 220–222

a little, expression, 295

saunas, 217–218

acceptable behavior

temperature problems, 228

about, 283

acquaintances at home, calling, 156–157

bragging, 283–284

actions with directions, 210

chopsticks, 288

activities, travel to Korea, 257

compliments, 283–284

adjectives

crossing legs while sitting, 286

disliking with, 100–101

eating, 284

with English verbs, 34–35

first names, 285

like verbs, 36–37

last names, 285

liking with, 100–101

losing face, 284

speech parts, 36–37

no thank you, 287

adverbs, 37–38

public displays of affection, 287

affection, public display, 287

rice bowls, 287–288

affricates, 14

self-deprecation, 283–284

airports

seniors, 284

about, 233–238

shoes in house, 285–286

checkin, 234–235

sitting, 284

leaving, 238

spoons, 287–288

animals of Chinese zodiac, 255

titles, 285

answer key, 331–335

accidents at home, 185

Antique Market, 122

accommodations

antiques shopping in Korea, 122

about, 215

areas of study, conversation, 85

bed and breakfast, 215, 217

arts, 147–148

beds, 216

asking

broken machinery, 226–227

directions, 203–210

check out rooms, 224–225

directions in office, 170–172

checking out, 228–230

for help, shopping, 115–116

cleanliness, 228

names, introductions, 61–64

complaints, 226–228

for someone, 155–157

details, 223–224

ATMs for money, 196–197

finding, 218–220

awesome expression, 297

hostels, 217

hotels, 216

• B •

motels, 216–217

noisy neighbors, 227

banks for currency, 192–193

bargaining, shopping in Korea, 123

342 Korean For Dummies

bars

Brotherhood of War, 131

about, 134–135

brown, 119

tips for improvement, 280

browsing, shopping, 114–115

baseball, 148

Buddha's Birthday, 253

basic phrases, fluency, 18–20

Buddhist temples, 238

beaches, 142

buses

beckoning, body language, 21

about, 238, 256

bed and breakfasts, 215, 217

transportation, 240

beds in hotels, 216

travel to Korea, 256

Before Babel Brigade (BBB), 260

business

behavior, acceptable

about, 165

about, 283

asking directions, 170–172

bragging, 283–284

calling contacts, 155–156

chopsticks, 288

commenting about other people, 174

compliments, 283–284

computers, 169–170

crossing legs while sitting, 286

finding items, 166–169

eating, 284

finding people, 170

first names, 285

introductions, 173

last names, 285

leaving messages, 157

losing face, 284

meetings, 173–174

no thank you, 287

peers and superiors, 172

public displays of affection, 287

speaking up, 173–174

rice bowls, 287–288

travel to Korea, 256

self-deprecation, 283–284

business dinners

seniors, 284

about, 174

shoes in house, 285–286

declining drinks, 176

sitting, 284

drinking politely, 175

spoons, 287–288

pouring shots, 175

titles, 285

serving superiors, 175

birds, 142

buying in Korea, 123

blank, 119

by the way expression, 294–295

blue, 119

boating, 142

• C •

body language

beckoning, 21

calling

bowing, 21–22

acquaintances at home, 156–157

elders, 21

business contacts, 155–156

handshakes, 22

police in emergencies, 264–265

nodding, 22

cash, 197–199

respect, 21

CDs

body parts terminology, 270–271

about, 5

bowing

contents, 337–339

body language, 21–22

system requirements, 340

introductions, 51

technical support, 340

bragging, unacceptable behavior, 283–284

tips for improvement, 280

broken machinery in hotels, 226–227

changing currency, 192–195

33_037188-bindex.qxp 6/24/08 11:18 PM Page 343

Index

343

checkin, airport, 234–235

leaving messages at someone's home,

checking

157–158

hotel rooms, 224–225

leaving recorded messages, 158–159

out, hotels, 228–230

mail, 160–161

for sizes, shopping, 118–119

making calls, 152–155

checks

phone, 151–159

currency, 201

sending faxes, 161

fees, 201

comparing

personal, 201

merchandise, shopping, 116–117

Chihwaseon, 131

several items, shopping, 117

Children's Day, 253

complaints, accommodations, 226–228

Chinese zodiac, 254–255

compliments, acceptable behavior, 283–284

chopsticks, acceptable behavior, 288

computers, office, 169–170

Christmas Day, 254

concerts, 130

Chuseok, 254

Confucian ideals, 287

citizenship, 77–79

conjugating verbs, 32–33

cleaning up homes, 186–187

consonants, pronunciation, 13–17

cleanliness, accommodations, 228

Constitution Day, 253

clothes shopping in Korea, 117–121

contact information, conversation, 90–91

clubs, 134–135

contents, CD, 337–339

COEX mall, 122

conversation

colors, shopping in Korea, 119

about, 71

commenting about other people,

areas of study, 85

office, 174

citizenship, 77–79

common expressions

contact information, 90–91

about, 293

country names, 74

awesome, 297

cram schools, 87

dying, 296–297

essential words, 71–73

it's annoying, 295

ethnicity, 77–79

keep up good work, 299

formal usages, 71–73

a little, 295

home community, 74–76

queasy, 297–298

jobs, 83–87

refreshing, 298–299

locations and directions, 76

resignation, 294

members of family, 87–90

by the way, 294–295

months, 82

what a pity, 293–294

occupations, 83–87

common particles, 40

questions, 71–73

communications

seasons, 80–82

about, 151

tutoring, 87

asking for someone, 155–157

weather, 80–82

calling acquaintances at home, 156–157

where are you from, 73–79

calling business contacts, 155–156

where someone lives, 76–77

finding phones, 152

conversions, currency, 191–192

Internet, 161–163

counters

leaving messages, 157–159

numbers, 44–46

leaving messages at businesses, 157

Sino-Korean, 45–46

33_037188-bindex.qxp 6/24/08 11:18 PM Page 344

344 Korean For Dummies

country names, 74

• *D* •

cram schools, 87

credit cards, 199–201

Dangun, 254

crossing legs while sitting, 286

dates, 255–256

cuisine

days

about, 93, 98–101, 174

about, 125–126

acceptable behavior, 284

travel, 248–251

chopsticks, 288

debit cards, 199–201

declining drinks, 176

declining

dining out, 101–107

drinks, business, 176

drinking politely, 175

Demilitarized Zone (DMZ), 142

homes, 181–183

demonstrative pronouns, 29

hunger, 95

department store shopping, 112–114

liking and disliking with adjectives,

describing

100–101

ailments, emergencies, 269–271

meal time, 94

people, introductions, 62

menus, 101–102

destinations, Korea, 256–259

ordering at restaurant, 102–103

diagnosis, emergencies, 272

ordering at roadside shop, 103–104

dictionaries

paying for meal, 106–107

about, 281

popular dishes, 99–100

Korean-English, 307–329

pouring shots, 175

dictionary form, verbs, 32

restrooms, 106

dining out

rice bowls, 287–288

about, 101–107

serving superiors, 175

acceptable behavior, 284

setting time for meal, 100

chopsticks, 288

sitting down to eat, 95–97

cuisine, 98–101

spoons, 287–288

declining drinks, 176

table manners, 98

drinking politely, 175

waitstaff, 106

hunger, 95

Cultural Property Artisan’s Hall, 122

liking and disliking with adjectives,

currency

100–101

about, 191

meal time, 94

ATMs, 196–197

menus, 101–102

banks, 192–193

ordering at restaurant, 102–103

cash, 197–199

ordering at roadside shop, 103–104

changing, 192–195

paying for meal, 106–107

checks, 201

popular dishes, 99–100

conversions, 191–192

pouring shots, 175

credit cards, 199–201

restrooms, 106

debit cards, 199–201

rice bowls, 287–288

paying in installments, 200

serving superiors, 175

personal checks, 201

setting time for meal, 100

types, 191–192

sitting down to eat, 95–97

customs, going through, 238

cyber cafes, 148–149

33_037188-bindex.qxp 6/24/08 11:18 PM Page 345

Index

345

spoons, 287–288

• *E* •

table manners, 98

waitstaff, 106

eating

dinners, business

about, 93, 174

about, 174

acceptable behavior, 284

declining drinks, 176

chopsticks, 288

drinking politely, 175

cuisine, 98–101

pouring shots, 175

declining drinks, 176

serving superiors, 175

dining out, 101–107

directions

disliking with adjectives, 100–101

about, 203

drinking politely, 175

actions with, 210

homes, 181–183

asking, 203–210

hunger, 95

conversation, 76

liking with adjectives, 100–101

distance, 209–210

meal time, 94

giving, 210–212

menus, 101–102

making directions flow, 211–212

ordering at restaurants, 102–103

pointing, 204

ordering at roadside shops, 103–104

street locations, 210

paying for meal, 106–107

where, 204–206

popular dishes, 99–100

which direction, 207–209

pouring shots, 175

disliking with adjectives, 100–101

restrooms, 106

distance, directions, 209–210

rice bowls, 287–288

districts, shopping, 112

serving superiors, 175

DMZ, 142

setting time for meal, 100

doctors

sitting down to eat, 95–97

body parts, 270–271

spoons, 287–288

describing ailments, 269–271

table manners, 98

diagnosis, 272

waitstaff, 106

finding, 267–269

elders

getting medical help, 267–274

acceptable behavior, 284

hospitals, 263

body language, 21

medical history, 272

introducing, 58–60

medical terminology, 273

electronics shopping in Korea, 122

prescriptions, 273–274

emergencies

dog, year of, 255

about, 263

dragon, year of, 255

body parts, 270–271

drama for improvement, 281

calling police, 264–265

drinking

describing ailments, 269–271

about, 107–108

diagnosis, 272

declining drinks, 176

finding doctors, 267–269

drinking politely, 175

getting medical help, 267–274

homes, 181–183

lost and found, 266

pouring shots, 175

medical history, 272

serving superiors, 175

medical terminology, 273

dying, expression, 296–297

33_037188-bindex.qxp 6/24/08 11:18 PM Page 346

346 *Korean For Dummies*

emergencies (continued)

fast, 289

prescriptions, 273–274

good, 291

reporting accidents, 264–265

hurry, 289

shouting for help, 263–264

I don't know, 291

English verbs and adjectives, 34–35

like that, 292

essential words, conversation, 71–73

oh dear, 292

ethnicity, conversation, 77–79

okay, 289

exactly, expression, 290–291

one moment please, 291

expressions, common

really, 290

about, 293

that's enough, 292

awesome, 297

turned out well, 292

dying, 296–297

what are you doing, 291

it's annoying, 295

faxes, sending, 161

keep up good work, 299

fees, check, 201

a little, 295

films, 130–131

queasy, 297–298

finding

refreshing, 298–299

accommodations, 218–220

resignation, 294

doctors, 267–269

by the way, 294–295

office items, 166–169

what a pity, 293–294

people in office, 170

expressions, favorite

phones, 152

about, 289

first names, 285

exactly, 290–291

fishing, 142

fast, 289

floor heating, Korea, 285–286

good, 291

fluency

hurry, 289

basic phrases, 18–20

I don't know, 291

pronunciation, 17–20

like that, 292

puzzling words, 18

oh dear, 292

speaking rhythm, 18

okay, 289

stressed syllables, 17

one moment please, 291

syllable pronunciation, 17

really, 290

flying time, transportation, 238

that's enough, 292

food

turned out well, 292

about, 93, 174

what are you doing, 291

acceptable behavior, Korea, 284

chopsticks, 288

• F •

cuisine, 98–101

declining drinks, 176

face, losing, 284

dining out, 101–107

fall season, 145, 248

drinking politely, 175

farmer's market, 122

homes, 181–183

Fashion Street, 117

hunger, 95

Fashion Valley, 117

Korean cuisine, 98–101

fast expression, 289

liking and disliking with adjectives,

favorite expressions

100–101

about, 289

meal time, 94

exactly, 290–291

menus, 101–102

33_037188-bindex.qxp 6/24/08 11:18 PM Page 347

Index

347

ordering at restaurant, 102–103

goodbye, saying, 65–67

ordering at roadside shop, 103–104

Goodwill Guide Services, Korea Tourist

paying for meal, 106–107

Organization, 260

popular dishes, 99–100

grammar

pouring shots, 175

about, 5

restrooms, 106

speech parts, 28

rice bowls, 287–288

green, 119

serving superiors, 175

greetings

setting time for meal, 100

about, 49

sitting down to eat, 95–97

introductions, 50–51

spoons, 287–288

Gregorian calendar, 252

table manners, 98

grey, 119

waitstaff, 106

grocery shopping, 122

forests, 142

grooming, homes, 184

formal

introductions, 51–55

• H •

Korean, 25–27

polite speech, 25–26

hand shaking, introductions, 51

usages, conversation, 71–73

handshakes, body language, 22

friends

Hangeul, 10

house invitations, 136

hanging out in homes, 179–181

introductions, 57–58

health hazards, gaming, 148–149

office, 172

help, shouting for, 263–264

fun places

hobbies, 139–142

about, 129–135

holidays

bars, 134–135

Buddha's Birthday, 253

clubs, 134–135

Children's Day, 253

concerts, 130

Christmas Day, 254

films, 130–131

Chuseok, 254

galleries, 130

Constitution Day, 253

karaoke room, 132–133

Independence Movement Day, 253

museums, 130

Korean Thanksgiving Day, 254

performances, 130

Liberation Day, 254

theatres, 130

Lunar New Year's Day, 253

future tense verbs, 33–34

Memorial Day, 253

National Foundation Day, 254

• G •

travel to Korea, 252–254

home community conversation, 74–76

galleries, 130

homes

gaming, 148–149

about, 176–177

getting medical help, 267–274

accidents, 185

giving

cleaning up, 186–187

directions, 210–212

drinking, 181–183

invitations, 135–137

eating, 181–183

thanks, 64–65

grooming, 184

goat, year of, 255

hanging out, 179–181

good expression, 291

hygiene, 184

33_037188-bindex.qxp 6/24/08 11:18 PM Page 348

348 Korean For Dummies

homes (continued)

• I •

smallest room, 177–178

staying over, 184–186

I don't know expression, 291

touring, 178–179

II Mare, 131

trash, 176–177

immigration, going through, 238

visiting, 178–187

improvement tips

horse, year of, 255

CDs, 280

hospitals, 263

Korean dictionaries, 281

hostels, 217

Korean drama, 281

hotels

Korean movies, 280–281

about, 215, 238, 239

Korean restaurants and bars, 280

accommodations, 216

Korean songs, 280

bed and breakfast, 215, 217

Korean television, 281

beds, 216

Korean word and phrase lists, 282

broken machinery, 226–227

Koreans, 279

check out rooms, 224–225

language tapes, 280

checking out, 228–230

multimedia resources, 280

cleanliness, 228

travel to Korea, 282

complaints, 226–228

Independence Movement Day, 253

details, 223–224

informal introductions, 51–55

finding, 218–220

informal polite form, verbs, 32

hostels, 217

informal polite speech, 25–26

motels, 216–217

installment paying, 200

noisy neighbors, 227

Internet

public baths, 217–218

about, 161–163

reservations, 220–222

cyber cafes, 148–149

saunas, 217–218

interrogative pronouns, 29

temperature problems, 228

intimate polite speech, 25–26

houses

introductions

about, 176–177

about, 49

accidents, 185

asking names, 61–64

cleaning up, 186–187

bowing, 51

drinking, 181–183

describing people, 62

eating, 181–183

formal, 51–55

grooming, 184

greetings, 50–51

hanging out, 179–181

informal, 51–55

hygiene, 184

introducing friend or peer, 57–58

smallest room, 177–178

introducing seniors, 58–60

staying over, 184–186

introducing yourself, 55–56

touring, 178–179

making, 49–60

trash, 176–177

office, 173

visiting, 178–187

parents, 58–60

hunger, 95

salutations, 50–51

hurry expression, 289

shaking hands, 51

hygiene, homes, 184

33_037188-bindex.qxp 6/24/08 11:18 PM Page 349

Index

349

invitations

• *M* •

about, 135–137

friends to house, 136

mail, 160–161

giving, 135–137

making

islands, 142

calls, 152–155

Itaewon, 112

directions flow, 211–212

it's annoying expression, 295

introductions, 49–60

markets, shopping, 112–114

• J •

meals

paying for, 106–107

jobs, 83–87

setting time for, 100

time, 94

• K •

medical help

about, 267

keep up good work expression, 299

describing ailments, 269–271

Korea House Handicraft Shop, 122

diagnosis, 272

Korea Tourist Organization, 260

finding doctors, 267–269

Korean-English dictionary, 307–329

medical history, 272

Korean script, 10

medical terminology, 273

Korean Thanksgiving Day, 254

prescriptions, 273–274

Korean wave, 130

meetings

Korean Web sites, 281

office, 173–174

speaking up, 173–174

• L •

members of family conversation, 87–90

Memorial Day, 253

landscape, nature, 144–145

menus, eating out, 101–102

language tapes, 280

messages

last names, acceptable behavior, 285

at businesses, 157

leaving

leaving, 157–159

airports, 238

recorded, 158–159

messages, 157–159

at someone's home, 157–158

messages at businesses, 157

money

messages at someone's home, 157–158

about, 191

recorded messages, 158–159

ATMs, 196–197

legal help, 263, 274

banks, 192–193

legs, crossing while sitting, 286

cash, 197–199

Liberation Day, 254

changing, 192–195

like that expression, 292

check fees, 201

liking with adjectives, 100–101

checks, 201

listening, 5

conversions, 191–192

locations in conversation, 76

credit cards, 199–201

losing face, 284

debit cards, 199–201

lost and found, 266

paying in installments, 200

Lunar New Year's Day, 253

personal checks, 201

purchases, 197–201

types, 191–192

350 Korean For Dummies

monkey, year of, 255

waterfalls, 142

monsoon rains, 145, 248

wildlife, 142

months

New Year's Day, 253

about, 125–126

no thank you, acceptable behavior, 287

conversation, 82

nodding, body language, 22

travel to Korea, 248–251

noisy neighbors, accommodations, 227

motels

nouns, speech parts, 28

about, 215

numbers

accommodations, 216–217

about, 41

bed and breakfast, 215, 217

counters, 44–46, 45

beds, 216

native Korean, 42–43

broken machinery, 226–227

Sino-Korean, 41, 43–44, 193

check out rooms, 224–225

checking out, 228–230

• O •

cleanliness, 228

complaints, 226–228

occupations in conversation, 83–87

details, 223–224

office

finding, 218–220

about, 165

hostels, 217

asking directions, 170–172

hotels, 216

commenting about other people, 174

motels, 216–217

computers, 169–170

noisy neighbors, 227

finding items, 166–169

public baths, 217–218

finding people, 170

reservations, 220–222

introductions, 173

saunas, 217–218

meetings, 173–174

temperature problems, 228

peers and superiors, 172

mountains, 142

speaking up, 173–174

multimedia resources for improvement, 280

oh dear expression, 292

museums, 130

okay expression, 289

Myeongdong, 111

Old Boy, 131

one moment please expression, 291

• N •

orange, 119

ordering

names

at restaurant, 102–103

acceptable behavior, 285

at roadside shop, 103–104

country, 74

ox, year of, 255

National Foundation Day, 254

native Korean numbers, 42–43

• P •

nature

forests, 142

packing for travel, 259

landscape, 144–145

parents, introductions, 58–60

mountains, 142

particles

recreation, 142–147

about, 38

seasons, 145–147

common, 40

train rides, 144–145

dropping understood words, 39

33_037188-bindex.qxp 6/24/08 11:18 PM Page 351

Index

351

sentence, 39

pouring shots, business dinners, 175

speech parts, 38–40

prescriptions, medical, 273–274

parts of speech

present tense verbs, 33–34

about, 27–28

pricing, shopping, 123

adjectives, 36–37

pronouns

adverbs, 37–38

demonstrative, 29

grammar, 28

interrogative, 29

nouns, 28

personal, 29–31

particles, 38–40

possessive, 31

pronouns, 29–31

pronunciation

questions, 40–41

about, 10

suffixes, 37

consonants, 13–17

verbs, 31–35

fluency, 17–20

past tense verbs, 33–34

vowels, 10–12

paying

public baths, 217–218

in installments, 200

public displays of affection, acceptable

for meals, 106–107

behavior, 287

peers

public transportation, 233

introductions, 57–58

purchases

office, 172

currency, 197–201

people in office, finding, 170

shopping, 123

performances, 130

purple, 119

personal checks, 201

puzzling words, 18

personal pronouns, 29–31

phones

• Q •

communications, 151–159

finding, 152

queasy expression, 297–298

phonetics, 9–10

questions

pig, year of, 255

conversation, 71–73

places, travel, 258

speech parts, 40–41

plain polite speech, 25–26

pointing

• R •

directions, 204

out best item, shopping, 117

rabbit, year of, 255

police

rains, monsoon, 145, 248

about, 263

rat, year of, 255

calling in emergencies, 264–265

really expression, 290

polite speech

receiving invitations, 135–137

about, 25–26

recorded messages, leaving, 158–159

formal polite, 25–26

recreation

informal polite, 25–26

about, 139

intimate, 25–26

hobbies, 139–142

plain, 25–26

nature, 142–147

popular dishes, eating, 99–100

red, 119

possessive pronouns, 31

refreshing expression, 298–299

33_037188-bindex.qxp 6/24/08 11:18 PM Page 352

352 Korean For Dummies

refunds, shopping, 123

shopping

remote areas, 203

about, 111, 256

reporting accidents, 264–265

antiques, 122

reservations, accommodations, 220–222

asking for help, 115–116

resignation expression, 294

bargaining, 123

respect, body language, 21

browsing, 114–115

restaurants

buying, 123

ordering, 102–103

checking for sizes, 118–119

tips for improvement, 280

clothes, 117–121

restrooms, 106

colors, 119

rhythm, speaking, 18

comparing merchandise, 116–117

rice bowls, acceptable behavior, 287–288

comparing several items, 117

Rodeo street, 117

department stores, 112–114

Romanization of Korean, 10

districts, 112

rooms, hotel, 224–225

electronics, 122

rooster, year of, 255

groceries, 122

markets, 112–114

• S •

pointing out best item, 117

pricing, 123

salutations, introductions, 50–51

purchasing, 123

saunas, 217–218

refunding, 123

saying

shopping for specific items, 121–122

goodbye, 65–67

small shops, 112–114

sorry, 64–65

souvenirs, 122

schools, cram, 87

stores, 111–116

script, Korean, 10

trying on clothes, 120–121

seasons

shouting for help, 263–264

about, 128

Sino-Korean

conversation, 80–82

counters, 45–46

nature, 145–147

numbers, 41, 43–44, 193

travel, 247–248

sites, travel, 257

Sejong, King, 10

sitting

self-deprecation, 283–284

acceptable behavior, Korea, 284

sending faxes, 161

down to eat, 95–97

seniors

small shops, shopping, 112–114

acceptable behavior, Korea, 284

smallest room, homes, 177–178

body language, 21

snake, year of, 255

introductions, 58–60

soccer, 148

sentence particles, 39

songs for improvement, 280

Seoul, 111

sorry, saying, 64–65

serving superiors, 175

sounds, basic, 10

setting time for meal, 100

souvenirs shopping, 122

shaking hands, introductions, 51

speaking

shoes in house, acceptable behavior,

about, 5

285–286

rhythm, 18

up in meetings, 173–174

33_037188-bindex.qxp 6/24/08 11:18 PM Page 353

Index

353

speech parts

• T •

about, 27–28

adjectives, 36–37

table manners, 98

adverbs, 37–38

taxis

grammar, 28

about, 238

nouns, 28

transportation, 239–240

particles, 38–40

technical support, CD, 340

pronouns, 29–31

Techno Mart, 122

questions, 40–41

television for improvement, 281

suffixes, 37

temperature problems, accommodations,

verbs, 31–35

228

speech styles, 25–27

temples, Buddhist, 238

spoons, acceptable behavior, 287–288

tense, verbs, 33–34

sports

thank you, no, 287

about, 148–149

thanks, giving, 64–65

baseball, 148

that's enough expression, 292

boating, 142

theatres, 130

fishing, 142

tiger, year of, 255

gaming, 148–149

time

soccer, 148

about, 125, 126–129

wrestling, 148

travel, 247–256

Spring, Summer, Fall, Winter...and

tips for improvement

Spring, 131

CDs, 280

spring season, 145, 248

Korean dictionaries, 281

staying over in homes, 184–186

Korean drama, 281

stores

Korean movies, 280–281

department store shopping, 112–114

Korean restaurants and bars, 280

shopping in Korea, 111–116

Korean songs, 280

street locations, directions, 210

Korean television, 281

stressed syllables, 17

Korean word and phrase lists, 282

study areas, conversation, 85

Koreans, 279

subways

language tapes, 280

about, 238

multimedia resources, 280

transportation, 240–242

travel to Korea, 282

suffixes, 37

titles, acceptable behavior, 285

summer season, 145, 248

touring homes, 178–179

superiors

tourists

introductions, 57–58

Goodwill Guide Services, 260

office, 172

Korea Tourist Organization, 260

serving, 175

trains

syllables

about, 238, 256

consonants at end, 16–17

nature, 144–145

pronunciation, 17

transportation, 244

stressed, 17

transportation

system requirements, CD, 340

about, 233

airport, 233–238

354 *Korean For Dummies*

transportation (continued)

conjugating, 32–33

airport checkin, 234–235

dictionary form, 32

Buddhist temples, 238

with English verbs and adjectives,

buses, 238, 240

about, 34–35

flying time, 238

forms, 32

hotels, 238

future tense, 33–34

immigration and customs, 238

informal polite form, 32

leaving airport, 238

past tense, 33–34

subways, 238, 240–242

present tense, 33–34

taxis, 238, 239–240

speech parts, 31–35

trains, 238, 244

stem, 32

trash, home, 176–177

tense, 33–34

travel

verb stem, 32

about, 247

visiting homes, 178–187

agencies, 259–260

vowels

around town, 239–244

differences, 12

buses, 240

pronunciation, 10–12

business, 256

sound, 10–11

dates and times, 255–256

days, 248–251

• W •

destinations, 256–259

holidays, 252–254

waitstaff, eating, 106

months, 248–251

waterfalls, 142

packing, 259

weather conversation, 80–82

places, 258

Web sites

seasons, 247–248

Goodwill Guide Services, 260

shopping in Korea, 256

Korean, 281

sites and activities, 257

Korean dictionaries, 281

subways, 240–242

Korean movies, 280–281

taxis, 239–240

Korean songs, 280

timing, 247–256

Korean television, 281

tips for improvement, 282

Korean tourist information, 259

trains, 244

Wiley technical support, 340

travel agencies, 259–260

weeks, 125–126

vacation, 256

what a pity expression, 293–294

years, 254–255

what are you doing expression, 291

trying on clothes, shopping, 120–121

where

turned out well expression, 292

are you from conversation, 73–79

tutoring conversation, 87

directions, 204–206

someone lives conversation, 76–77

• V •

which direction, 207–209

white, 119

vacation travel, 256

wildlife, 142

verbs

winter season, 145, 248

about, 31, 303–305

word and phrase lists for improvement, 282

adjectives like, 36–37

wrestling, 148

33_037188-bindex.qxp 6/24/08 11:18 PM Page 355

Index

355

• Y •

• Z •

year of dog, 255

zodiac

year of dragon, 255

animals, 255

year of goat, 255

Chinese, 254–255

year of horse, 255

dog, year of, 255

year of monkey, 255

dragon, year of, 255

year of ox, 255

goat, year of, 255

year of pig, 255

horse, year of, 255

year of rabbit, 255

monkey, year of, 255

year of rat, 255

ox, year of, 255

year of rooster, 255

pig, year of, 255

year of snake, 255

rabbit, year of, 255

year of tiger, 255

rat, year of, 255

years, travel, 254–255

rooster, year of, 255

yellow, 119

snake, year of, 255

yourself, introductions, 55–56

tiger, year of, 255

33_037188-bindex.qxp 6/24/08 11:18 PM Page 356

Notes

Notes

[illegible]

Notes

[illegible]

Notes

Notes

[illegible]

Wiley Publishing, Inc.

End-User License Agreement

READ THIS. You should carefully read these terms and conditions before opening the software packet(s) included with this book “Book”. This is a license agreement “Agreement” between you and Wiley Publishing, Inc. “WPI”. By opening the accompanying software packet(s), you acknowledge that you have read and accept the following terms and conditions. If you do not agree and do not want to be bound by such terms and conditions, promptly return the Book and the unopened software packet(s) to the place you obtained them for a full refund.

1.

License Grant. WPI grants to you (either an individual or entity) a nonexclusive license to use one copy of the enclosed software program(s) (collectively, the “Software”) solely for your own personal or business purposes on a single computer (whether a standard computer or a workstation component of a multi-user network). The Software is in use on a computer when it is loaded into temporary memory (RAM) or installed into permanent memory (hard disk, CD-ROM, or other storage device). WPI reserves all rights not expressly granted herein.

2.

Ownership. WPI is the owner of all right, title, and interest, including copyright, in and to the compilation of the Software recorded on the physical packet included with this Book

“Software Media”. Copyright to the individual programs recorded on the Software Media is owned by the author or other authorized copyright owner of each program. Ownership of the Software and all proprietary rights relating thereto remain with WPI and its licensors.

3.

Restrictions on Use and Transfer.

(a) *You may only (i) make one copy of the Software for backup or archival purposes, or (ii) transfer the Software to a single hard disk, provided that you keep the original for backup or archival purposes. You may not (i) rent or lease the Software, (ii) copy or reproduce the Software through a LAN or other network system or through any computer subscriber system or bulletin-board system, or (iii) modify, adapt, or create derivative works based on the Software.*

(b) *You may not reverse engineer, decompile, or disassemble the Software. You may transfer the Software and user documentation on a permanent basis, provided that the transferee agrees to accept the terms and conditions of this Agreement and you retain no copies. If the Software is an update or has been updated, any transfer must include the most recent update and all prior versions.*

4.

Restrictions on Use of Individual Programs. *You must follow the individual requirements and restrictions detailed for each individual program in the “On the CD” appendix of this Book or on the Software Media. These limitations are also contained in the individual license agreements recorded on the Software Media. These limitations may include a requirement that after using the program for a specified period of time, the user must pay a registration fee or discontinue use. By opening the Software packet(s), you agree to abide by the licenses and restrictions for these individual programs that are detailed in the “On the CD” appendix and/or on the Software Media. None of the material on this Software Media or listed in this Book may ever be redistributed, in original or modified form, for commercial purposes.*

5.

Limited Warranty.

(a) WPI warrants that the Software and Software Media are free from defects in materials and workmanship under normal use for a period of sixty (60) days from the date of purchase of this Book. If WPI receives notification within the warranty period of defects in materials or workmanship, WPI will replace the defective Software Media.

(b) WPI AND THE AUTHOR(S) OF THE BOOK DISCLAIM ALL OTHER WARRANTIES, EXPRESS

OR IMPLIED, INCLUDING WITHOUT LIMITATION IMPLIED WARRANTIES OF MER—

CHANTABILITY AND FITNESS FOR A PARTICULAR PURPOSE, WITH RESPECT TO THE

SOFTWARE, THE PROGRAMS, THE SOURCE CODE CONTAINED THEREIN, AND/OR THE

TECHNIQUES DESCRIBED IN THIS BOOK. WPI DOES NOT WARRANT THAT THE FUNC—

TIONS CONTAINED IN THE SOFTWARE WILL MEET YOUR REQUIREMENTS OR THAT THE

OPERATION OF THE SOFTWARE WILL BE ERROR FREE.

(c) This limited warranty gives you specific legal rights, and you may have other rights that vary from jurisdiction to jurisdiction.

6.

Remedies.

(a) WPI's entire liability and your exclusive remedy for defects in materials and workmanship shall be limited to replacement of the Software Media, which may be returned to WPI with a copy of your receipt at the following address: Software Media Fulfillment Department, Attn.: Korean For Dummies, Wiley Publishing, Inc., 10475 Crosspoint Blvd., Indianapolis, IN 46256, or call 1-800-762-2974. Please allow four to six weeks for delivery.

This Limited Warranty is void if failure of the Software Media has resulted from accident, abuse, or misapplication. Any replacement Software Media will be warranted for the remainder of the original warranty period or thirty (30) days, whichever is longer.

(b) In no event shall WPI or the author be liable for any damages whatsoever (including without limitation damages for loss of business profits, business interruption, loss of business information, or any other pecuniary loss) arising from the use of or inability to use the Book or the Software, even if WPI has been advised of the possibility of such damages.

(c) Because some jurisdictions do not allow the exclusion or limitation of liability for consequential or incidental damages, the above limitation or exclusion may not apply to you.

7.



U.S. Government Restricted Rights. *Use, duplication, or disclosure of the Software for or on behalf of the United States of America, its agencies and/or instrumentalities "U.S. Government"*




is subject to restrictions as stated in paragraph (c)(1)(ii) of the Rights in Technical Data and Computer Software clause of DFARS 252.227-7013, or subparagraphs (c) (1) and (2) of the Commercial Computer Software - Restricted Rights clause at FAR 52.227-19, and in similar clauses in the NASA FAR supplement, as applicable.

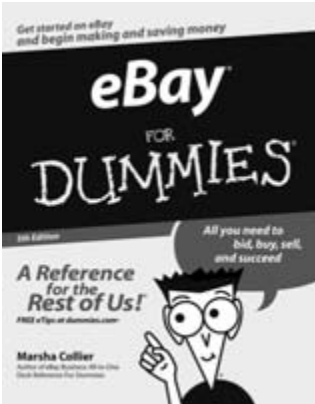
8.

General. *This Agreement constitutes the entire understanding of the parties and revokes and supersedes all prior agreements, oral or written, between*

them and may not be modified or amended except in a writing signed by both parties hereto that specifically refers to this Agreement. This Agreement shall take precedence over any other documents that may be in conflict herewith. If any one or more provisions contained in this Agreement are held by any court or tribunal to be invalid, illegal, or otherwise unenforceable, each and every other provision shall remain in full force and effect.







35_037188-badvert01.qxp 6/24/08 11:19 PM Page 363

BUSINESS, CAREERS & PERSONAL FINANCE

Also available:

Personal Finance For Dummies

Business Plans Kit For Dummies

0-7645-2590-5*

0-7645-9794-9

Resumes For Dummies

Economics For Dummies

0-7645-5471-9

0-7645-5726-2

Selling For Dummies

Grant Writing For Dummies

0-7645-5363-1

0-7645-8416-2

Six Sigma For Dummies

Home Buying For Dummies

0-7645-6798-5

0-7645-5331-3

Small Business Kit For Dummies

Managing For Dummies

0-7645-5984-2

0-7645-1771-6

Starting an eBay Business For Dummies

0-7645-9847-3

0-7645-2431-3

Marketing For Dummies

0-7645-6924-4

0-7645-5600-2

Your Dream Career For Dummies

0-7645-9795-7

HOME & BUSINESS COMPUTER BASICS

Also available:

Outlook 2007 For Dummies

Cleaning Windows Vista For Dummies

0-470-03830-6

0-471-78293-9

PCs For Dummies

Excel 2007 For Dummies

0-7645-8958-X

0-470-03737-7

Salesforce.com For Dummies

Mac OS X Tiger For Dummies

0-470-04893-X

0-7645-7675-5

Upgrading & Fixing Laptops For

MacBook For Dummies

Dummies

0-470-04859-X

0-7645-8959-8

Macs For Dummies

Word 2007 For Dummies

0-470-04849-2

0-470-03658-3

0-470-05432-8

0-471-75421-8

Office 2007 For Dummies

Quicken 2007 For Dummies

0-470-00923-3

0-470-04600-7

FOOD, HOME, GARDEN, HOBBIES, MUSIC & PETS

Also available:

Horses For Dummies

Candy Making For Dummies

0-7645-9797-3

0-7645-9734-5

Jewelry Making & Beading

Card Games For Dummies

For Dummies

0-7645-9910-0

0-7645-2571-9

Crocheting For Dummies

Orchids For Dummies

0-7645-4151-X

0-7645-6759-4

Dog Training For Dummies

Puppies For Dummies

0-7645-8418-9

0-7645-5255-4

Healthy Carb Cookbook For Dummies

Rock Guitar For Dummies

0-7645-8476-6

0-7645-5356-9

0-7645-8404-9

0-7645-9904-6

Home Maintenance For Dummies

Sewing For Dummies

0-7645-5215-5

0-7645-6847-7

Singing For Dummies

INTERNET & DIGITAL MEDIA

0-7645-2475-5

Also available:

Home Entertainment PCs For Dummies

Blogging For Dummies

0-470-05523-5

0-471-77084-1

MySpace For Dummies

Digital Photography For Dummies

0-470-09529-6

0-7645-9802-3

Search Engine Optimization For

Digital Photography All-in-One Desk

Dummies

Reference For Dummies

0-471-97998-8

0-470-03743-1

Skype For Dummies

Digital SLR Cameras and Photography

0-470-04891-3

For Dummies

The Internet For Dummies

0-7645-9803-1

0-7645-8996-2

0-470-04529-9

0-470-04894-8

eBay Business All-in-One Desk

Wiring Your Digital Home For Dummies

Reference For Dummies

0-471-91830-X

0-7645-8438-3

*** *Separate Canadian edition also available***


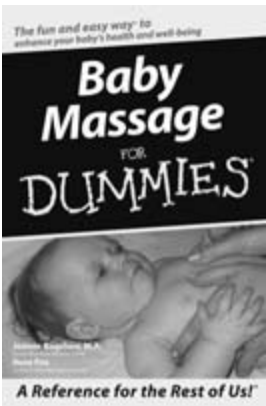

HDTV For Dummies




† *Separate U.K. edition also available*

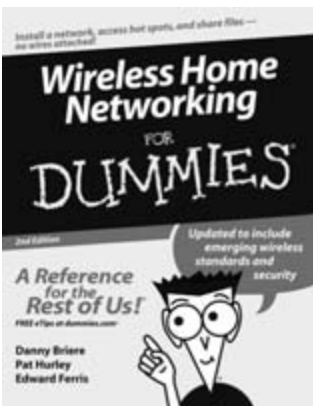

0-470-09673-X

*Available wherever books are sold. For more information or to order direct:
U.S. customers visit www.dummies.com or call 1-877-762-2974.*

*U.K. customers visit www.wileyeurope.com or call 0800 243407. Canadian
customers visit www.wiley.ca or call 1-800-567-4797.*







35_037188-badvert01.qxp 6/24/08 11:19 PM Page 364

SPORTS, FITNESS, PARENTING, RELIGION & SPIRITUALITY

Also available:

Pregnancy For Dummies

Catholicism For Dummies

0-7645-4483-7 †

0-7645-5391-7

Ten Minute Tone-Ups For Dummies

Exercise Balls For Dummies

0-7645-7207-5

0-7645-5623-1

NASCAR For Dummies

Fitness For Dummies

0-7645-7681-X

0-7645-7851-0

Religion For Dummies

Football For Dummies

0-7645-5264-3

0-7645-3936-1

Soccer For Dummies

Judaism For Dummies

0-7645-5229-5

0-7645-5299-6

Women in the Bible For Dummies

0-471-76871-5

0-7645-7841-3

Potty Training For Dummies

0-7645-8475-8

0-7645-5417-4

Buddhism For Dummies

0-7645-5359-3

TRAVEL

Also available:

Italy For Dummies

Alaska For Dummies

0-7645-7386-1

0-7645-7746-8

Las Vegas For Dummies

Cruise Vacations For Dummies

0-7645-7382-9

0-7645-6941-4

London For Dummies

England For Dummies

0-7645-4277-X

0-7645-4276-1

Paris For Dummies

Europe For Dummies

0-7645-7630-5

0-7645-7529-5

RV Vacations For Dummies

Germany For Dummies

0-7645-4442-X

0-7645-7823-5

Walt Disney World & Orlando

0-7645-7749-2

0-7645-6945-7

Hawaii For Dummies

For Dummies

0-7645-7402-7

0-7645-9660-8

GRAPHICS, DESIGN & WEB DEVELOPMENT

Also available:

InDesign CS2 For Dummies

3D Game Animation For Dummies

0-7645-9572-5

0-7645-8789-7

Macromedia Flash 8 For Dummies

AutoCAD 2006 For Dummies

0-7645-9691-8

0-7645-8925-3

Photoshop CS2 and Digital

Building a Web Site For Dummies

Photography For Dummies

0-7645-7144-3

0-7645-9580-6

Creating Web Pages For Dummies

Photoshop Elements 4 For Dummies

0-470-08030-2

0-471-77483-9

Creating Web Pages All-in-One Desk

Syndicating Web Sites with RSS Feeds

Reference For Dummies

For Dummies

0-7645-8815-X

0-7645-9571-7

0-7645-4345-8

0-7645-8848-6

Dreamweaver 8 For Dummies

Yahoo! SiteBuilder For Dummies

0-7645-9649-7

0-7645-9800-7

NETWORKING, SECURITY, PROGRAMMING & DATABASES

Also available:

Microsoft SQL Server 2005 For Dummies

Access 2007 For Dummies

0-7645-7755-7

0-470-04612-0

Networking All-in-One Desk Reference

ASP.NET 2 For Dummies

For Dummies

0-7645-7907-X

0-7645-9939-9

C# 2005 For Dummies

Preventing Identity Theft For Dummies

0-7645-9704-3

0-7645-7336-5

Hacking For Dummies

Telecom For Dummies

0-470-05235-X

0-471-77085-X

Hacking Wireless Networks

Visual Studio 2005 All-in-One Desk

For Dummies

Reference For Dummies

0-7645-7728-X

0-471-74940-0

0-7645-9730-2

0-7645-9775-2

Java For Dummies

XML For Dummies

0-470-08716-1

0-7645-8845-1

Register for eTips
Subscribe to our free newsletters.

MY ACCOUNT SHOPPING CART HELP

DUMMIES.COM

The Online Resource for the Rest of Us!

Find Dummies Books & Articles

- Everyday Computing
- Advanced Computing
- The Internet
- At Home
- Health, Mind & Spirit
- Making & Managing Money
- Sports & Leisure
- Travel
- Beyond the Classroom

SEARCH

Dummies Specialty Shop
Fitness videos, sewing patterns, and more.

e-Learning For Dummies
Sign up for Dummies Online Courses.

It's Dummies Month!
Win a trip to Cozumel, Mexico
Enter to win a luxurious vacation for two to Presidente InterContinental Cozumel Resort & Spa.

Focus on the Academy Awards

- 1 Taking Your Best Shot for Your Film
- 2 Auditioning for an Acting Role: What to Expect
- 3 Crafting Your Character's Dialogue in Your Screenplay
- 4 Fine-Tuning Your Acting Performance on Film
- 5 Finding the Perfect Screenplay for Your Film
- 6 Developing an Artistic Sensibility for Screenwriting

Get out of town for spring break, the fun and easy way

Dummies Promotions
at a store near you


BOOKSTORE
SALE!




This Week's Selections

- Mac OS X Panther **DUMMIES**
- Mac OS X Panther All-in-One Desk Reference for Dummies
- Taxes **DUMMIES**
- Taxes For Dummies, 2004 Edition
- Online Dating **DUMMIES**
- Online Dating For Dummies

About Dummies | Register for eTips | Contact Us

Copyright © 2004 & Trademark by Wiley Publishing, Inc. All rights reserved. Please read our Privacy Policy.





35_037188-badvert01.qxp 6/24/08 11:19 PM Page 365

HEALTH & SELF-HELP

Also available:

Fibromyalgia For Dummies

Bipolar Disorder For Dummies

0-7645-5441-7

0-7645-8451-0

Low-Calorie Dieting For Dummies

Chemotherapy and Radiation

0-7645-9905-4

For Dummies

Meditation For Dummies

0-7645-7832-4

0-471-77774-9

Controlling Cholesterol For Dummies

Osteoporosis For Dummies

0-7645-5440-9

0-7645-7621-6

Diabetes For Dummies

Overcoming Anxiety For Dummies

0-7645-6820-5* †

0-7645-5447-6

Divorce For Dummies

Reiki For Dummies

0-7645-8450-2

0-7645-4149-8

0-7645-8417-0 †

0-7645-9907-0

Stress Management For Dummies

0-7645-5144-2

EDUCATION, HISTORY, REFERENCE & TEST PREPARATION

Also available:

Freemasons For Dummies

The ACT For Dummies

0-7645-9796-5

0-7645-9652-7

French For Dummies

Algebra For Dummies

0-7645-5193-0

0-7645-5325-9

Geometry For Dummies

Algebra Workbook For Dummies

0-7645-5324-0

0-7645-8467-7

Organic Chemistry I For Dummies

Astronomy For Dummies

0-7645-6902-3

0-7645-8465-0

The SAT I For Dummies

Calculus For Dummies

0-7645-7193-1

0-7645-2498-4

Spanish For Dummies

0-7645-8381-6

0-7645-9554-7

Chemistry For Dummies

0-7645-5194-9

0-7645-5430-1

Statistics For Dummies

Forensics For Dummies

0-7645-5423-9

0-7645-5580-4

Get smart @ dummies.com®

• Find a full list of Dummies titles

- *Look into loads of FREE on-site articles*
 - *Sign up for FREE eTips emailed to you weekly*
 - *See what other products carry the Dummies name*
 - *Shop directly from the Dummies bookstore*
 - *Enter to win new prizes every month!*
- * Separate Canadian edition also available*
- † Separate U.K. edition also available*

*Available wherever books are sold. For more information or to order direct:
U.S. customers visit www.dummies.com or call 1-877-762-2974.*

*U.K. customers visit www.wileyeurope.com or call 0800 243407. Canadian
customers visit www.wiley.ca or call 1-800-567-4797.*



-












—







































35_037188-badvert01.qxp 6/24/08 11:19 PM Page 366

Do More with Dummies

Instructional DVDs • Music Compilations

Games & Novelties • Culinary Kits

Crafts & Sewing Patterns

Home Improvement/DIY Kits • and more!

Check out the Dummies Specialty Shop at www.dummies.com for more information!

Document Outline

- [Korean for Dummies](#)
 - [About the Author](#)
 - [Dedication](#)
 - [Author's Acknowledgments](#)
 - [Contents at a Glance](#)
 - [Table of Contents](#)
 - [Introduction](#)
 - [About This Book](#)
 - [Conventions Used in This Book](#)
 - [Foolish Assumptions](#)
 - [How This Book Is Organized](#)
 - [Icons Used in This Book](#)
 - [Where to Go from Here](#)
 - [Part I: Getting Started](#)
 - [Chapter 1: Icons Used in This Book](#)
 - [Getting the Basic Sounds](#)
 - [The Basic Vowel Sounds](#)
 - [The Basic Consonant Sounds](#)
 - [Sounding Fluent](#)
 - [Saying It with Body Language](#)
 - [Chapter 2: The Nitty-Gritty: Basic Korean Grammar and Numbers](#)
 - [Speaking Politely](#)
 - [Knowing the Basic Parts of Speech](#)
 - [Asking Questions](#)
 - [Counting Korean Style](#)
 - [Chapter 3: Introductions and Greetings](#)
 - [Making Introductions](#)
 - [Asking for Names](#)
 - [Giving Thanks and Saying Sorry](#)
 - [Saying Goodbye](#)
 - [Part II: Korean in Action: Korean in Action](#)
 - [Chapter 4: Getting to Know You: Making Small Talk](#)

- Asking Questions with Essential Words and Formal Usages
- “Where Are You From?”
- The Weather, the Seasons, and Everything in Between
- Talking About Jobs and Occupations
- Describing the Members of Your Family
- Exchanging Contact Information
- Chapter 5: Eating and Drinking
 - Dig In! Let's Eat!
 - Getting to Know Korean Cuisine
 - Dining Out
- Chapter 6: Shopping Made Easy
 - Navigating Stores
 - Comparing Merchandise
 - Shopping for Clothes
 - Shopping for Specific Items
 - All About Buying: Pricing, Bargaining, Purchasing, Refunding
- Chapter 7: Exploring the Town
 - Knowing the Time and Day
 - Exploring Fun Places
 - Giving and Receiving Invitations
- Chapter 8: Enjoying Yourself: Recreation and Sports
 - Naming Your Hobbies
 - Exploring Nature
 - Talking about the Arts
 - Playing Sports and Gaming
- Chapter 9: Making Connections: Phone, Mail, Fax, and Internet
 - Phoning Made Easy
 - Sending a Fax
 - Looking for an Internet Connection
- Chapter 10: At the Office and Around the House
 - Getting Down to Work
 - Attending Meetings
 - Making the Rounds: Business Dinners
 - Making Yourself at Home

- [Visting Koreans at Home](#)
- [Part III: Korean on the Go](#)
 - [Chapter 11: Money, Money, Money](#)
 - [Knowing Korean Currency](#)
 - [Changing Currency](#)
 - [Working the ATM](#)
 - [Paying for Your Purchases](#)
 - [Chapter 12: Asking Directions](#)
 - [Asking for Directions](#)
 - [Giving Directions](#)
 - [Chapter 13: Staying at a Hotel](#)
 - [Sorting Out the Accommodation Options](#)
 - [Finding Accommodations](#)
 - [Making Reservations](#)
 - [Complaining 101](#)
 - [Checking Out](#)
 - [Chapter 14: Transportation](#)
 - [Getting Around at the Airport](#)
 - [Getting Around Town](#)
 - [Chapter 15: Planning a Trip](#)
 - [Picking a Good Time for Travel](#)
 - [Choosing Your Destination](#)
 - [Packing for Your Trip](#)
 - [Getting the Help of a Travel Agency](#)
 - [Chapter 16: Handling an Emergency](#)
 - [Shouting for Help](#)
 - [Calling the Police](#)
 - [Getting Medical Help](#)
 - [Getting Legal Help](#)
- [Part IV: The Part of Tens](#)
 - [Chapter 17: Ten Ways to Get a Quick Handle on Korean](#)
 - [Find Koreans \(or Other Korean Speakers\) Near You](#)
 - [Use Korean Language Tapes, CDs, and Other Multimedia Resources](#)
 - [Visit Korean Restaurants and Bars](#)
 - [Sing Korean Songs](#)
 - [Watch Korean Movies](#)

- [Watch Korean Drama](#)
- [Surf the Net for Korean Web Sites](#)
- [Look Up Words in a Korean Dictionary](#)
- [Make Korean Word and Phrase Lists](#)
- [Go to Korea!](#)
- [Chapter 18: Ten Things to Avoid Doing in Korea](#)
 - [Bragging or Accepting Compliments](#)
 - [Making Someone Lose Face in Public](#)
 - [Sitting or Eating Before the Seniors in the Group](#)
 - [Calling Your Boss or Teachers by Their First Names](#)
 - [Saying “Ssi” After Your Own Name](#)
 - [Walking into a House with Your Shoes on](#)
 - [Crossing Your Legs When You Sit](#)
 - [Kissing in Public](#)
 - [Taking the First “No, Thank You” Literally](#)
 - [Picking Up Your Rice Bowl and Using Your Spoon to Eat](#)
- [Chapter 19: Ten Favorite Korean Expressions](#)
 - [ppalli](#)
 - [gwaenchanayo](#)
 - [jeongmal, jinjja, cham](#)
 - [a, geuraeyo](#)
 - [jamkkanmanyoy](#)
 - [mwo haeyo](#)
 - [mollayo](#)
 - [joayo](#)
 - [jal doetneyo](#)
 - [jeoreon, ireon](#)
- [Chapter 20: Ten Phrases That Make You Sound Korean](#)
 - [akkapda](#)
 - [eojujeol su eopgun](#)
 - [geureonde itjanayo](#)
 - [jom](#)
 - [jjajeungnanda](#)
 - [jukgetda](#)
 - [kkeunnaejunda](#)
 - [neukkihada](#)

- [siwonhada](#)
- [sugohaeyo](#)
- [Part V: Appendixes](#)
 - [Appendix A: Korean Verbs](#)
 - [Appendix B: Korean-English Mini-Dictionary](#)
 - [Appendix C: Answer Key](#)
 - [Appendix D: On the CD](#)
 - [Tracks on the CD](#)
 - [System Requirements](#)
 - [Customer Care](#)
 - [Wiley Publishing, Inc. End-User License Agreement](#)